

Cylinder Head Change – 135 thru 200

Mariner and Mercury

1993 and newer

Cylinder Head

135/150

S/N 0D263319 and above

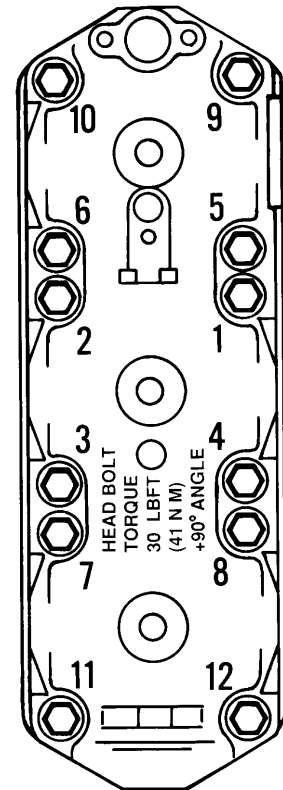
150 Magnum III/XR6, 150 Mag EFI/XRi, 175, 175 Mag EFI/XRi, 200, 200 Mag EFI/XRi Long Shaft
S/N 0D262674 and above

200 Mag EFI/XRi XL and CXL

Estimated – August Production

An improved cylinder head is used on the models listed. The improved head has cast-in head bolt washers, torque specifications, and torque sequence. They will back-fit on some outboards. The cast-in washers eliminate the use of flat washers under the cylinder head bolts. The cylinder heads are anodized and painted powerhead black.

The cylinder head attaching bolt p/n 10-98534 remains the same.

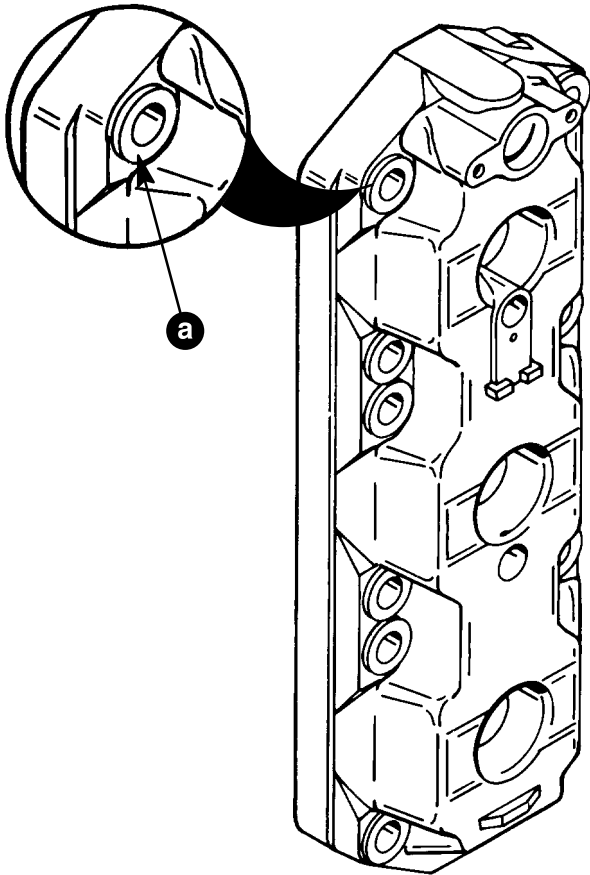


52247

a - Cast-in Torque Sequence.

b - Cast-in Head Bolt Torque.

Figure 1. New Cylinder Head



a - Cast-in Material to Eliminate Washers.

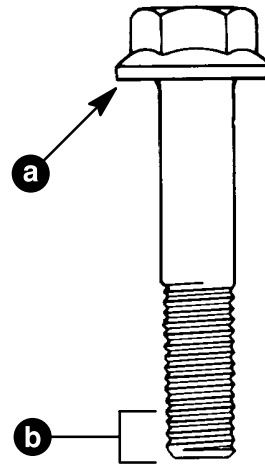
Figure 2. New Cylinder Head

IMPORTANT: When the washer is "cast in" the cylinder head, **DO NOT** install a washer under the head of the bolt.

52248

HEAD BOLT LUBRICATION:

When replacing or installing a cylinder head bolt, apply 10W-30 or 2 cycle oil to the head bolt in the areas shown. The absence of lubrication may result in insufficient clamp load and possible head gasket failure.



a - Oil Under the Washer or Head.

b - Oil First 4 Threads.

Figure 3. Cylinder Head Bolt

51743

CYLINDER HEAD PART NUMBERS:

135/150	18787F-1
150 Mag III/XR6,	18488F-1
150 Mag EFI/XRi,	
175,	
175 Mag EFI/XRi,	
200,	
200 Mag EFI/XRi	
L Models Only	
200 Mag EFI/XRi	18488F-2
XL & CXL Models Only	
Estimated - August production	

WARRANTY:

The new cylinder heads are offered as an improvement in servicing the product and is not covered by warranty to up-grade previous product.