


Circulate to: Sales Manager Accounting Service Manager Technician Parts Manager

4000/4500 GEN II Control Box

Situation

This new 4000/4500 GEN II control has reduced external movement of the throttle and shift cables. Under extreme cable routing conditions this will help minimize shift/throttle handle loads. As with previous controls, all cable adjustments will continue to be made at the engine so there is no need to disassemble the control box to make cable adjustments.



a - Current control

b - GEN II control

NOTE: The new GEN II controls must use new GEN II throttle and shift cables.

Features of New control

- New mounting plate design allows panel mount (4000 GEN II Lock bar 883710A___) control to be installed on either port or starboard side at 30° increments from the horizontal position.
- Requires unique throttle and shift cables.
- Available in panel and console mount.
- Available with pistol grip or lock bar handle design (Panel and Flush).
- Control box housing is approximately 2-1/2 inches longer.
- Eliminates external movement of throttle and shift cables.

THE INFORMATION IN THIS DOCUMENT IS CONFIDENTIAL AND PROTECTED BY COPYRIGHT AND IS THE PROPERTY OF MERCURY MARINE.

This document is provided for the sole and exclusive use of the original recipient as prescribed by Mercury Marine and may not be distributed or copied, digitally or otherwise, without the prior written consent of Mercury Marine.

- Throttle handle friction pre-set at factory.
- New lock bar handle has soft grip design.
- Panel mount lanyard switch wires will have bullet connectors.
- Six inch jumper to adapt power trim connections, sent with O/B controls.
- Long extension sent with all M/C console controls (not included in the M/C panel versions).

GEN II Controls

| Control Type | Part Number | Handle Style | Replacement For: | Applications |
|---|-------------|--|-------------------------------|--|
| MPC 4000 Non-trim Panel Mount | 883709A01 | Pistol Grip mounts on starboard side only | 858690A1/A5 | All MIE inboards, all current Mercury/Mariner 6 thru 25 2-stroke, 8 thru 15 4-stroke, Force 40 HP and up (1993 and newer) without trim |
| MPC 4000 Non-trim Panel Mount | 883710A01 | Lock Bar- mounts on starboard or port side | 827270A41/A45 | All MIE inboards, all current Mercury/Mariner 6 thru 25 2-stroke, 8 thru 15 4-stroke, Force 40 HP and up (1993 and newer) without trim |
| MPC 4000 With Trim Panel Mount | 883709A02 | Pistol Grip- Mounts on starboard side only | Replaces part 858690A2/A6/A 8 | All current Mercury/Mariner, Force 40 HP and up (1993 and newer) with trim |
| MPC 4000 With Trim Panel Mount | 883710A02 | Lock Bar- mounts on starboard or port side | 827270A42/A46/A48 | All current Mercury/Mariner, Force 40 HP and up (1993 and newer) with trim |
| MPC 4000 With Trim Panel Mount | 883709A03 | Pistol Grip- mounts on starboard side only | 858690A3/A7A9 | All MCM and Mercury/Mariner 3.4L with external trim |
| MPC 4000 With Trim Panel Mount | 883710A03 | Lock Bar- mounts on starboard or port side | 827270A43, 47,49 | All MCM and Mercury/Mariner 3.4L with external trim |
| MCC 4500 Non-trim Console mount-single | 883711A11 | Redesigned Rubber grip | 88688A80, 877700A11 | All MIE inboards, all current Mercury/Mariner, Force 40 HP and up (1993 and newer) without trim |
| MCC 4500 With Trim Console Mount-single | 883711A12 | Redesigned Rubber grip | 88688A82, 877700A12 | All current Mercury/Mariner, Force 40 HP and up (1993 and newer) with trim |
| MCC 4500 With Trim Console Mount-single | 883711A13 | Redesigned Rubber grip | 88688A84, 877700A13 | All MCM and Mercury/Mariner 3.4L with external trim |

THE INFORMATION IN THIS DOCUMENT IS CONFIDENTIAL AND PROTECTED BY COPYRIGHT AND IS THE PROPERTY OF MERCURY MARINE.

This document is provided for the sole and exclusive use of the original recipient as prescribed by Mercury Marine and may not be distributed or copied, digitally or otherwise, without the prior written consent of Mercury Marine.

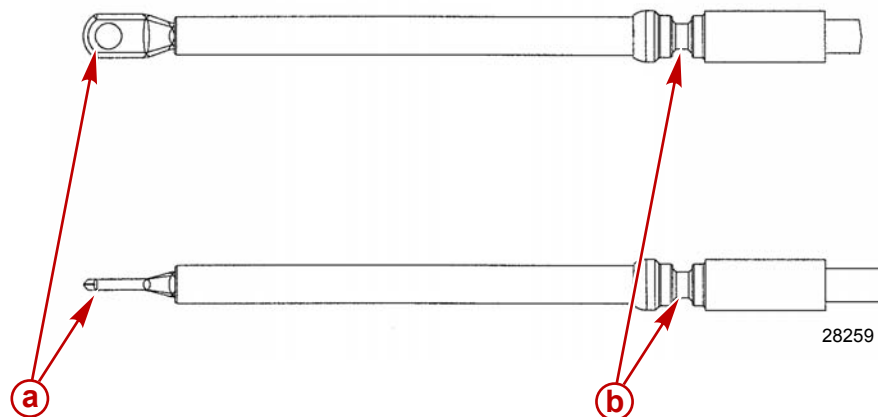
| Control Type | Part Number | Handle Style | Replacement For: | Applications |
|--|-------------|------------------------|--------------------|---|
| MCC 4500 Non- Trim Console Mount- dual | 883711A01 | Redesigned Rubber grip | 88688A86, 877700A1 | All MIE inboards, all current Mercury/Mariner, Force 40 HP and up (1993 and newer) without trim |
| MCC 4500 With Trim Console Mount- dual | 883711A02 | Redesigned Rubber grip | 88688A88, 877700A2 | All current Mercury/Mariner, Force 40 HP and up (1993 and newer) with trim |
| MCC 4500 With Trim Console Mount- dual | 883711A03 | Redesigned Rubber grip | 88688A90, 877700A3 | All MCM and Mercury/Mariner 3.4L with external trim |

Throttle/Shift Cables

| New throttle and shift cable part number | Description |
|--|--|
| 883719A__ | Standard GEN II cable (single pack) with 16 lay wire/full complement solid core wire |
| 883720A__ | Platinum GEN II cable (single pack) 16 lay wire/flexible core wire |
| 883719B__ | Bulk pack Standard cables |
| 883720B__ | Bulk pack Platinum cables |

NOTE: Commander consoles (88688A __) and side mount controls (881170A __ series) will continue to use throttle and shift cables 850716A__ and 877773A__.

NEW GEN II CONTROL CABLE – CONTROL BOX END



- a** - GEN II control cable center core wire (non-adjustable) **b** - GEN II control cable slot in cable housing wider than the standard SAE cable

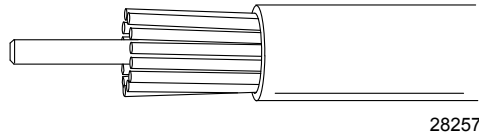
CONTROL CABLE QUALITY

Outboard control cables (throttle and shift) generally fall into three different quality levels.

THE INFORMATION IN THIS DOCUMENT IS CONFIDENTIAL AND PROTECTED BY COPYRIGHT AND IS THE PROPERTY OF MERCURY MARINE.

This document is provided for the sole and exclusive use of the original recipient as prescribed by Mercury Marine and may not be distributed or copied, digitally or otherwise, without the prior written consent of Mercury Marine.

Level 3: Generally this is the least expensive cable with a limited number of wires in the outside housing (generally 6 wire), and has a solid center core wire. If sharp bends are made with this type of cable, the outer housing will deform and put pressure on the center core wire increasing throttle and shift load. This cable will perform satisfactorily on short runs where there is a limited number of bends in the cable and the bends are very gradual. Improper handling of this cable prior to installation may cause it to deform which will create increased throttle and shift loads.

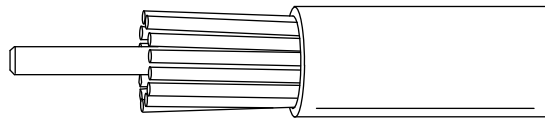


28257

Level 3 cable: 6 wires in outside housing and solid core wire

Level 2: This mid grade cable has more wires in the outside housing, sometimes referred to as a full complement cable. These types of cables generally still use a solid center core wire.

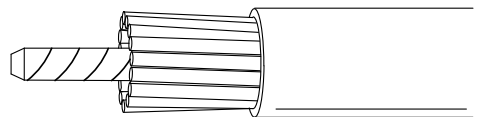
Because of the increased number of wires in the outer housing, this type of cable can make more aggressive bends without the outer housing deforming. Ideal for center console boats where the cables make an extra bend between the control and the engine. Minimum recommended quality level for all Mercury outboard and MCM applications.



ob00991

Level 2 cable: Full complement wire in outside housing, solid core wire

Level 1: The highest grade/level 1 cables have a thicker outer housing with full complement of wires, and a flexible center core wire. Ideal for long runs where more than the normal number of bends are required or aggressive bends in the cable are required. Recommended for use in boats requiring 16 FT cables or longer.



28055

Level 1 cable: Full complement of wires in outside housing, thicker housing flexible center core wire

THE INFORMATION IN THIS DOCUMENT IS CONFIDENTIAL AND PROTECTED BY COPYRIGHT AND IS THE PROPERTY OF MERCURY MARINE.

This document is provided for the sole and exclusive use of the original recipient as prescribed by Mercury Marine and may not be distributed or copied, digitally or otherwise, without the prior written consent of Mercury Marine.