

Circulate to: Sales Manager Accounting Service Manager Technician Parts Manager

8/9.9 2005 Model Year FourStroke Reverse Hook Replacement

Models Affected

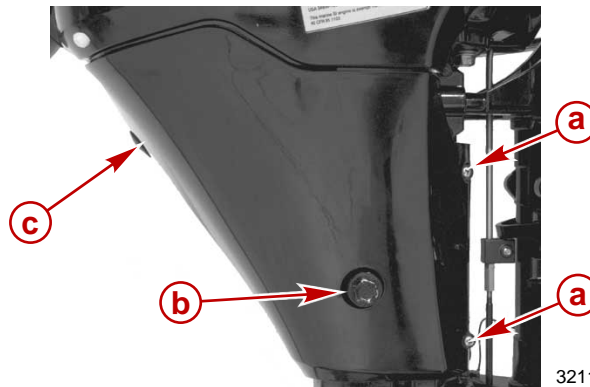
Models Covered	Serial Number Or Year
Mercury/Mariner 8/9.9 Hp FourStroke	Serial numbers 0R042475 through 0R053618

Situation

In some applications the units identified previously are at risk for a failure of the reverse hook components. As a result Mercury Marine is replacing all product at risk for a failure of this type.

Reverse Hook Replacement

1. Remove 2 screws securing driveshaft housing cover.
2. Remove cover by spreading and pulling cover over oil drain plug.




- a** - Driveshaft housing cover screw **c** - Exhaust relief tube
b - Oil drain plug

3. Remove stop.
4. Loosen coupler and jam nut.

THE INFORMATION IN THIS DOCUMENT IS CONFIDENTIAL AND PROTECTED BY COPYRIGHT AND IS THE PROPERTY OF MERCURY MARINE.

This document is provided for the sole and exclusive use of the original recipient as prescribed by Mercury Marine and may not be distributed or copied, digitally or otherwise, without the prior written consent of Mercury Marine.


5. Disconnect lower shift shaft from the upper shift shaft.



8104

- a** - Jam nut
- b** - Coupler
- c** - Stop

6. Using a pair of side cutters, cut the reverse hook on either side of the outboard. This will allow for easy removal of the component. Retain the spring for use during installation of the new reverse hook.



8105

- a** - Reverse hook

7. Attach the reverse hook spring retained from previous step to the new reverse hook.




8106


THE INFORMATION IN THIS DOCUMENT IS CONFIDENTIAL AND PROTECTED BY COPYRIGHT AND IS THE PROPERTY OF MERCURY MARINE.

This document is provided for the sole and exclusive use of the original recipient as prescribed by Mercury Marine and may not be distributed or copied, digitally or otherwise, without the prior written consent of Mercury Marine.

8. Tilt the outboard to the full tilt position.
9. With the upper shift shaft moved off to one side, align the reverse hook with the swivel tube and push the reverse hook into its retaining pockets as noted in the following picture.



8108



8109

10. Reference the service manual for proper reassembly/adjustment of the shift shaft and reverse hook.
11. Re-install driveshaft housing cover.

Owner Notification

All registered owners with engine serial numbers 0R042475 through 0R053618 were sent letters as of August 31, 2004. This letter advised the customer to contact their dealer to set up an appointment for these repairs.

Part Interchangeability

Mercury Marine will supersede the current reverse hook part number to 42141 1.

THE INFORMATION IN THIS DOCUMENT IS CONFIDENTIAL AND PROTECTED BY COPYRIGHT AND IS THE PROPERTY OF MERCURY MARINE.

This document is provided for the sole and exclusive use of the original recipient as prescribed by Mercury Marine and may not be distributed or copied, digitally or otherwise, without the prior written consent of Mercury Marine.

Dealer Parts Inventory or Dealer Outboard Inventory

USA CUSTOMERS

Return 804045002 reverse hooks in your inventory using the Mercury Precision Parts **under 30 days returns program**. You may use the form on the back of any parts and accessories packing list. Please note on the form that the return is part of Service Bulletin 2004-09. All returns must be sent freight prepaid to:

Mercury Marine
W6250-22A Pioneer Road
Fond du Lac, WI 54935

NON-USA CUSTOMERS


Return 804045002 reverse hooks to the appropriate distribution center for credit. Follow the normal return parts procedure. Please make reference to Service Bulletin 2004-09.

Parts Required

Qty.	Description	Part Number
1	Reverse hook	42141 1

Repair Identification

- Engines reworked at the factory will have an orange dot designation on the outside of the box.
- New reverse hook 42141 1 will be identified by the two molded marks illustrated in the following picture.



Warranty

NOTE: Mercury Marine will credit the dealer for the cost of parts and labor until August 31, 2007.

Complete the warranty claim listing:

- Outboard Serial Number
- Qty. 1 of P/N 42141 1 Reverse Hook
- Labor Rate 0.5 Hour

THE INFORMATION IN THIS DOCUMENT IS CONFIDENTIAL AND PROTECTED BY COPYRIGHT AND IS THE PROPERTY OF MERCURY MARINE.

This document is provided for the sole and exclusive use of the original recipient as prescribed by Mercury Marine and may not be distributed or copied, digitally or otherwise, without the prior written consent of Mercury Marine.

- Warranty Flat Rate Code SB05
- Part Code 116
- Fail Code 00

UNITED STATES AND CANADA

Complete/process the P&A claim via MercNET or return a warranty claim.

INTERNATIONAL

Follow instructions issued by Marine Power International office or by your distributor.

Parts Return Procedure

UNITED STATES AND CANADA

Return with Warranty Claim, except Alaska and Hawaii.

INTERNATIONAL

Follow instructions issued by Marine Power International office or by your distributor.

THE INFORMATION IN THIS DOCUMENT IS CONFIDENTIAL AND PROTECTED BY COPYRIGHT AND IS THE PROPERTY OF MERCURY MARINE.

This document is provided for the sole and exclusive use of the original recipient as prescribed by Mercury Marine and may not be distributed or copied, digitally or otherwise, without the prior written consent of Mercury Marine.