

Circulate to: Sales Manager Accounting Service Manager Technician Parts Manager

Official Recall Notification U.S. Federal Boat Safety Act - 25/30 HP EFI FourStroke Motor Mount Retaining Nuts

Models Affected


Models Covered	Serial Number
25/30 HP EFI FourStroke	0R106999 - 0R201181

Situation

Mercury Marine has received isolated complaints of the upper motor mount retaining nuts on outboards listed above coming loose due to improper torque. Mercury Marine has determined that the torque applied to these fasteners during production was not sufficient to retain the proper torque under all operating conditions.

Correction

1. Bend the tab of the locking plate away from the upper motor mount retaining nut.



18793


a - Washer
b - Locking plate

c - Nut
d - Bolt

THE INFORMATION IN THIS DOCUMENT IS CONFIDENTIAL AND PROTECTED BY COPYRIGHT AND IS THE PROPERTY OF MERCURY MARINE.

This document is provided for the sole and exclusive use of the original recipient as prescribed by Mercury Marine and may not be distributed or copied, digitally or otherwise, without the prior written consent of Mercury Marine.

NOTE: On tiller handle model engines, the co-pilot plate mounting screws need to be removed. This will provide access to the nut with a torque instrument.




33407

- Apply the specified amount of torque to the mount retaining nut. If the flat of the nut does not align itself with the tab of the locking plate, continue to tighten the nut until alignment occurs. Be sure the locking plate does not move while the specified torque is being applied.

Description	Nm	lb. in.	lb. ft.
Mount retaining nut	35		26

- Reposition the tab of the locking plate against the flat on the nut. Flatten the tab against the nut with a flat punch.
- Apply a white paint dot, in the area shown, to identify that the repair has been performed.



33409

- Reinstall the co-pilot plate mounting screw if removed. Torque screw to specification.

Description	Nm	lb. in.	lb. ft.
Co-pilot plate mounting screw	6	53	

- Follow the same procedure for the opposite upper motor mount retaining nut.

THE INFORMATION IN THIS DOCUMENT IS CONFIDENTIAL AND PROTECTED BY COPYRIGHT AND IS THE PROPERTY OF MERCURY MARINE.

This document is provided for the sole and exclusive use of the original recipient as prescribed by Mercury Marine and may not be distributed or copied, digitally or otherwise, without the prior written consent of Mercury Marine.

Repair Identification

Outboards reworked at the factory, or by a Mercury Marine authorized dealer, will be identified by a white paint mark next to the mounting nut.



33409

Owner Notification

A letter will be sent to every registered owner of an affected outboard. The letter will advise the owner to return the outboard to their selling dealer or any Mercury Outboard authorized dealer for the repair. As a selling or servicing dealer, you should also contact your customers to make them aware of this recall and to schedule an appointment for this repair. A copy of the customer letter is included with this service bulletin for your reference.

Warranty

Complete a warranty claim listing:

- Outboard serial number
- 0.5 hour labor
- Warranty flat rate code: SB05
- Part failure code: 408
- Failure code: 00

US AND CANADA

Complete and process the claim via MercNET or return a warranty claim form.

INTERNATIONAL

Follow instructions issued by the Marine Power International office or by an authorized Marine Power Distributor.

THE INFORMATION IN THIS DOCUMENT IS CONFIDENTIAL AND PROTECTED BY COPYRIGHT AND IS THE PROPERTY OF MERCURY MARINE.

This document is provided for the sole and exclusive use of the original recipient as prescribed by Mercury Marine and may not be distributed or copied, digitally or otherwise, without the prior written consent of Mercury Marine.

Official notification of Federal Boat Safety Act Recall

Dear Mercury Outboard Owner

Thank you for your purchase of a Mercury FourStroke 25/30 HP EFI Outboard engine. Mercury Marine is dedicated to providing superior product reliability and customer satisfaction. As part of our commitment to superior customer satisfaction, we have determined that your outboard must be recalled under the **Federal Boat Safety Act** so that we can perform an inspection of the upper motor mount fasteners.

What is the condition?

Mercury Marine has identified that the upper motor mount fasteners of your outboard may loosen over time. The outboard may become difficult to operate under these conditions. Mercury Marine has identified the cause of this condition and made the appropriate changes to new outboards produced.

What will Mercury Marine do?

Mercury Marine has also identified that we can have our dealers perform an inspection on your outboard for incorrectly torqued fasteners. We have provided instructions to our dealers on the proper method of repairing these outboards if required.

What should you do?

Please contact your Mercury Outboard dealer and mention Service Bulletin 2007-21 to schedule an appointment to have this inspection performed on your outboard. Your dealer will be able to determine how long this inspection/correction will take.

Please present this notice to your dealer when you bring your boat in for your service appointment

What if you have other questions or if you no longer own this engine?

Please contact your Mercury Outboard dealer or call Mercury Outboard Customer Service at 1-920-929-5040 between 7:30 AM and 5:30 PM CST.

We have sent this notice in the interest of your continued satisfaction with our product, and we sincerely regret any inconvenience this may cause you.

Thank you for boating with Mercury Marine

Mercury Marine Service