

Circulate to:     Sales Manager     Accounting     Service Manager     Technician     Parts Manager

## L6 Verado Tie Bar Arm Hardware Change

### Models Affected

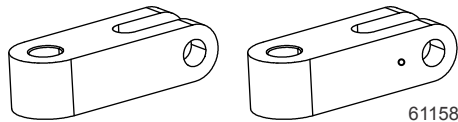
Models Covered	Serial Number Or Year
200–300 L6 Verado	2B144122 and below
350 SCi Mercury Racing models	All

### Scope

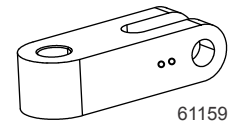
Worldwide

### Situation

In 2014 a material change was made to the bushings in the tie bar clevis to improve performance. These changes can be identified by two drill points on the clevis. Design 1 had no drill point or one drill point.



Design 1—no drill points, or one drill point



Design 2—two drill points

**IMPORTANT: Design 1 and design 2 parts cannot be interchanged.**

The design 1 clevis and tie rods are no longer available (NLA). When replacement parts are needed, new service clevis kits must be ordered to convert to design 2 hardware.

Design 2 replacement parts can still be ordered individually. Please see the Electronic Parts Catalog for a breakdown.

NLA Design 1 Hardware		New Design 2 Service Clevis Kits			
NLA P/N	Description	Dual RH	Dual LH	Plus One RH	Plus One LH
8M0026140	Clevis assembly, dual engine tie bar	8M0118751	8M0118752		
8M0026143	Tie rod, right-hand thread	8M0118751		8M0118753	
8M0026146	Clevis assembly, plus one tie bar inside			8M0118753	8M0118754
8M0026148	Clevis assembly, plus one tie bar outside			8M0118753	8M0118754
8M0026151	Tie rod, left-hand thread		8M0118752		8M0118754

### Ordering Replacements for Design 1 Hardware

Replacement part kits must be ordered based on the thread rotation of the tie rod end.

THE INFORMATION IN THIS DOCUMENT IS CONFIDENTIAL AND PROTECTED BY COPYRIGHT AND IS THE PROPERTY OF MERCURY MARINE.

This document is provided for the sole and exclusive use of the original recipient as prescribed by Mercury Marine and may not be distributed or copied, digitally or otherwise, without the prior written consent of Mercury Marine.

Dual Engine Kits:

8M0118751—Right-Hand Clevis Kit, Dual Engine				
	Item	P/N	Description	Qty.
	a	892373001	Screw	1
	b	400213	Nut	2
	c	8M0088155	Tie rod assembly	1
	d	82375111	Nut	1
	e	892374	Screw	1
f	8M0088273	Clevis assembly	1	

8M0118752—Left-Hand Clevis Kit, Dual Engine				
	Item	P/N	Description	Qty.
	a	892373001	Screw	1
	b	400213	Nut	2
	c	8M0088273	Clevis assembly	1
	d	892374	Screw	1
	e	8M0088160	Tie rod assembly	1
f	895037	Nut	1	

Plus One Kits:

8M0118753—Right-Hand Clevis Kit, Triple Engine				
	Item	P/N	Description	Qty.
	a	892373001	Screw	1
	b	400213	Nut	3
	c	8M0088155	Tie rod assembly	1
	d	82375111	Nut	1
	e	892374	Screw	2
	f	8M0088275	Outer clevis	1
g	8M0088274	Inner clevis	1	

8M0118754—Left-Hand Clevis Kit, Triple Engine				
	Item	P/N	Description	Qty.
	a	892373001	Screw	1
	b	400213	Nut	3
	c	892374	Screw	2
	d	8M0088274	Inner clevis	1
	e	8M0088275	Outer clevis	1
	f	8M0088160	Tie rod assembly	1
	g	895037	Nut	1

THE INFORMATION IN THIS DOCUMENT IS CONFIDENTIAL AND PROTECTED BY COPYRIGHT AND IS THE PROPERTY OF MERCURY MARINE.

This document is provided for the sole and exclusive use of the original recipient as prescribed by Mercury Marine and may not be distributed or copied, digitally or otherwise, without the prior written consent of Mercury Marine.

## Design 2 Complete Kits for New Installations:

**NOTE:** All Design 2 complete kits are no longer available (NLA).

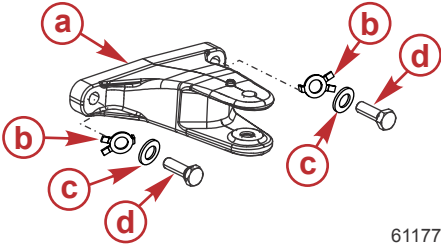
Current P/N	Description
8M0088751	Dual tie bar kit, 660–711 mm (26–28 in.)
8M0088752	Dual tie bar kit, 711–762 mm (28–30 in.)
8M0088753	Dual tie bar kit, 762–813 mm (30–32 in.)
8M0088754	Dual tie bar kit, 813–864 mm (32–34 in.)
8M0088755	Dual tie bar kit, 864–914 mm (34–36 in.)
8M0088756	Plus one tie bar kit, 660–711 mm (26–28 in.)
8M0088757	Plus one tie bar kit, 711–762 mm (28–30 in.)
8M0088758	Plus one tie bar kit, 762–813 mm (30–32 in.)
8M0088760	Plus one tie bar kit, 813–864 mm (32–34 in.)
8M0088761	Plus one tie bar kit, 864–914 mm (34–36 in.)

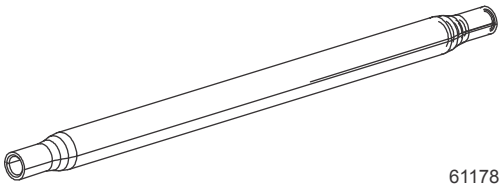
## Ordering Design 2 Service Clevis Kits to Make a Complete Kit for a New Installation

Clevis kits (listed above), tie bar arm kits (listed below), and an appropriate length coupler (listed below) will be required for complete installation.

Example: A **dual engine** application will require the following kits for complete installation.

- 1—Right-hand clevis kit
- 1—Left-hand clevis kit
- 2—Tie bar arm kits
- 1—Appropriate length coupler

8M0118750—Tie Bar Arm Kit				
	Item	P/N	Description	Qty.
	a	892367T03	Tie bar arm	1
	b	896634	Lockwasher	2
	c	8M0086349	Washer	2
	d	896555025	Screw	2

Coupler			
	P/N	Description	Qty.
	892368T02	Coupler, 430 mm (17 in.)	1
	899067T01	Coupler, 480 mm (19 in.)	1
	892369T02	Coupler, 535 mm (21 in.)	1
	897783T01	Coupler, 582 mm (23 in.)	1
899068T01	Coupler, 632 mm (25 in.)	1	

THE INFORMATION IN THIS DOCUMENT IS CONFIDENTIAL AND PROTECTED BY COPYRIGHT AND IS THE PROPERTY OF MERCURY MARINE.

This document is provided for the sole and exclusive use of the original recipient as prescribed by Mercury Marine and may not be distributed or copied, digitally or otherwise, without the prior written consent of Mercury Marine.

THE INFORMATION IN THIS DOCUMENT IS CONFIDENTIAL AND PROTECTED BY COPYRIGHT AND IS THE PROPERTY OF MERCURY MARINE.

This document is provided for the sole and exclusive use of the original recipient as prescribed by Mercury Marine and may not be distributed or copied, digitally or otherwise, without the prior written consent of Mercury Marine.