

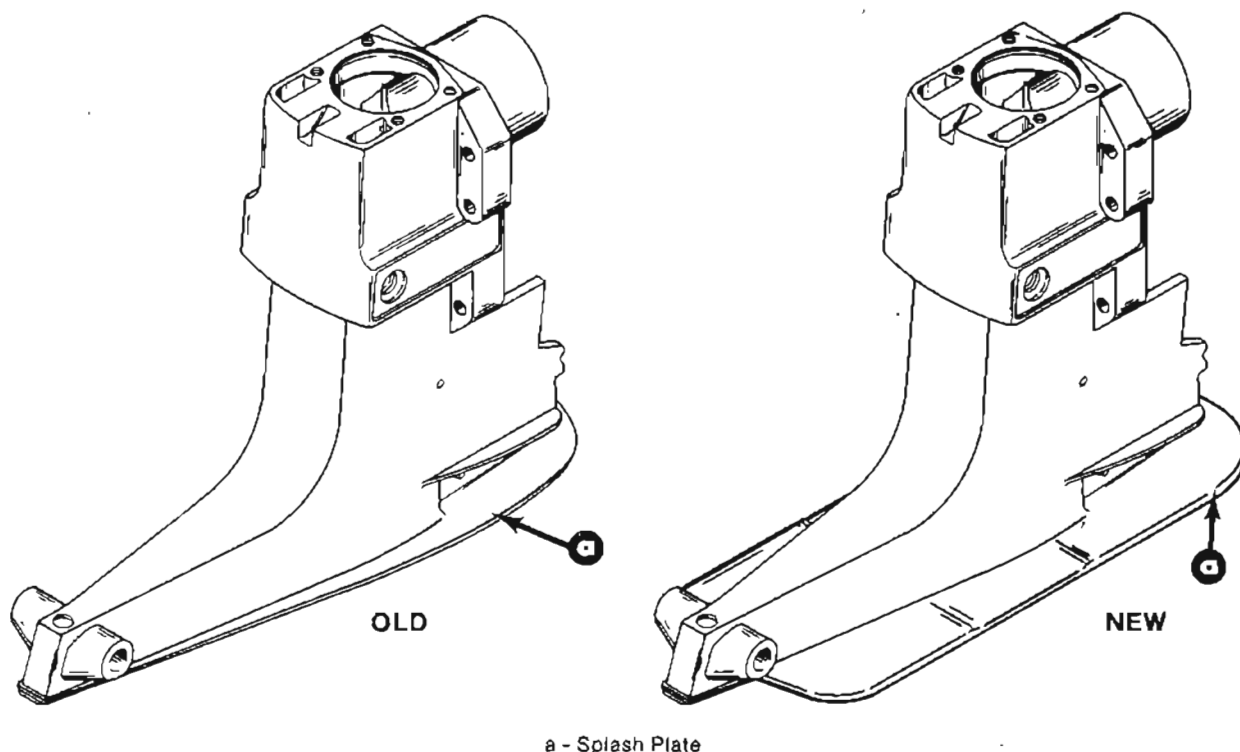
NUMBER: 84-12

CIRCULATE TO:  
SERVICE MANAGER   
PARTS MANAGER   
MECHANICS   
"Place in a Service  
Bulletin Binder"

- A. New MerCruiser 120R-thru-260R Drive Shaft Housing
- B. Installing MerCruiser 120R-thru-260R Stern Drive Units

## A. NEW MERCUISER 120R-thru-260R DRIVE SHAFT HOUSING

A new drive shaft housing assembly is now being used on MerCruiser 120R-thru-260R stern drive units (Serial No. 6736236 and above). This drive shaft housing incorporates a larger splash plate for improved spray resistance. (Figure 1)



**Figure 1. Drive Shaft Housing Splash Plate**

In the past, an optional Splash Plate Kit (42512A2) was available for applications that were experiencing a spray problem (refer to MerCruiser Service Bulletin 83-29). This kit will no longer be required.

The new drive shaft housing also will be used for the following service replacement parts on the MerCruiser I Models listed.

DRIVE SHAFT HOUSING ASSEMBLY	
Model	Part Number
120 & 140 (S/N 2791957 and Above)/165/ 470/470R/485/488R/185R/888/898/898R/ 225-S/228/228R/233/250/260/260R	1547-9106A3

DRIVE SHAFT HOUSING ASSEMBLIES, COMPLETE		
Model	Gear Ratio	Part No.
120 & 140 (S/N 2791957 and Above)	1.98:1	1547-5523A65
120R/140R	1.98:1	1547-8265A18
165	1.65:1	1547-5523A66
470/485	1.84:1	1547-5523A67
470R/488R/185R	1.84:1	1547-8265A17
*470R/*488R/*185R/898R	1.65:1	1547-8265A16
888/898/898R/225-S/228/228R/*233/*250/260/260R	1.50:1	1547-8265A15
233/250/*260/*260R	1.32:1	1547-8265A14

STERN DRIVE UNITS, COMPLETE		
Model	Gear Ratio	Part No.
120 & 140 (S/N 2524925 to 3780849)	1.98:1	1547-3917A29
120 & 140 (S/N 3780850 and Above)	1.98:1	5-01983010
120R/140R	1.98:1	5-01986013
160 (S/N 2495186 and Above)/165 (S/N 3782024 and Below)	1.65:1	1547-3917A31
165 (S/N 3782025 and Above)/*470/*485	1.65:1	5-01653010
470/485	1.84:1	5-01843010
470R/488R/185R	1.84:1	5-01846013
*470R/*488R/*185R/898R	1.65:1	5-01656013
888 (S/N 3784374 and Below)	1.50:1	1547-3917A33
888 (S/N 3784375 and Above)/898/898R/225-S/228/228R/*233/*250/260/260R	1.50:1	5-01506013
233/250/*260/*260R	1.32:1	5-01326013

*\* This gear ratio is an option for this model.*

When using the above parts on MerCruiser 120, 140, 165, 470, 485, 898, 228 and 260 Models with external return line trim cylinders (Figure 2), the **Trim Cylinder Outer Tube Kit (87173A7)** is required to provide clearance between the trim lines and drive shaft housing splash plate. (Figure 3) Installation instructions are included with the kit.

When installing the aforementioned parts on a dual installation with the old style drive shaft housings, **Splash Plate Kit (42512A2)** can be installed on the old unit, if desired, so that both units will look alike.

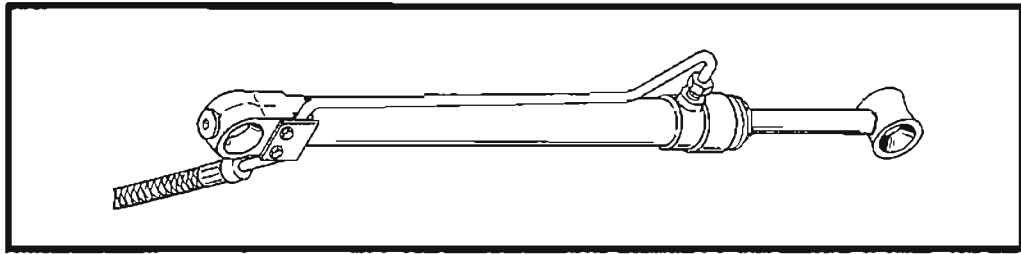


Figure 2. External Return Line Trim Cylinder

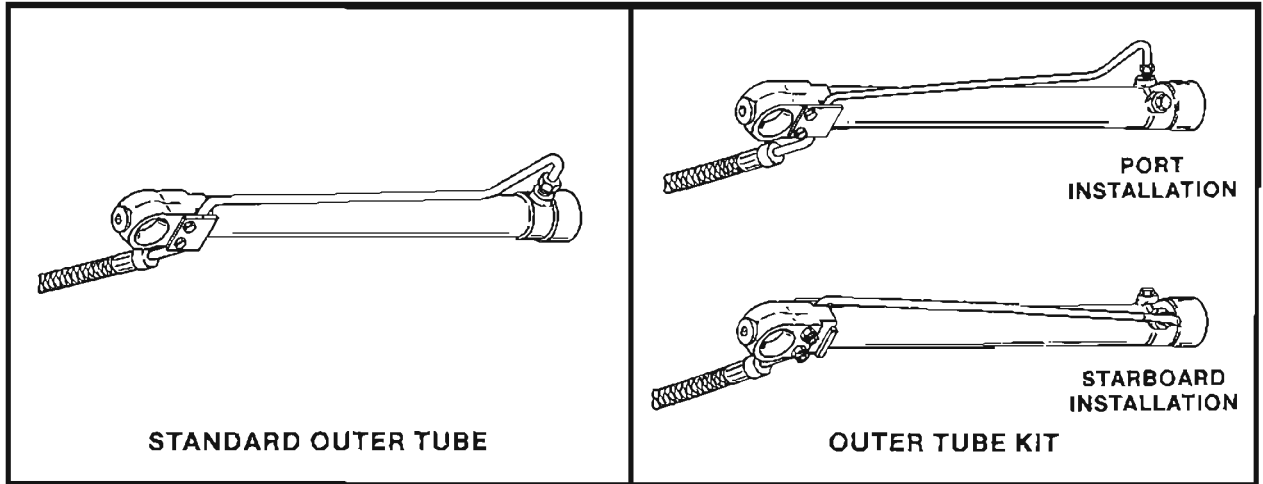


Figure 3. Trim Cylinder Outer Tube Kit (87173A7)

#### B. INSTALLING MERCUISER 120R-thru-260R STERN DRIVE UNITS

When installing the new stern drive units with wider splash plate, it will be necessary to position trim cylinders on top of splash plate prior to inserting drive unit into bell housing. Trim cylinders can no longer be pivoted upward into position after the drive unit is installed (as was done in the past), as they will not clear splash plate.