


CIRCULATE TO:
SERVICE MANAGER
PARTS MANAGER
MECHANICS
"Place in a Service
Bulletin Binder"

- A. Square-Square Swivel Shaft and Steering Lever on TR/TRS Models
- B. Square-Square Swivel Shaft and Steering Lever Kit, 44448A1
- C. TR/TRS/215E/215H Swivel Shaft and Gimbal Ring Kit, 42385A7

A. SQUARE-SQUARE SWIVEL SHAFT and STEERING LEVER ON TR/TRS MODELS

MerCruiser TR/TRS stern drives (with transom assembly serial number, 6917217 and above) will be equipped with a square-square swivel shaft and steering lever. (Figure 1) The new components are connected together with a square connection (instead of splines). This same type of durable connection has been used between the swivel shaft and gimbal ring for some time.



a - Swivel Shaft 44448
b - Steering Lever 44447

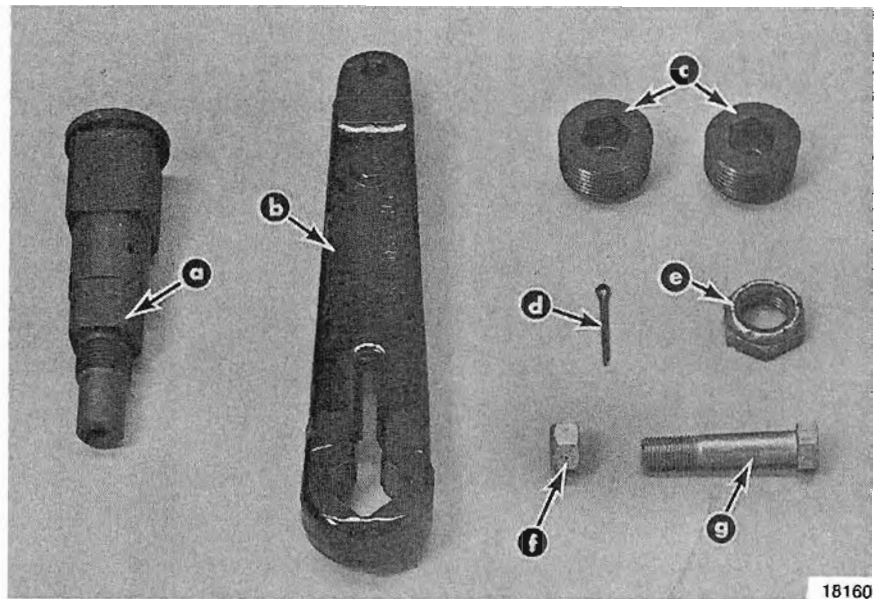
Figure 1. New Square-Square Swivel Shaft and Steering Lever

B. SQUARE-SQUARE SWIVEL SHAFT and STEERING LEVER KIT, 44448A1

A Square-Square Swivel Shaft and Steering Lever Kit, 44448A1 (Figure 2) is available to retrofit older TR/TRS models with the new components. Kit contains all of the necessary parts to install the new shaft and steering lever without having to remove gimbal housing. Installation instructions are included with kit. Kit can only be used on units with square connection type gimbal ring. On units with spline connection gimbal ring, Swivel Shaft and Gimbal Ring Kit 42385A7 must be used (refer to Subject C, following).

- a - Swivel Shaft, 44448
- b - Steering Lever, 44447
- c - Plastic Plugs, 22-88847
- d - Cotter Pin, 18-45882
- e - Nut, Swivel Shaft, 11-88462
- f - Nut, Steering Lever, 11-98533
- g - Screw, Steering Lever, 10-68479

Figure 2. Square-Square Swivel Shaft and Steering Lever Kit, 44448A1



18160


C. TR/TRS/215E/215H SWIVEL SHAFT and GIMBAL RING KIT, 42385A7

The new square-square swivel shaft and steering lever have been added to TR/TRS/215E/215H Swivel Shaft and Gimbal Ring Kit. (Figure 3) Part number of this kit has been changed from 42385A3 to 42385A7 to reflect this change. This kit contains all of the necessary parts (including instructions) to install the new gimbal ring, swivel shaft and steering lever without the need to remove gimbal housing. Kit should be used under the following circumstances.

- If unit is equipped with spline connection type gimbal ring (Figure 4) and replacement of gimbal ring, swivel shaft or steering lever is necessary.
- If unit is equipped with square connection type gimbal ring having clamping screws at upper end (Figure 5) and replacement of gimbal ring is required.

- a - Gasket, 27-54014
- b - U-Joint Bellows, 60932A4
- c - Gimbal Ring, 42385A1
- d - Steering Lever, 44447
- e - U-Bolt Assembly, 10-41455A1
- f - Plastic Plugs, 22-88847
- g - Cotter Pin, Swivel Pin, 18-54929
- h - Cotter Pin - Link Rod, 18-45882
- i - Wooden Dowel, (no part number)
- j - Nut, Steering Lever, 11-98533
- k - Nut - Swivel Shaft, 11-88462
- l - Plug - Swivel Shaft, 19-88559
- m - Swivel Shaft, 44448

Figure 3. TR/TRS/215E/215H Swivel Shaft and Gimbal Ring Kit




18162



06233

a - Spline Connection

Figure 4. Spline Connection Type Gimbal Ring



13837

a - Square Connection
b - Clamping Screws

Figure 5. Square Connection Type Gimbal Ring with Clamping Screws