

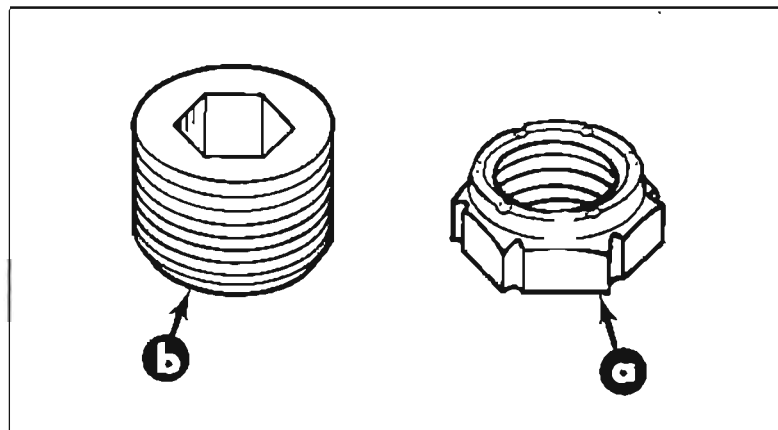
NUMBER: 85-2

Revised 7-11-85

CIRCULATE TO:
SERVICE MANAGER
PARTS MANAGER
MECHANICS
"Place in a Service
Bulletin Binder"

GIMBAL HOUSING ACCESS PLUG KIT, 22-88847A1

Two access holes must be drilled in the gimbal housing to allow the gimbal ring, swivel shaft and steering lever to be removed (without removing the gimbal housing) on MerCruiser I, TR and TRS models. A gimbal housing access plug kit (22-88847A1) is now available for this purpose. Kit contains two plugs for sealing the access holes and a special swivel shaft nut to allow installation with a punch. (Figure 1) A template also is included in the kit to locate the access holes. (Figure 2) Refer to the appropriate service manual for gimbal ring, swivel shaft and steering lever removal and installation procedure.



a - Swivel Shaft Nut, 11-88462
b - Plastic Plugs, 22-88847 (2)

Figure 1. Access Plug Kit, 22-88847A1

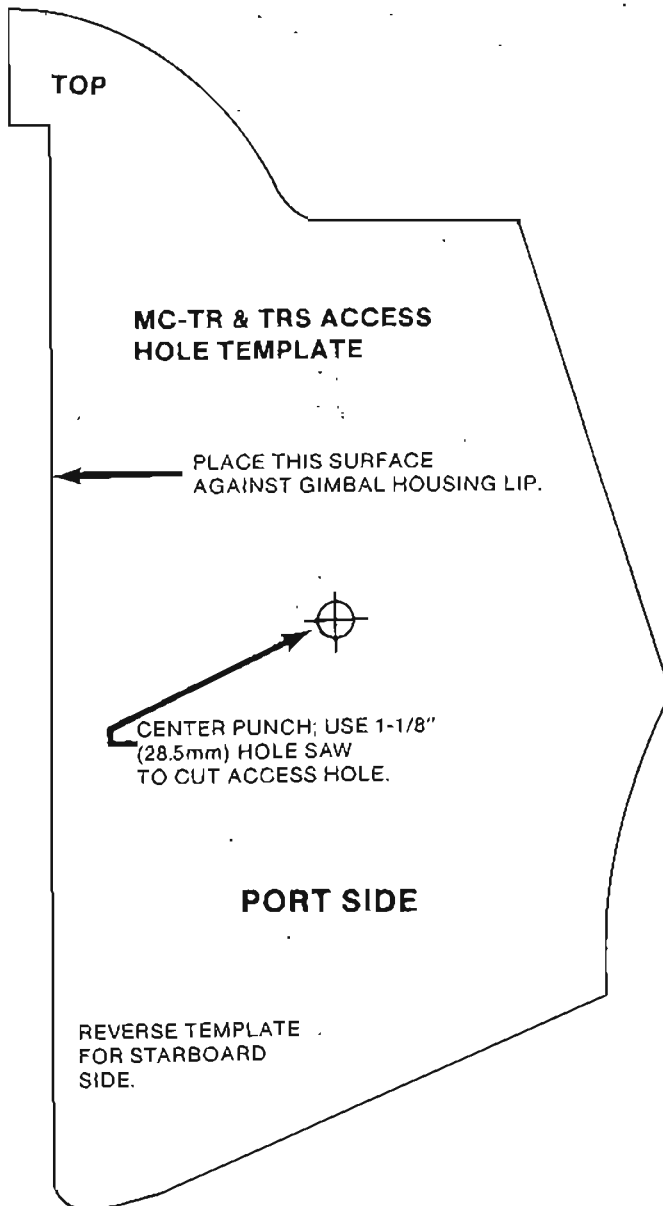
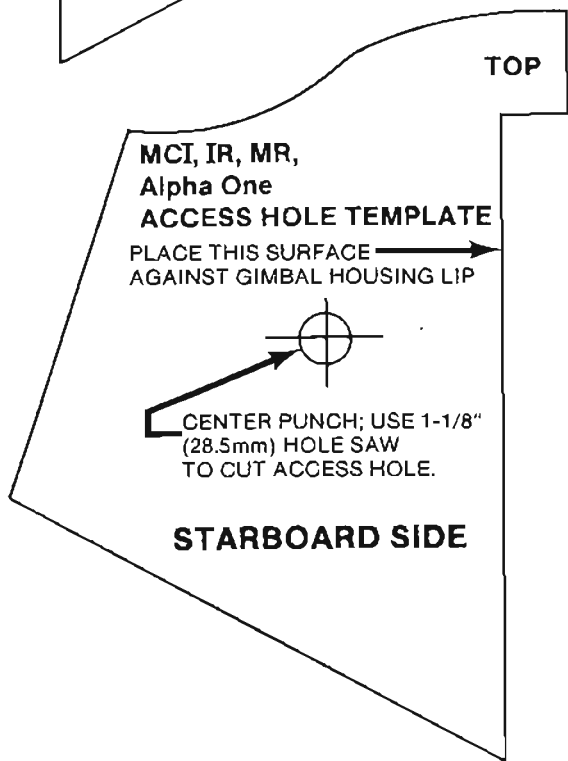
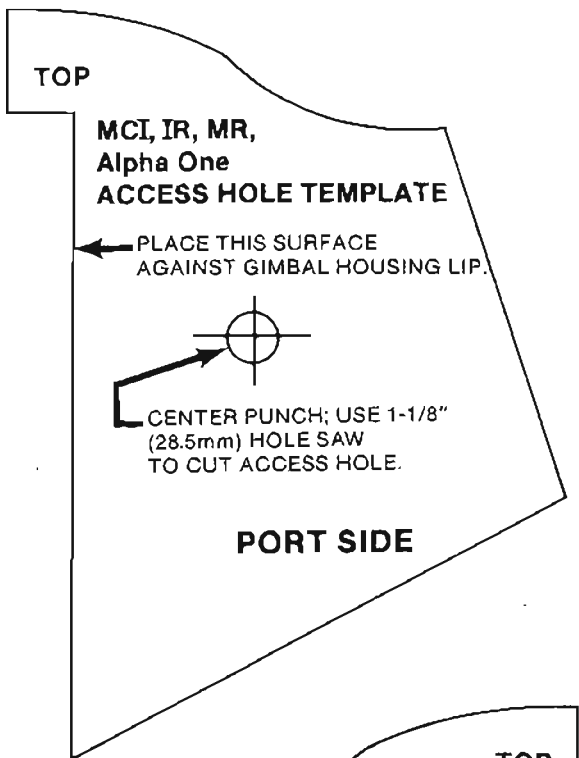


Figure 2. Access Hole Locating Template