

TO: SERVICE MANAGER  TECHNICIANS   
PARTS MANAGER

**No. 87-5**

## 79979A7 Two Spoke Plastic Steering Wheel Removal

When removing the 79979A7 plastic steering wheel from the rotary rack and pinion steering system, with the round taper steering shaft, the following procedures must be followed.

Remove plastic decorative cover (a) Figure 1 from over the center hub of the steering wheel and tap the two holes (b) Figure 2 in the hub to 1/4-20 thread 1/2" (13mm) deep into hole. Then remove the steering wheel shaft nut.

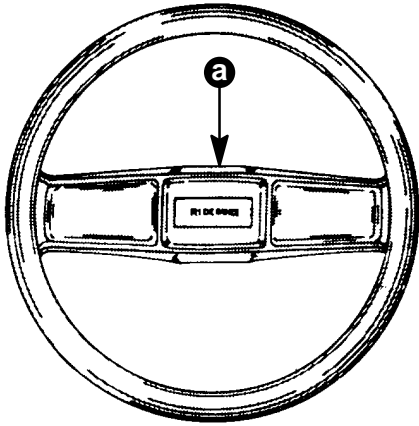


Figure 1. Steering Wheel

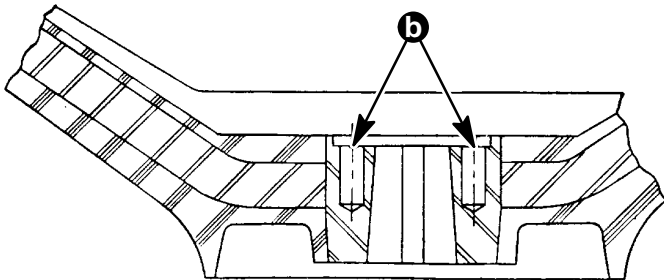


Figure 2. Steering Wheel

Using the template in Figure 3 place template over universal puller 91-25733A3 align hole on template with the holes in the puller and center punch and drill the two shaded holes. This will allow the use of this puller to remove the steering wheel without damage to the center post or breakage of the aluminum steering column housing.

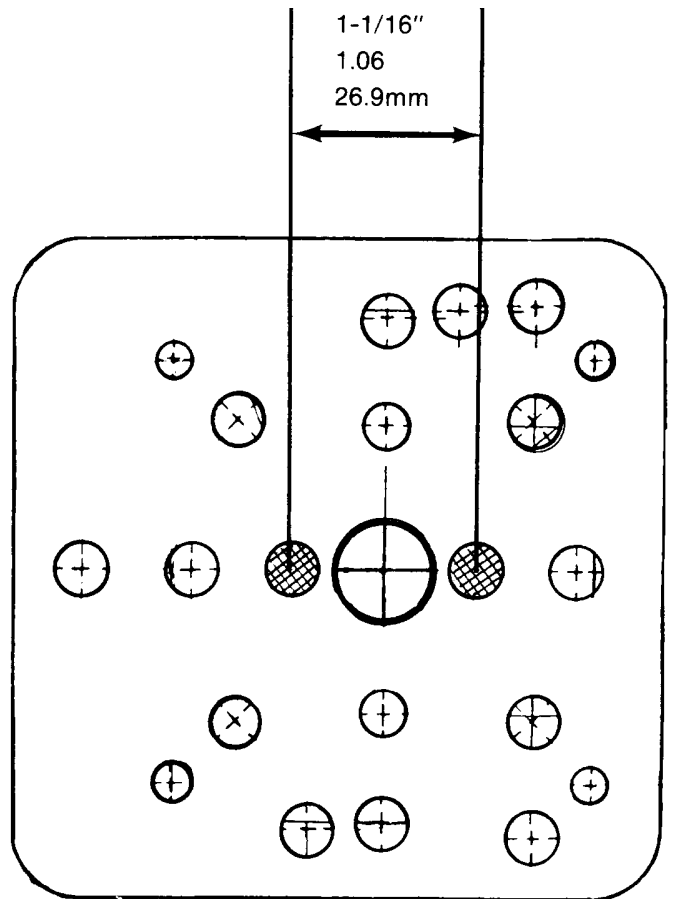


Figure 3. 91-25733A3 Universal Puller