

Circulate to: Sales Manager Accounting Service Manager Technician Parts Manager

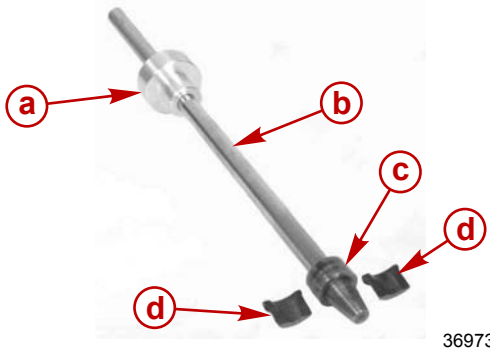
Tool for Removing the Inner Propeller Shaft Seal on Bravo Three Sterndrives

Models Affected

Models Covered	Serial Number or Year
Bravo Three Sterndrives and Zeus Pod Drives	All

New Tool for Seal Removal

A new tool for inner propeller shaft oil seal removal is now available to aid in the removal of the inner propeller shaft canister-style seal. The new tool makes it easier to remove the seal without damaging the shaft or the needle bearings.



- a - Centering guide
- b - Driver rod
- c - Mandrel
- d - Collet

Description	Part Number
Inner propeller shaft seal removal tool	91-8M2013914

Removing the Inner Propeller Shaft Seal


1. Install the outer propeller shaft nut on the shaft.

THE INFORMATION IN THIS DOCUMENT IS CONFIDENTIAL AND PROTECTED BY COPYRIGHT AND IS THE PROPERTY OF MERCURY MARINE.

This document is provided for the sole and exclusive use of the original recipient as prescribed by Mercury Marine and may not be distributed or copied, digitally or otherwise, without the prior written consent of Mercury Marine.

Tool for Removing the Inner Propeller Shaft Seal on Bravo Three Sterndrives


2. Insert the tool collets in front of the seal one at a time. Ensure the flanges of both collets engage the front of the seal and not the back plastic-protected side.



- a** - Collet with flange
- b** - Front of seal
- c** - Collet—inserted

36967


3. Insert the driver rod mandrel through the propeller shaft and between the tool collets, as shown.



- a** - Seal
- b** - Collet
- c** - Mandrel

36974

4. Lock the outer propeller shaft nut on the assembly into a vise with soft jaws. Do not overtighten the vise.
5. Install the centering guide over the driver rod and position it in the end of the outer propeller shaft.
6. Using a brass hammer, lightly strike the driver rod to drive the inner propeller shaft seal from the outer propeller shaft.



- a** - Driver rod
- b** - Brass hammer
- c** - Centering guide
- d** - Collets

36972

THE INFORMATION IN THIS DOCUMENT IS CONFIDENTIAL AND PROTECTED BY COPYRIGHT AND IS THE PROPERTY OF MERCURY MARINE.

This document is provided for the sole and exclusive use of the original recipient as prescribed by Mercury Marine and may not be distributed or copied, digitally or otherwise, without the prior written consent of Mercury Marine.