

Circulate to: Sales Manager Accounting Service Manager Technician Parts Manager

New MerCruiser Inboard Engines—Coupling to Existing Velvet Drive Transmissions

Scope

Worldwide.

Models Affected

All MerCruiser inboard engines shipped from the factory without a transmission.

Situation

A change to the transmission input shaft splines makes it important for service providers to match replacement parts correctly. Velvet Drive series 5000 transmissions started production with input shaft splines 2.54 cm (1.00 in.) in length. The length of the input shaft splines increased to 3.81 cm (1.50 in.) on later production transmissions. Early production inboard engines were assembled with a spring-style drive plate. Current replacement inboard engines are assembled with a star-shaped drive plate. Serial number breaks are not available from Velvet Drive or MerCruiser for this change. Replacement inboard engines must use the drive plate that matches the input shaft splines of the transmission.

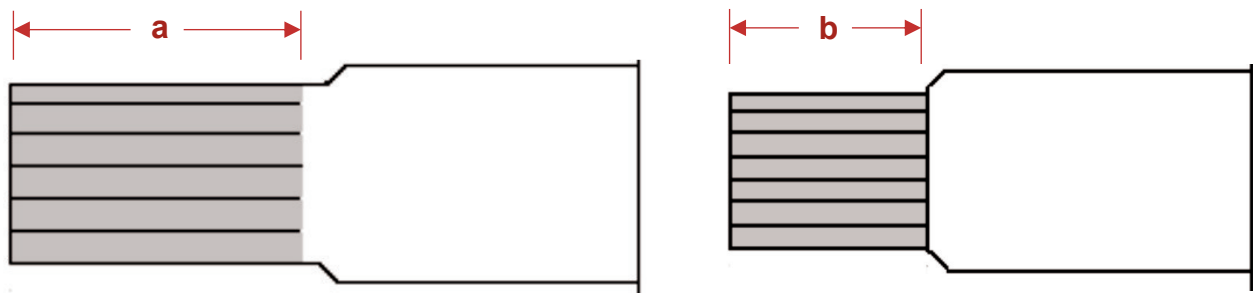
Correction

To prevent engine damage and failure, the transmission input shaft must be inspected and measured.

When installing a new engine to an existing 5000A or 5000V transmission, visually inspect the transmission input shaft spline length before coupling the transmission to the engine. Transmissions with the short 2.54 cm (1.00 in.) input shaft splines must be connected only to a spring-style drive plate.

New replacement engines from MerCruiser will be equipped with a star-shaped drive plate. If the existing transmission has a short splined input shaft, order and install a spring-style drive plate, part number 860125T.

Input Shafts



46080

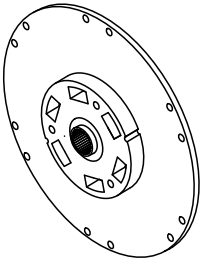
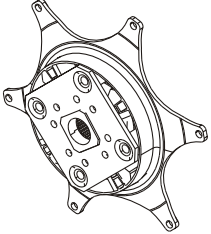
Velvet Drive 5000A and 5000V input shaft splines

- a** - 3.81 cm (1.50 in.) splines (use with star-shaped or spring-style drive plate)
- b** - 2.54 cm (1.00 in.) splines (only use with spring-style drive plate)

THE INFORMATION IN THIS DOCUMENT IS CONFIDENTIAL AND PROTECTED BY COPYRIGHT AND IS THE PROPERTY OF MERCURY MARINE.

This document is provided for the sole and exclusive use of the original recipient as prescribed by Mercury Marine and may not be distributed or copied, digitally or otherwise, without the prior written consent of Mercury Marine.

New MerCruiser Inboard Engines—Coupling to Existing Velvet Drive Transmissions

Transmission	Transmission Input Shaft Spline Length	Drive Plate	Part Number
Early Production	2.54 cm (1.00 in.)	 <p>Spring-style drive plate</p>	860125T
Current Production	3.81 cm (1.50 in.)	 <p>Star-shaped drive plate</p>	862975A1

THE INFORMATION IN THIS DOCUMENT IS CONFIDENTIAL AND PROTECTED BY COPYRIGHT AND IS THE PROPERTY OF MERCURY MARINE.

This document is provided for the sole and exclusive use of the original recipient as prescribed by Mercury Marine and may not be distributed or copied, digitally or otherwise, without the prior written consent of Mercury Marine.