

OEM No. 04-06

Sterndrive No. 2004-07

Circulate to: Sales Manager Accounting Service Manager Technician Parts Manager

Correction to Installation Manuals

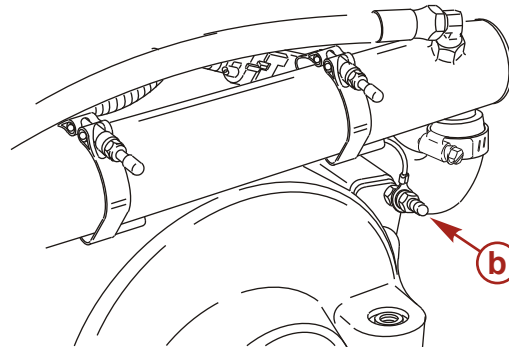
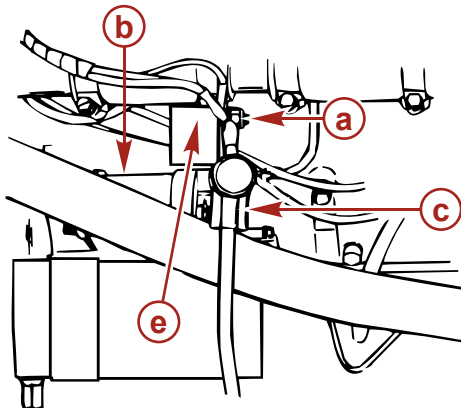
Models Affected

HP377 Sterndrive, HP500 EFI, HP525 EFI, HP575 SC and HP600 SCi installation manuals

Situation

The following illustration used in the installation manuals for the above listed products, is incorrect. The positive battery cable connection to the engine's starter is incorrectly shown connected to the 90 amp starter fuse. Callout item "b", which is the negative (-) battery cable connection, is pointing to two places. On the right, it is pointing to the proper location. On the left, it is pointing to the starter solenoid. This is incorrect. Callout item "d" is not shown in the illustration.

INCORRECT ILLUSTRATION



7272

- a** - Positive (+) battery cable (*incorrectly shown connected to the fuse*)
- b** - Negative (-) battery cable (*correctly shown on the right of the illustration; incorrectly shown on the left of the illustration, which is the starter solenoid*)
- c** - Rubber boot - slide over (+) terminal
- d** - Starter solenoid (*item "d" is not called out in illustration; item "b" is incorrectly used twice*)
- e** - 90 amp fuse

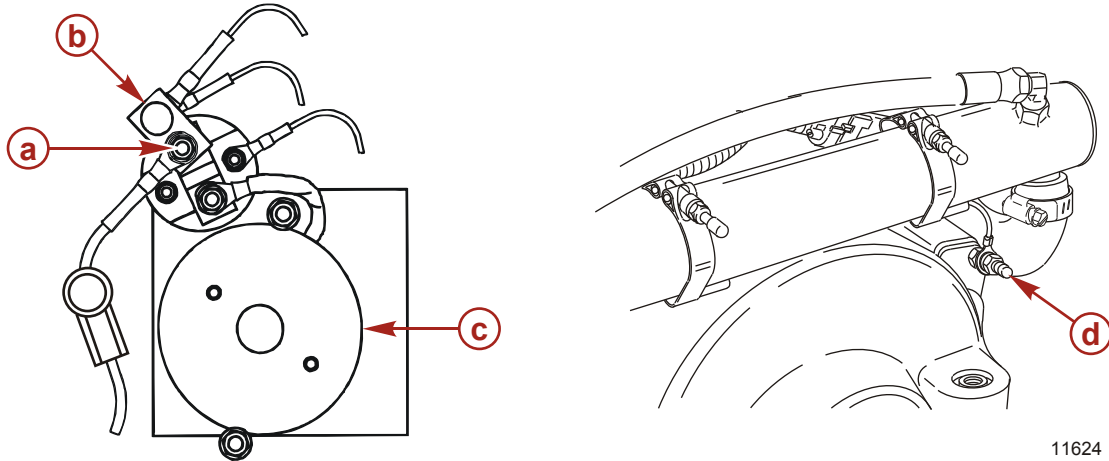
THE INFORMATION IN THIS DOCUMENT IS CONFIDENTIAL AND PROTECTED BY COPYRIGHT AND IS THE PROPERTY OF MERCURY MARINE.

This document is provided for the sole and exclusive use of the original recipient as prescribed by Mercury Marine and may not be distributed or copied, digitally or otherwise, without the prior written consent of Mercury Marine.

Correction

The following new illustration has been created to show the correct connection of the battery cables to the engine. This new graphic will be in future revisions of installation manuals for the HP525 EFI and the HP600 SCi. Since the HP377 Sterndrive, HP500 EFI and HP575 SC are no longer in production, their installation manuals will not be updated.

CORRECT ILLUSTRATION



- a** - Positive (+) battery cable (connect to solenoid post)
- b** - 90 amp fuse

- c** - Starter
- d** - Negative (-) battery cable (located on flywheel housing)

THE INFORMATION IN THIS DOCUMENT IS CONFIDENTIAL AND PROTECTED BY COPYRIGHT AND IS THE PROPERTY OF MERCURY MARINE.

This document is provided for the sole and exclusive use of the original recipient as prescribed by Mercury Marine and may not be distributed or copied, digitally or otherwise, without the prior written consent of Mercury Marine.