

TO: PARTS MANAGER
SERVICE MANAGER

QUICKSILVER[®]
MARINE PARTS AND ACCESSORIES

No. 97-7

Revised April 1998

Mercury Marine 4 Cyl. (224 cid) Engine Replacement Parts

Models

MCM 470, 485, 488, 165, 170, 180, 190, 3.7L and 3.7LX

MIE 470

Pistons

All service replacement pistons for these engines are forged aluminum. If the engine that you are rebuilding has cast pistons in it, all pistons must be replaced.

NOTE: Forged and cast pistons cannot be used in the same engine because of weight differences.

All complete Long Blocks that are being built up for service replacement will have the forged pistons in them. See Service Manual Number 8 for piston identification and clearances.

NOTE: Piston Ring sets will fit either the cast or forged piston.

Size	Old Cast Piston	Forged Piston	Piston Ring Set
Standard	778-9441A 3	759-806661A 3	39-74381A 1
.010 in. OS	New	759-806661A 6	39-851032
.030 in. OS	778-9441A 5	759-806661A 5	39-75423

NOTE: The .005 in. OS piston, P/N 759-806661A 4, has been made No Longer Available. Use the .010 in. OS piston listed above in its place.

485 Valves

The standard exhaust and intake valves for this engine are no longer available from Quicksilver. If valves are needed, the following Federal Mogul valves can be used.

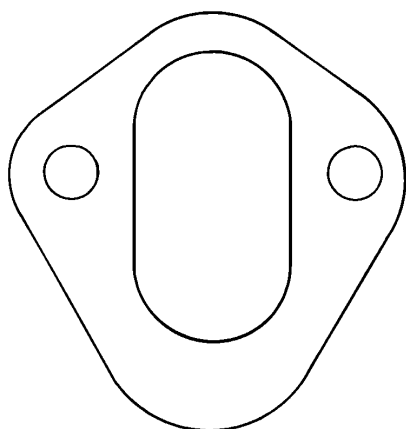
Valve	Diameter	FM Part Number
Exhaust	1.71 in. (43 mm)	V1935
Intake	2.24 in. (57 mm)	V1934

Long Blocks

The P/N 72775R16 Long Block that is available for these engines is a re-manufactured long block for all LH rotation engines.

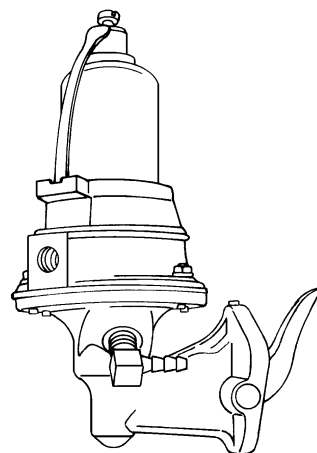
NOTE: There is no re-manufactured long block available for the inboard RH rotation engine.

These engines were built with 2 different types of fuel pumps and fuel pump mounting flange on the cylinder block. The P/N 72775R16 long block that you receive may come with either of these mounting flanges. When you get the new long block, compare its' mounting flange with the one on the damaged engine. Also note the type of fuel pump on the damaged engine. The following instructions will tell you what has to be done to mount the fuel pump to the re-manufactured long block.



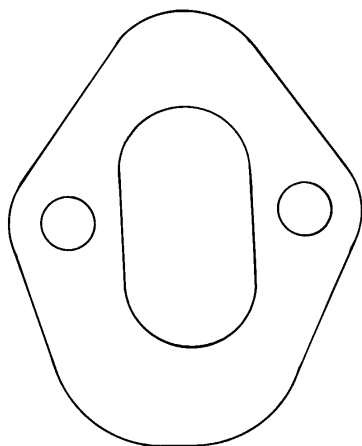
75885

Type A Mounting Flange



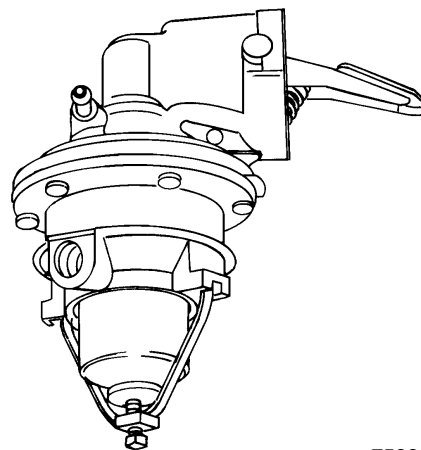
75887

Type A Fuel Pump



75886

Type B Mounting Flange



75888

Type B Fuel Pump

Engine had 'A' flange and 'A' pump, new long block has 'A' flange: Install as is.

Engine had 'A' flange and 'A' pump, new long block has 'B' flange: Order P/N 42725A 2 Pump Kit.

485: Also order P/N 22-68727 1 90° Fitting.

488 S/N 6671741 and below: Also order P/N 32-43275A 3 Fuel Line.

Engine had 'A' flange and 'B' pump, new long block has 'A' flange: Install using 27-43186 1 Gasket*.

Engine had 'B' flange and 'B' pump, new long block has 'B' flange: Install as is.

Engine had 'B' flange and 'B' pump, new long block has 'A' flange: Install using 27-43186 1 Gasket*.

* P/N 27-43186 1 Gasket uses (2) 1-1/2 in. (38 mm) long screws, P/N 10-73657.