



PARTS CATALOG

888 (2 BBL) ENGINE

SERIAL NUMBER

888 (2 BBL.) FORD 302 V-8 1971-1977 3108723 AND UP

TABLE OF CONTENTS:

CARBURETOR ASSEMBLY (HOLLEY)	26
CARBURETOR ASSEMBLY (HOLLEY)	30
CARBURETOR ASSEMBLY (ROCHESTER)	72
CRANKSHAFT, PISTON AND CONNECTING ROD	52
CYLINDER BLOCK, CYLINDER HEAD AND WATER PUMP	48
DISTRIBUTOR ASSEMBLY, COMPLETE (AUTOLITE)	10
DISTRIBUTOR ASSEMBLY, COMPLETE (MALLORY)	14
DISTRIBUTOR ASSEMBLY, COMPLETE (MERCURY MARINE)	18
DISTRIBUTOR ASSEMBLY, COMPLETE (PRESTOLITE)	76
ENGINE MOUNTING	38
ENGINE MOUNTING	40
EXHAUST MANIFOLD AND EXHAUST ELBOW	32
FLYWHEEL HOUSING	64
FUEL PUMP, FUEL FILTER AND CARBURETOR (ROCHESTER)	68
FUEL PUMP, FUEL FILTER AND CARBURETOR(HOLLEY)	22
OIL PUMP AND OIL PAN	46
PARTS INDEX	80
ROCKER COVER, CAMSHAFT AND VALVES	42
SHIFT BRACKET, REVERSE LOCK VALVE AND ARM ASSEMBLY	56
SHIFT BRACKET, REVERSE LOCK VALVE AND ARM ASSEMBLY	60
STARTER MOTOR AND ALTERNATOR	2
WATER DISTRIBUTION HOSES	66
WIRING HARNESS AND STARTER SOLENOID	6

NOTE: Indented description indicate that these parts are included in preceding assembly.

AR = As Required

NSS = Not Sold Separate

OPT = Optional

NS = Not Shown

NOTE: Following symbols are located in **SYM** column.

- = COMPONENT OF GASKET SET, EXHAUST MANIFOLD (27-54566A1)
- ▣ = COMPONENT OF GASKET SET, INT. MANIFOLD & CYL. HEAD (27-56110A1)
- ◇ = COMPONENT OF GASKET SET, MISCELLANEOUS (27-56108A1)

- ❖ = COMPONENT OF CARBURETOR GASKET SET (1396-4655)
- ♥ = COMPONENT OF POWER CARBURETOR KIT (1397-5831)
- = COMPONENT OF CARBURETOR REPAIR KIT (1396-4656)

THESE PARTS BOOKS/FICHE CARD ARE COPYRIGHTED AND MAY NOT BE DISTRIBUTED OR REPRODUCED IN ANY OTHER FORMAT BY ANYONE OTHER THAN MERCURY MARINE WITHOUT THE PRIOR WRITTEN CONSENT OF MERCURY MARINE.

REPLACEMENT PARTS ! WARNING !

Electrical, ignition and fuel system components on MerCruiser Engines and Stern Drives are designed and manufactured to comply with U.S. Coast Guard Rules and Regulations to minimize risks of fire or explosion. Use of replacement electrical, ignition or fuel system components, which do not comply to these rules and regulations, could result in a fire or explosion hazard and should be voided.

When servicing the electrical, ignition and fuel systems, it is extremely important that all components are properly installed and tightened. If not, any electrical or ignition component opening would permit sparks to ignite fuel vapors from fuel system leaks, if they existed.

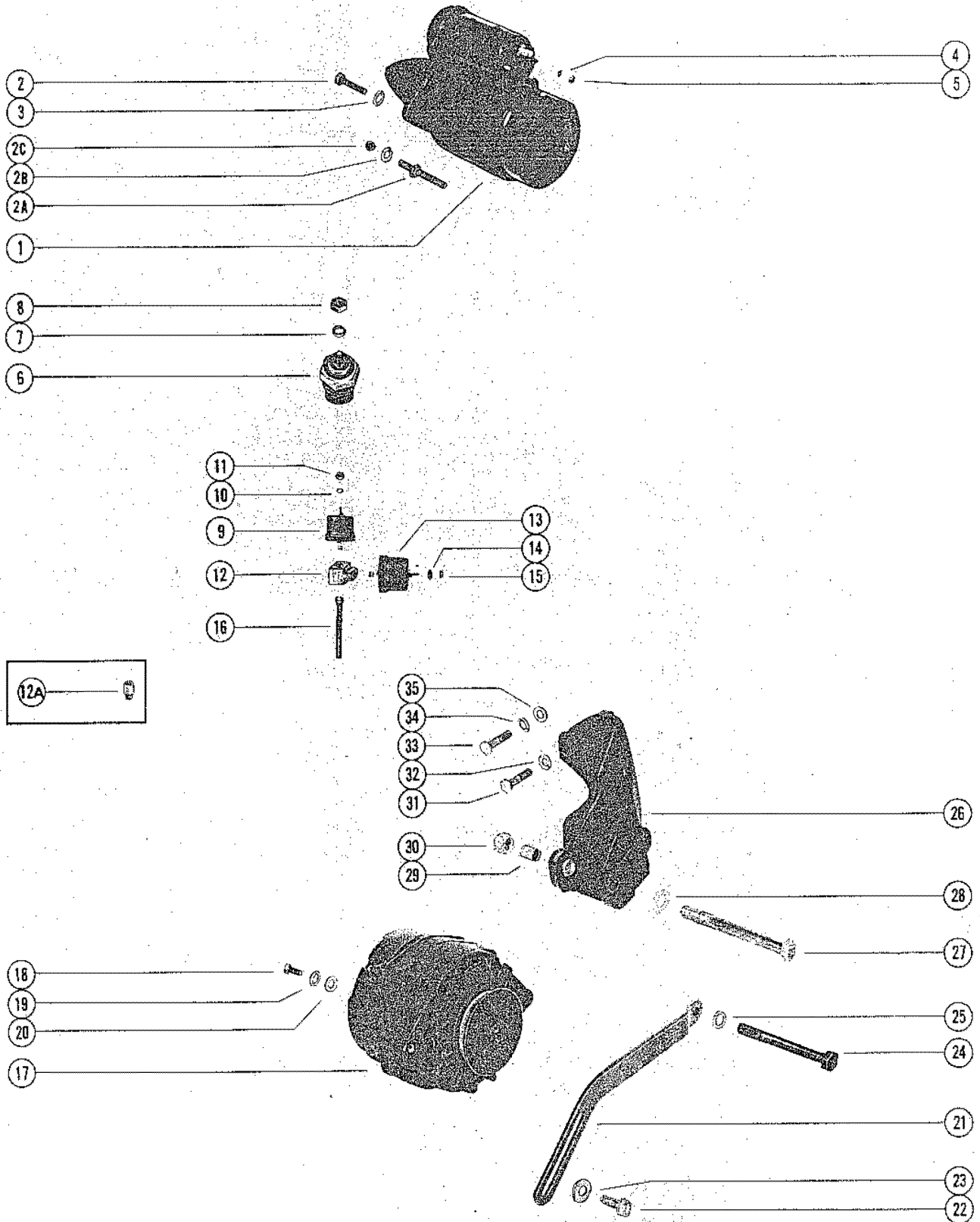
ENGINE MECHANICAL COMPONENTS

Many of the engine mechanical components are designed for marine applications. Unlike automotive engines, marine engines are subjected to extended periods of heavy load and wide- open-throttle operation, therefore, require heavy-duty components. Special marine engine parts have design and manufacturing specifications, which are required to provide long life and dependable performance. Marine engine parts also must be able to resist the corrosive action of salt or brackish water that will rust or corrode standard automotive parts within a short period of time.

Failure to use recommended Mercury Precision Parts OR Quicksilver service replacement parts can result in poor engine performance and/or durability, rapid corrosion of parts subjected to salt water and possibly complete failure of the engine.

Use of parts other than recommended service replacement parts will void the warranty on those parts which are damaged as a result of the use of other than recommended parts.

STARTER MOTOR AND ALTERNATOR

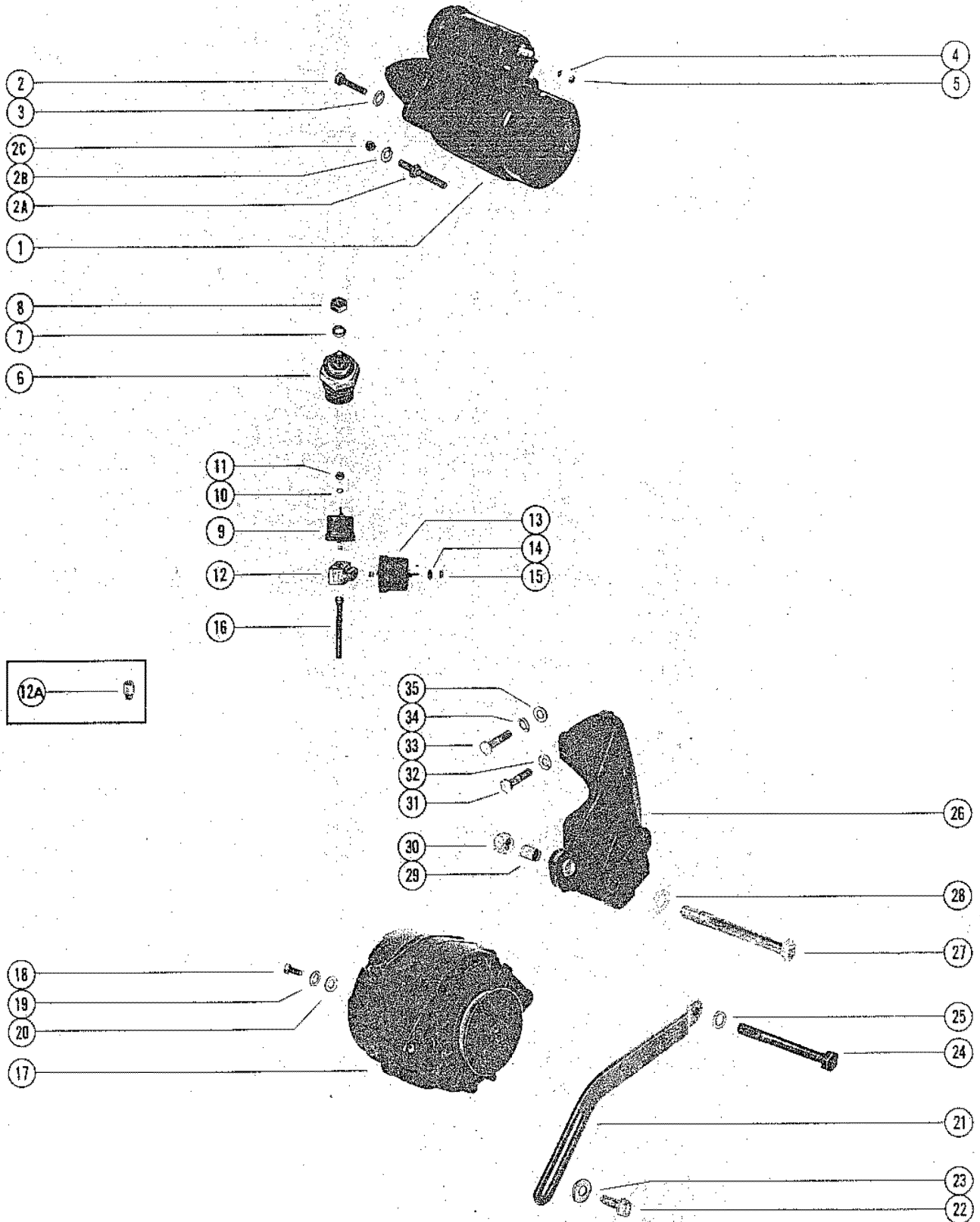


STARTER MOTOR AND ALTERNATOR

REF. NO.	PART NO.	SYM.	QTY.	DESCRIPTION
1	50-56886		1	STARTER MOTOR ASSEMBLY (SERIAL 00000000-04166999) (For breakdown of starter motor & alternator, See MCM Card A4)
	50-69865		1	STARTER MOTOR ASSEMBLY (SERIAL 04167000-09999999) (For breakdown of starter motor & alternator, See MCM Card A4)
2	10-26632		2	SCREW, STARTER MOTOR TO CYL. BLOCK (SERIAL 00000000-03465227)
	10-26632		1	SCREW STARTER MOTOR TO CYL. BLOCK (SERIAL 03465227-09999999)
2A	16-64066		1	STUD, STARTER MOTOR TO CYLINDER BLOCK (SERIAL 03465227-09999999)
2B	13-37459		1	LOCKWASHER, STARTER MOTOR STUD (SERIAL 03465227-09999999)
2C	11-32219		1	NUT, STARTER MOTOR STUD (SERIAL 03465227-09999999)
3	13-37459		2	LOCKWASHER, STARTER MOTOR SCREW
4	13-26993		1	LOCKWASHER, STARTER MOTOR TERMINAL (5/16)
5	11-22053		1	NUT, STARTER MOTOR TERMINAL (5/16-24)
6	36525		1	WATER TEMPERATURE SENDER ASSEMBLY
7	13-26996		1	LOCKWASHER, WATER TEMPERATURE SENDER TERMINAL (#10)
8	11-20645		1	NUT, WATER TEMPERATURE SENDER TERMINAL (#10)
9	34623		1	OIL PRESSURE SENDER ASSEMBLY (FOR GAUGE)
10	13-26996		1	LOCKWASHER, OIL PRESSURE SENDER TERMINAL (#10)
11	11-20645		1	NUT, OIL PRESSURE SENDER TERMINAL (#10)
12A	22-56770		1	COUPLING, SENDER SERIAL 00000000-03465227
12	22-64485		1	COUPLING, OIL PRESSURE SENDER SERIAL #THRU (SERIAL 03465228-04612109)
13	38559		1	SWITCH, OIL PRESSURE (FOR IGNITION LIGHT) (SERIAL 03465228-04612109)
14	12-20878		1	WASHER, OIL PRESSURE SWITCH (SERIAL 03465228-04612109)
15	11-20645		1	NUT, OIL PRESSURE SWITCH (SERIAL 03465228-04612109)
16	22-54522		1	NIPPLE, OIL PRESSURE SENDER
17	69729		1	ALTERNATOR ASSEMBLY
18	10-20055		1	SCREW, WIRING HARNESS TO ALTERNATOR (3/8")
19	13-26996		1	LOCKWASHER, WIRING HARNESS SCREW
20	12-30164		1	WASHER, WIRING HARNESS SCREW
21	54479		1	BRACE, ALTERNATOR ADJUSTING
22	10-29198		1	SCREW, ALTERNATOR BRACE TO ALTERNATOR (7/8")
23	12-26168		1	WASHER, ALTERNATOR BRACE SCREW
24	10-55300		1	SCREW, ALTERNATOR BRACE TO CYLINDER BLOCK (5 1/4")
25	13-39107		1	LOCKWASHER, ALTERNATOR BRACE SCREW
26	54464		1	BRACKET, ALTERNATOR MOUNTING
27	10-48308		1	SCREW, ALTERNATOR TO ALTERNATOR BRACKET (3 3/4")
28	12-20553		2	WASHER, ALTERNATOR BRACKET SCREW

CONTINUED ON NEXT PAGE ➡

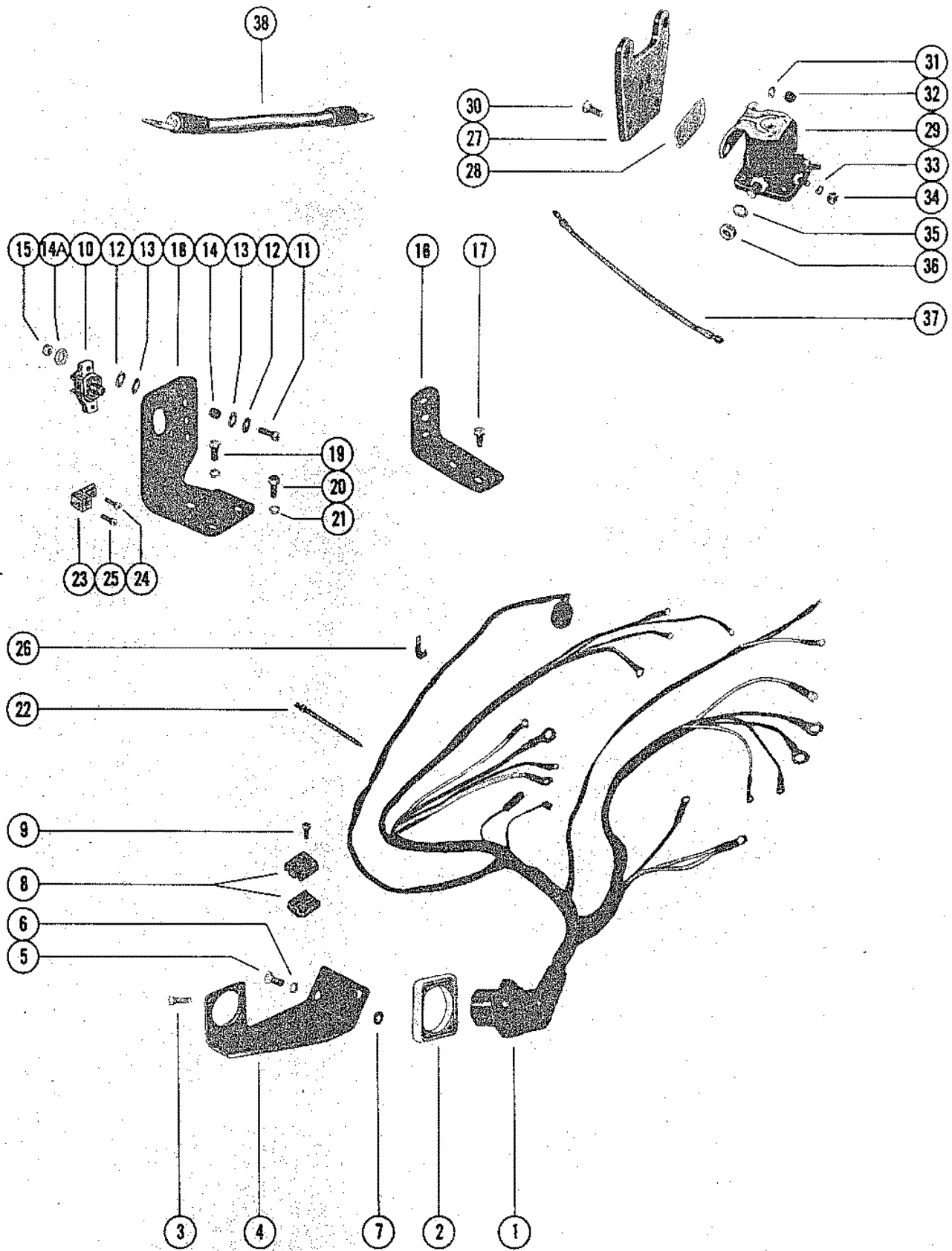
STARTER MOTOR AND ALTERNATOR



STARTER MOTOR AND ALTERNATOR

REF. NO.	PART NO.	SYM.	QTY.	DESCRIPTION
29	23-63764		1	BUSHING, ALTERNATOR BRACKET SCREW
30	11-23161		1	NUT, ALTERNATOR BRACKET SCREW
31	10-47462		1	SCREW, BRACKET TO CYL. BLOCK (1 1/4") (SERIAL 0000000-03245667)
32	13-32993		1	LOCKWASHER, ALTERNATOR BRACKET SCREW (SERIAL 00000000-03245667)
33	10-37612		2	SCREW, ALTERNATOR BRACKET TO TIMING COVER (1 1/4")
34	13-37459		2	LOCKWASHER, ALTERNATOR BRACKET SCREW
35	12-38344		2	WASHER, ALTERNATOR BRACKET SCREW (SERIAL 00000000-3245667)

WIRING HARNESS AND STARTER SOLENOID

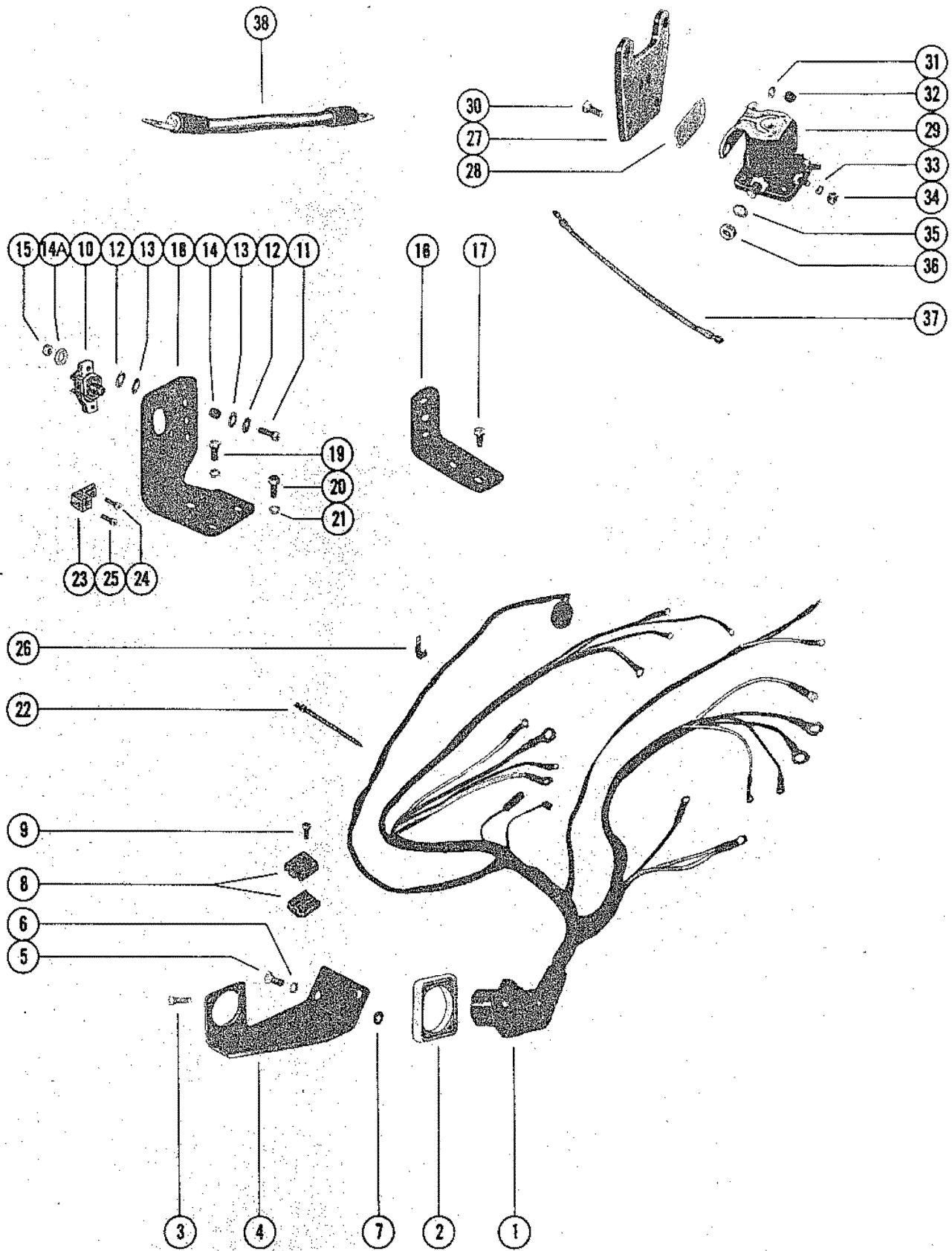


WIRING HARNESS AND STARTER SOLENOID

REF. NO.	PART NO.	SYM.	QTY.	DESCRIPTION
1	60351		1	WIRING HARNESS (SERIAL 00000000-03245667)
	84-62137		1	WIRING HARNESS (SERIAL 03245668-03465227)
	84-64493		1	WIRING HARNESS (SERIAL 03465228-03777486)
	84-66964		1	WIRING HARNESS (SERIAL 03777490-04166999)
	84-71150		1	WIRING HARNESS (SERIAL 04167000-09999999)
2	26079		1	PLATE, WIRING HARNESS TO MOUNTING BRACKET
3	10-46718		4	SCREW, WIRING HARNESS PLATE TO MOUNTING BRACKET (3/4")
4	60341		1	BRACKET, MOUNTING - WIRING HARNESS (SERIAL 00000000-03465227)
5	10-35386		2	SCREW, MOUNTING BRACKET ATTACHING (1") (SERIAL 00000000-03465227)
6	13-39107		2	LOCKWASHER, MOUNTING BRACKET SCREW (SERIAL 00000000-03465227)
7	23-55737		1	SPACER, BRACKET TO MANIFOLD (SERIAL 00000000-03465227)
8	39974		2	CONNECTOR, TRIM LEADS - MOUNTING BRACKET (SERIAL 00000000-03777489)
9	10-24637		2	SCREW, CONNECTOR TO MOUNTING BRACKET (7/8") (SERIAL 00000000-03777489)
10	59816		1	CIRCUIT BREAKER (SERIAL 00000000-03777489)
	88-65093		1	CIRCUIT BREAKER (SERIAL 03245668-09999999)
11	10-47618		2	SCREW, CIRCUIT BREAKER TO BRACKET (SERIAL 03245668-09999999)
12	12-47960		4	WASHER, CIRCUIT BREAKER SCREW (SERIAL 03245668-09999999)
13	25-61999		4	GROMMET, CIRCUIT BREAKER SCREW (SERIAL 03245668-09999999)
14	23-61998		2	SPACER, CIRCUIT BREAKER GROMMET (SERIAL 03245668-09999999)
14A	12-30164		2	WASHER, CIRCUIT BREAKER SCREW (SERIAL 03245668-09999999)
15	11-46438		2	NUT, CIRCUIT BREAKER SCREW (SERIAL 03245668-09999999)
16	62093		1	BRACKET, CIRCUIT BREAKER (SERIAL 03245668-03465227)
17	10-27165		2	SCREW, BRACKET TO EXHAUST MANIFOLD (3/4") (SERIAL 03245668-03465227)
18	64636		1	BRACKET, CIRCUIT BREAKER (SERIAL 03245668-09999999)
	70649		1	BRACKET, CIRCUIT BREAKER/WIRING HARNESS (SERIAL 03245668-09999999)
19	10-59645		1	SCREW, BRACKET TO INTAKE MANIFOLD (3/4") (SERIAL 03245668-09999999)
20	10-35386		3	SCREW, BRACKET TO INTAKE MANIFOLD (1") (SERIAL 03245668-09999999)
21	13-39107		3	LOCKWASHER, BRACKET SCREW (SERIAL 03245668-09999999)
22	61990		3	STA-STRAP, WIRING HARNESS
23	45915		1	TERMINAL BLOCK (SERIAL 04466390-09999999)

CONTINUED ON NEXT PAGE ➡

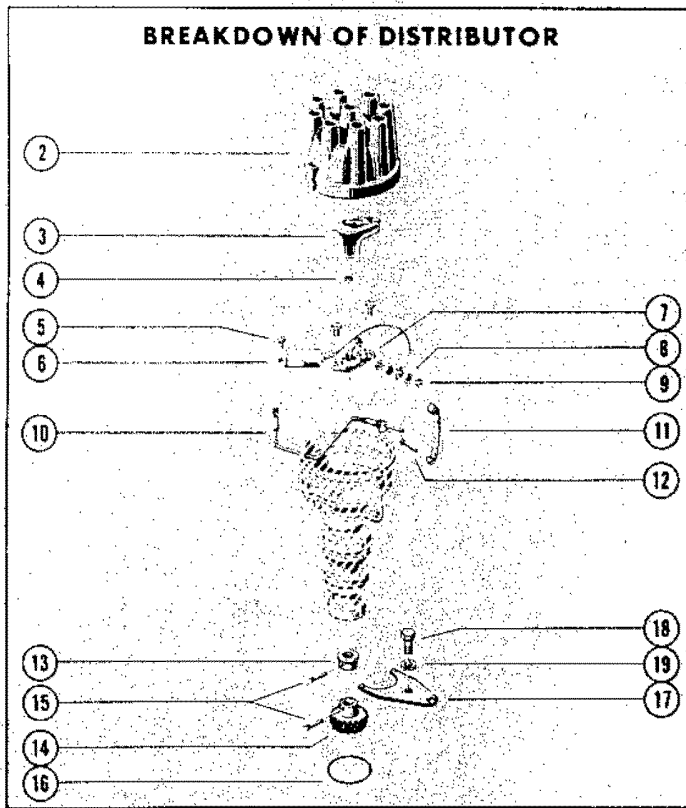
WIRING HARNESS AND STARTER SOLENOID



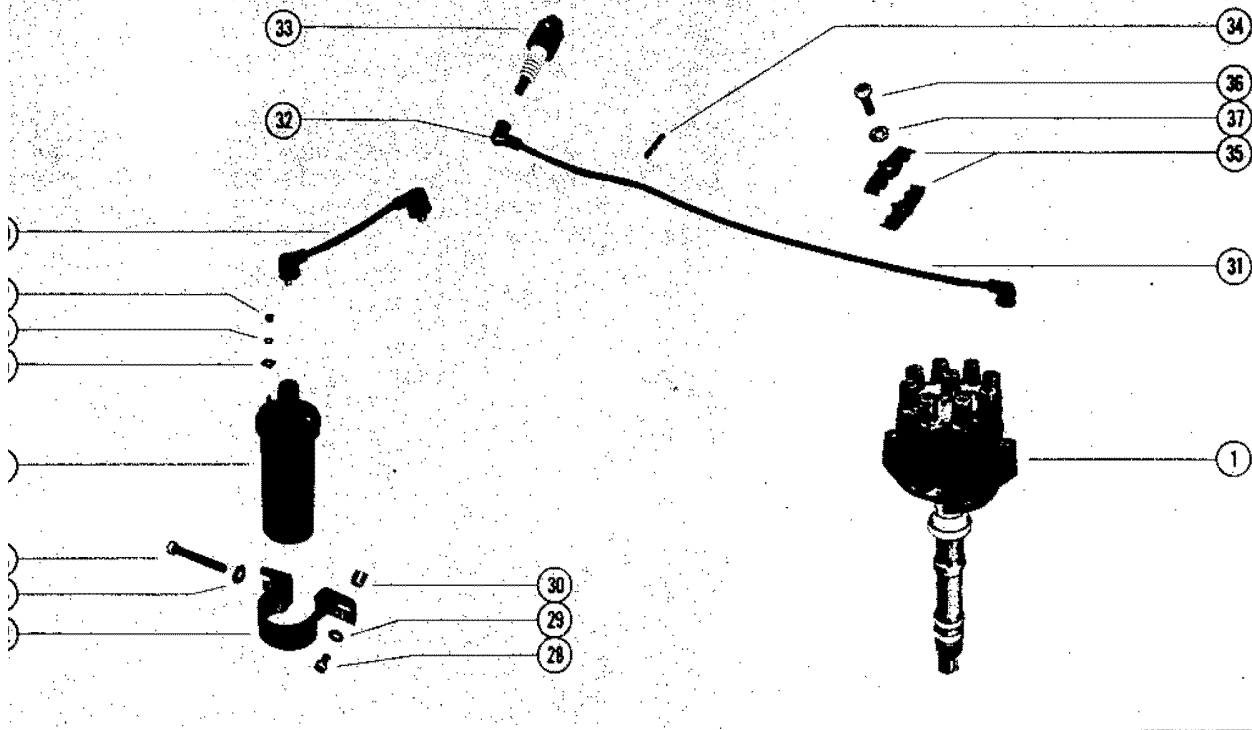
WIRING HARNESS AND STARTER SOLENOID

REF. NO.	PART NO.	SYM.	QTY.	DESCRIPTION
24	10-48591		1	SCREW, TERMINAL BLOCK TO WIRING HARNESS BRACKET (SERIAL 04466390-09999999)
25	10-62568		1	SCREW, LEADS TO TERMINAL BLOCK
26	54-61001		1	"J" CLIP, WIRING HARNESS TO ROCKER COVER (FRONT)
27	54869		1	BRACKET, MOUNTING - STARTER SOLENOID
28	36177		1	INSULATOR, SOLENOID TO MOUNTING BRACKET (SERIAL 00000000-04612109)
29	65057		1	STARTER SOLENOID (SERIAL 00000000-04612109)
30	10-22956		2	SCREW, STARTER SOLENOID TO MOUNTING BRACKET (SERIAL 00000000-04612109)
29	89-76416A1		1	STARTER SOLENOID (SERIAL 04612110-09999999)
30	10-69028		2	SCREW, STARTER SOLENOID TO MOUNTING BRACKET (SERIAL 04612110-09999999)
31	12-22937		2	WASHER, STARTER SOLENOID SCREW
32	11-20586		2	NUT, STARTER SOLENOID SCREW (SERIAL 00000000-04612109)
	11-20361		2	NUT, STARTER SOLENOID SCREW (SERIAL 04612110-09999999)
33	13-26996		2	LOCKWASHER, STARTER SOLENOID TERMINAL (#10)
34	11-20645		2	NUT, STARTER SOLENOID TERMINAL (10-32)
35	13-26993		2	LOCKWASHER, STARTER SOLENOID (5/16")
36	11-20083		2	NUT, STARTER SOLENOID TERMINAL (5/16") (SERIAL 00000000-04612109)
	11-21908		2	NUT, STARTER SOLENOID TERMINAL (5/16") (SERIAL 04612110-09999999)
37	84-61600A3		1	CABLE ASS'Y, SOLENOID GROUND (SERIAL 03245668-03414835)
38	59646		1	CABLE, STARTER (YELLOW - 11") (SERIAL 00000000-04612109)
	84-77042		1	CABLE, STARTER (YELLOW - 12 1/2") (SERIAL 04612110-09999999)

DISTRIBUTOR ASSEMBLY, COMPLETE (AUTOLITE)



AUTOLITE



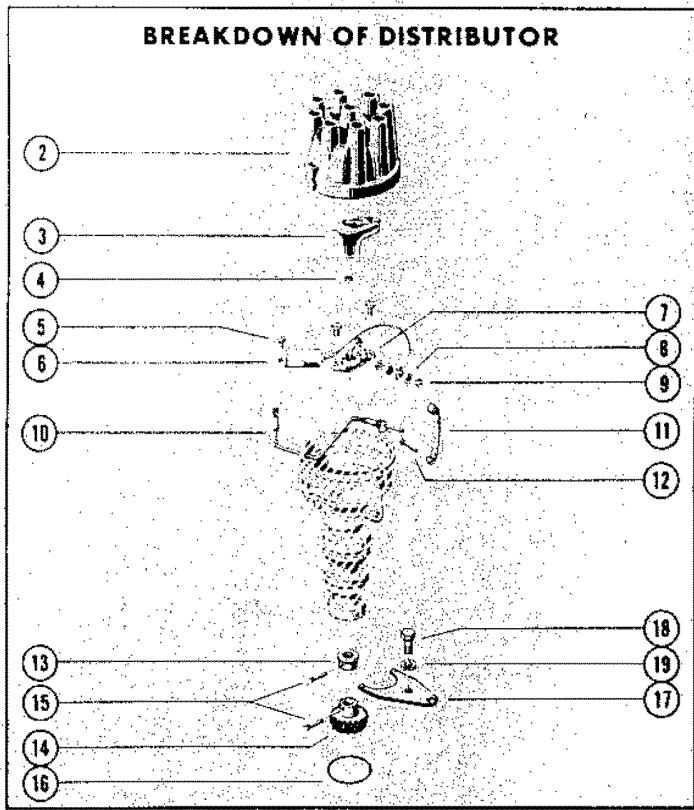
DISTRIBUTOR ASSEMBLY, COMPLETE (AUTOLITE)

REF. NO.	PART NO.	SYM.	QTY.	DESCRIPTION
1	58015A2		1	DISTRIBUTOR ASSEMBLY, COMPLETE
2	393-3230		1	CAP, DISTRIBUTOR
-	37-54675		1	DECAL, DISTRIBUTOR CAP
3	49924		1	ROTOR
4	58057		1	RETAINER, CAM TO SHAFT
5	10-58018		4	SCREW, BREAKER AND CONDENSER ATTACHING
6	58034		1	CONDENSER
7	58033		1	BREAKER ASSEMBLY
8	12-58020		2	WASHER, PRIMARY TERMINAL
9	11-58019		2	NUT, PRIMARY TERMINAL
10	58017		1	LEAD ASSEMBLY, PRIMARY TERMINAL
11	58031		2	CLAMP, DISTRIBUTOR CAP ATTACHING
12	17-58032		2	PIN, CLAMP TO DISTRIBUTOR
13	58022		1	COLLAR, THRUST
14	43-58023		1	GEAR, DRIVE
15	17-58021		2	PIN, THRUST COLLAR AND DRIVE GEAR
16	27-58025	■	1	GASKET, DISTRIBUTOR
17	58258		1	CLAMP, DISTRIBUTOR TO INTAKE MANIFOLD
18	10-58259		1	SCREW, DISTRIBUTOR CLAMP ATTACHING (7/8")
19	13-58260		1	LOCKWASHER, DISTRIBUTOR CLAMP SCREW
20	60335		1	LEAD ASSEMBLY, DISTRIBUTOR TO COIL (7 1/2")
21	26433		1	COIL, IGNITION
22	33321		1	BRACKET, IGNITION COIL MOUNTING(NOT AS SHOWN)
23	10-33311		1	SCREW, BRACKET TO IGNITION COIL (1 1/2")
24	13-35048		1	LOCKWASHER, BRACKET SCREW
25	12-30164		2	WASHER, IGNITION COIL TERMINAL
26	13-26996		2	LOCKWASHER, IGNITION COIL TERMINAL
27	11-20645		2	NUT, IGNITION COIL TERMINAL
28	10-34613		1	SCREW, IGNITION COIL ATTACHING (1 3/4")
29	12-20553		1	WASHER, IGNITION COIL ATTACHING SCREW
30	23-60339		1	SPACER, IGNITION COIL ATTACHING SCREW
31	47861A11		1	LEAD ASSEMBLY, HIGH TENSION (38 1/2")
	47861A12		1	LEAD ASSEMBLY, HIGH TENSION (35")
	47861A9		1	LEAD ASSEMBLY, HIGH TENSION (34")
	47861A5		1	LEAD ASSEMBLY, HIGH TENSION (31")
	47861A6		2	LEAD ASSEMBLY, HIGH TENSION (28")
	47861A13		1	LEAD ASSEMBLY, HIGH TENSION (24")
	47861A8		1	LEAD ASSEMBLY, HIGH TENSION (21")
32	47604A1		8	PROCTECTOR, SPARK PLUG
33	33-61783		8	SPARK PLUG (AC#C83T)
34	54676		2	RETAINER, HIGH TENSION LEADS (2 WIRE)

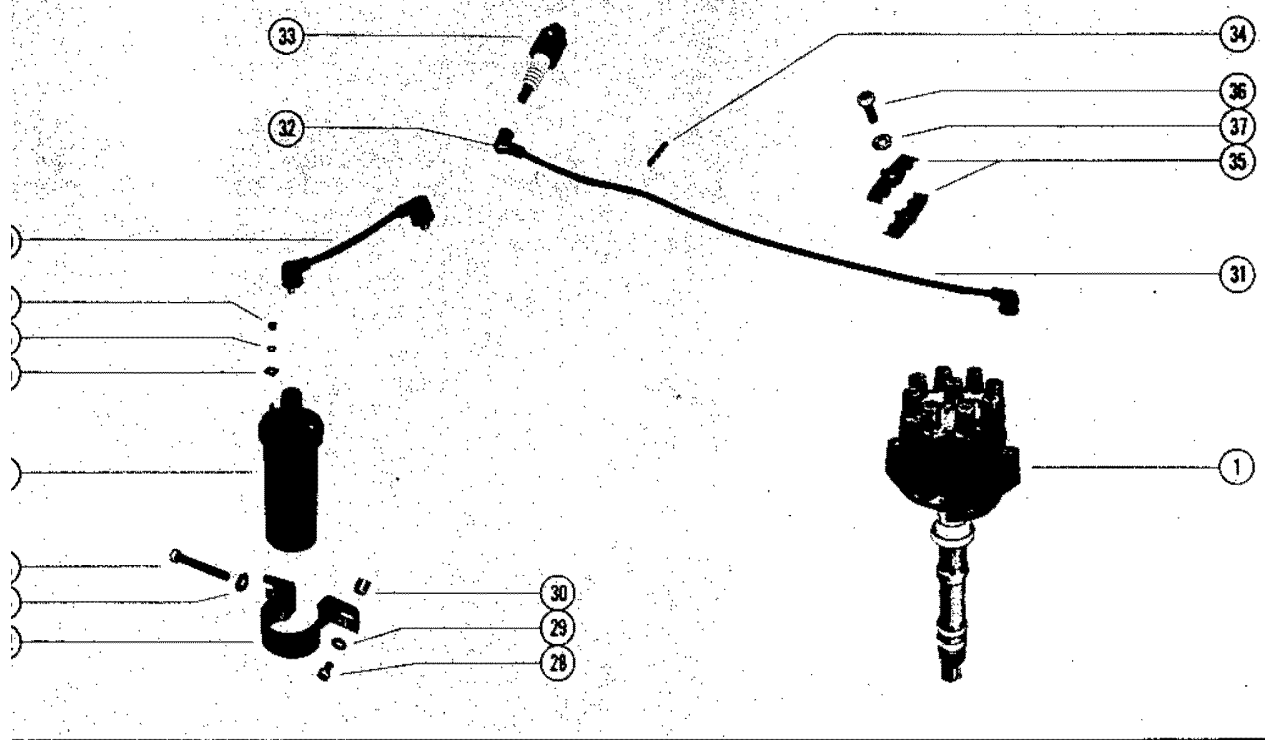
■ = COMPONENT OF GASKET SET, INT. MANIFOLD & CYL. HEAD (27-56110A1)

CONTINUED ON NEXT PAGE ➡

DISTRIBUTOR ASSEMBLY, COMPLETE (AUTOLITE)



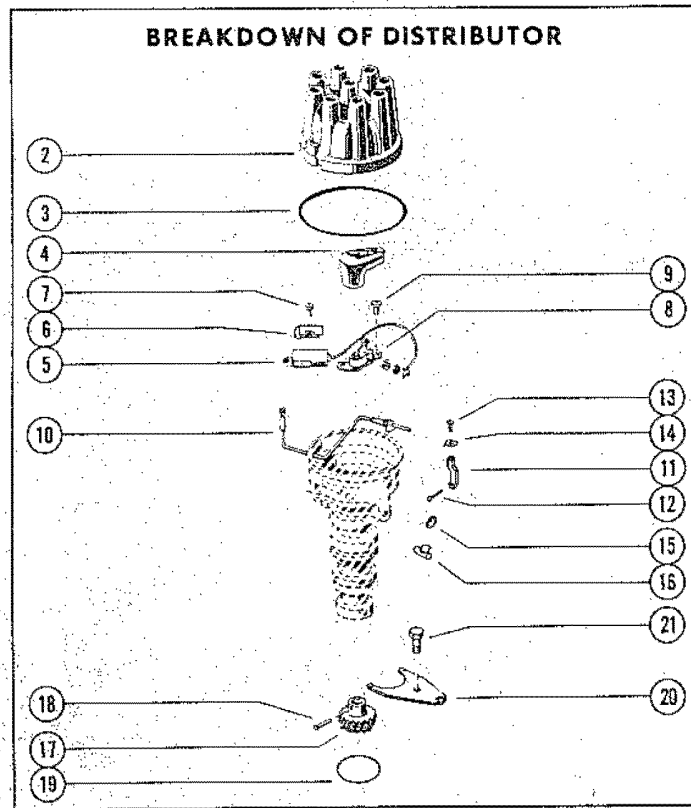
AUTOLITE



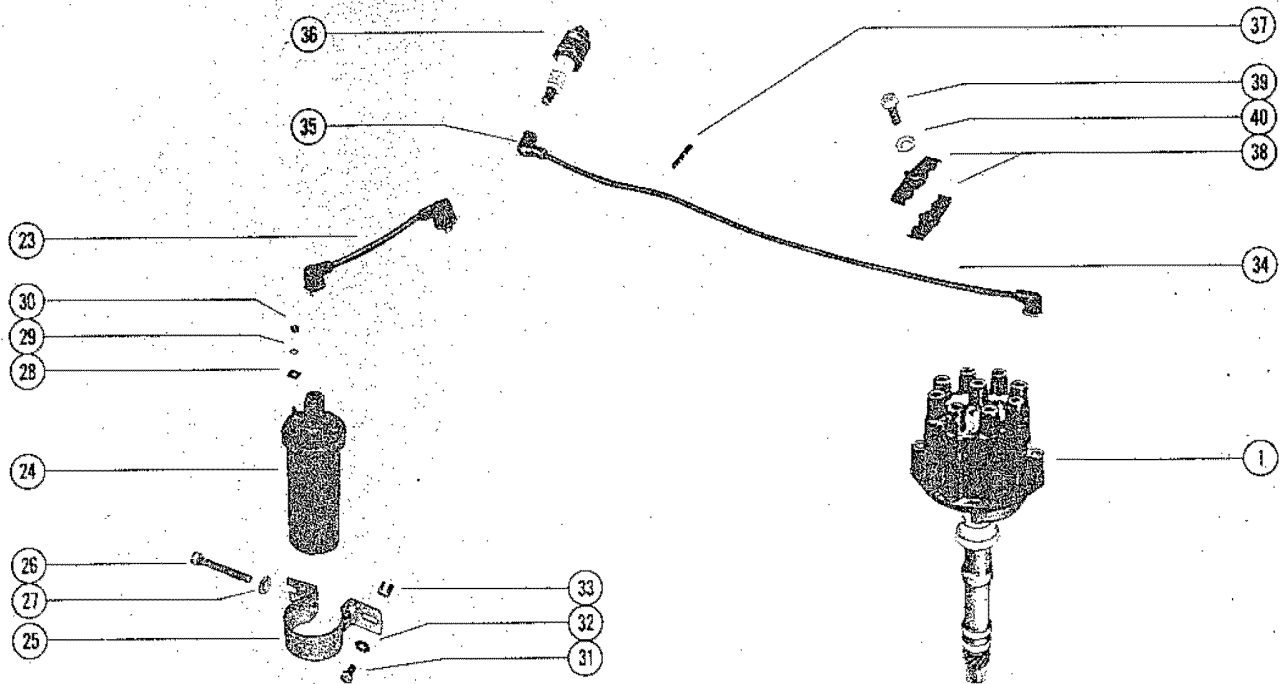
DISTRIBUTOR ASSEMBLY, COMPLETE (AUTOLITE)

REF. NO.	PART NO.	SYM.	QTY.	DESCRIPTION
34	32783		2	RETAINER, HIGH TENSION LEADS (3 WIRE)
	32784		3	RETAINER, HIGH TENSION LEADS (4 WIRE)
35	55789		4	RETAINER, HIGH TENSION LEADS
36	10-47462		2	SCREW, RETAINER ATTACHING (1 1/4")
37	12-34567		2	WASHER, RETAINER SCREW

DISTRIBUTOR ASSEMBLY, COMPLETE (MALLORY)



MALLORY



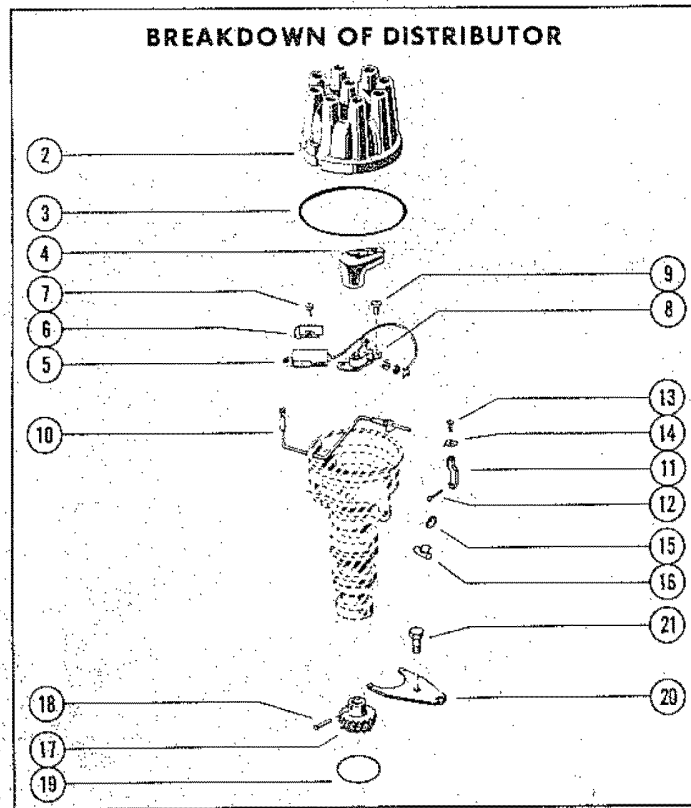
DISTRIBUTOR ASSEMBLY, COMPLETE (MALLORY)

REF. NO.	PART NO.	SYM.	QTY.	DESCRIPTION
1	391-5071		1	DISTRIBUTOR ASSEMBLY, COMPLETE
2	391-5075		1	CAP, DISTRIBUTOR
-	37-61593		1	DECAL, DISTRIBUTOR CAP
3	391-5076		1	GASKET, DISTRIBUTOR CAP
4	391-5088		1	ROTOR
5	391-5092		1	CONDENSER
6	391-5093		1	BRACKET, CONDENSER ATTACHING
7	391-5091		1	SCREW, CONDENSER BRACKET ATTACHING
8	391-5090		1	BREAKER ASSEMBLY
9	391-5089		1	SCREW, BREAKER ATTACHING
10	391-5077		1	LEAD ASSEMBLY, PRIMARY TERMINAL
11	391-5085		2	CLAMP, DISTRIBUTOR CAP ATTACHING
12	391-5084		2	PIN, CLAMP TO DISTRIBUTOR
13	391-5087		2	SCREW, DISTRIBUTOR CAP ATTACHING
14	391-5086		2	WASHER, DISTRIBUTOR CAP SCREW
15	391-5083		2	VENT, SCREEN
16	391-5080		1	OILER
17	391-5078		1	GEAR, DRIVE
18	391-5079		1	PIN, DRIVE GEAR
19	391-5081	■	1	"O" RING, DISTRIBUTOR
20	58258		1	CLAMP, DISTRIBUTOR TO INTAKE MANIFOLD
21	10-58259		1	SCREW, DISTRIBUTOR CLAMP ATTACHING (7/8")
23	84-61891		1	LEAD ASSEMBLY, DISTRIBUTOR TO COIL (7 1/2")
24	26433		1	COIL, IGNITION
25	33321		1	BRACKET, IGNITION COIL MOUNTING (NOT AS SHOWN)
26	10-33311		1	SCREW, BRACKET TO IGNITION COIL (1 1/2")
27	13-35048		1	LOCKWASHER, BRACKET SCREW
28	12-30164		2	WASHER, IGNITION COIL TERMINAL
29	13-26996		2	LOCKWASHER, IGNITION COIL TERMINAL
30	11-20645		2	NUT, IGNITION COIL TERMINAL
31	10-34613		1	SCREW, IGNITION COIL ATTACHING (1 3/4")
32	12-20553		1	WASHER, IGNITION COIL ATTACHING SCREW
33	23-60339		1	SPACER, IGNITION COIL ATTACHING SCREW
34	84-61801A3		1	LEAD ASSEMBLY, HIGH TENSION (38 1/2")
	84-61801A4		1	LEAD ASSEMBLY, HIGH TENSION (35")
	84-61801A6		1	LEAD ASSEMBLY, HIGH TENSION (34")
	84-61801A5		1	LEAD ASSEMBLY, HIGH TENSION (31")
	84-61801A1		1	LEAD ASSEMBLY, HIGH TENSION (28")
	84-61801A7		1	LEAD ASSEMBLY, HIGH TENSION (24")
	84-61801A2		2	LEAD ASSEMBLY, HIGH TENSION (21")
35	47604A1		8	PROTECTOR, SPARK PLUG
36	33-61783		8	SPARK PLUG (AC#C83T)

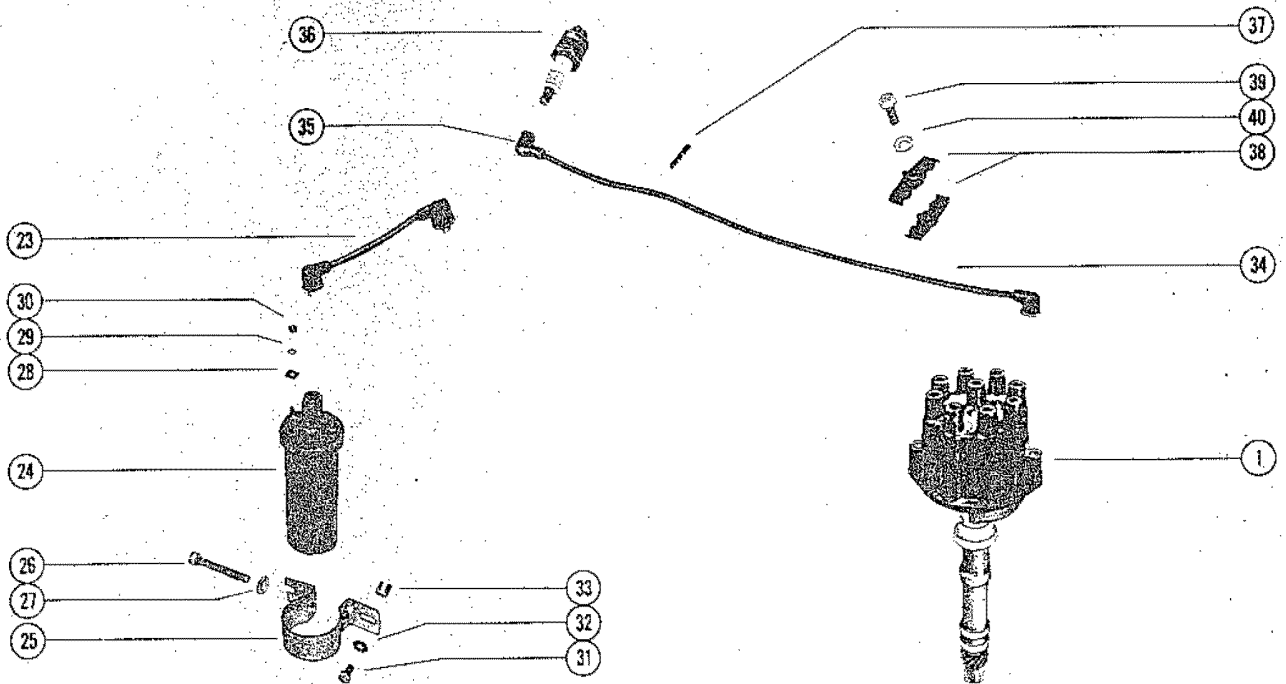
■ = COMPONENT OF GASKET SET, INT. MANIFOLD & CYL. HEAD (27-56110A1)

CONTINUED ON NEXT PAGE ➡

DISTRIBUTOR ASSEMBLY, COMPLETE (MALLORY)



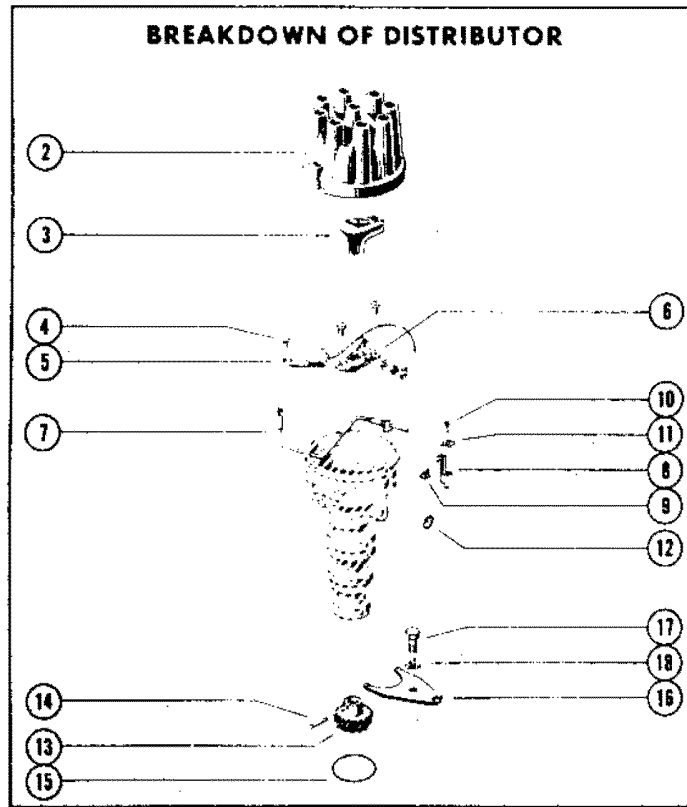
MALLORY



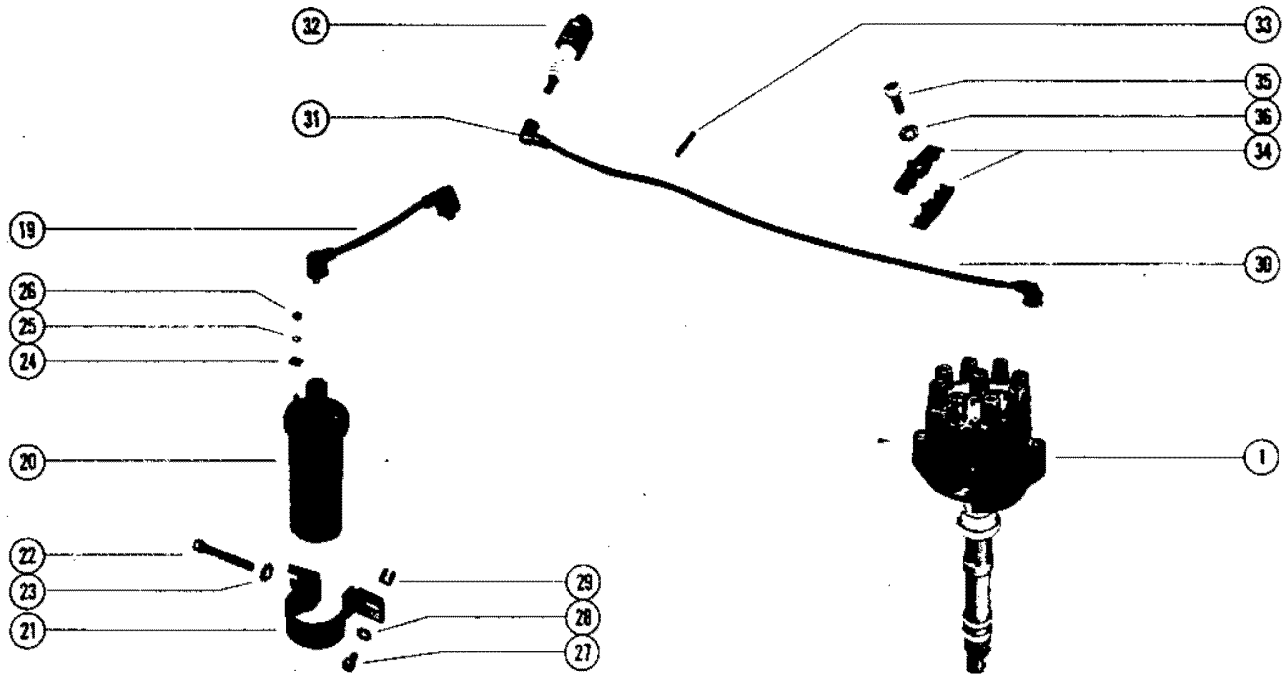
DISTRIBUTOR ASSEMBLY, COMPLETE (MALLORY)

REF. NO.	PART NO.	SYM.	QTY.	DESCRIPTION
37	54676		2	RETAINER, HIGH TENSION LEADS (2 WIRE)
	32783		2	RETAINER, HIGH TENSION LEADS (3 WIRE)
	32784		3	RETAINER, HIGH TENSION LEADS (4 WIRE)
38	63192		4	RETAINER, HIGH TENSION LEADS
39	10-47462		2	SCREW, RETAINER ATTACHING (1 1/4")
40	12-34567		2	WASHER, RETAINER SCREW

DISTRIBUTOR ASSEMBLY, COMPLETE (MERCURY MARINE)



MERCURY MARINE



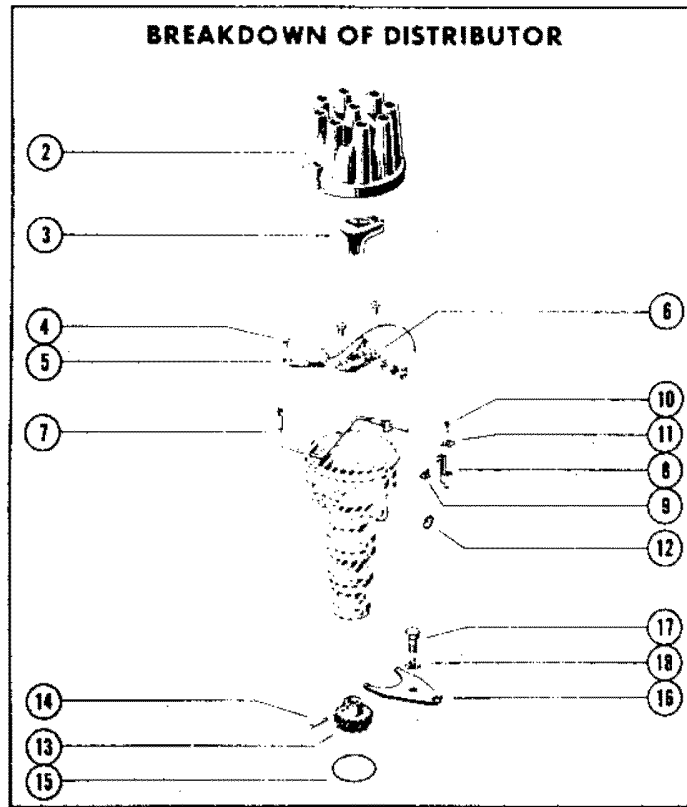
DISTRIBUTOR ASSEMBLY, COMPLETE (MERCURY MARINE)

REF. NO.	PART NO.	SYM.	QTY.	DESCRIPTION
1	64025A2		1	DISTRIBUTOR ASSEMBLY, COMPLETE
2	393-4988		1	CAP, DISTRIBUTOR
-	37-54675		1	DECAL, DISTRIBUTOR CAP
3	65864		1	ROTOR
4	10-36046		3	SCREW, BREAKER AND CONDENSER ATTACHING
5	81-64851		1	CONDENSER
6	64850		1	BREAKER ASSEMBLY
7	84-64846		1	LEAD ASSEMBLY, PRIMARY TERMINAL
8	54-65783A2		2	CLAMP ASSEMBLYM DISTRIBUTOR CAP ATTACHING
9	54205		2	BUMPER, CLAMP
10	10-21335		2	SCREW, CLAMP TO DISTRIBUTOR
11	13-26996		2	WASHER, DISTRIBUTOR CLAMP SCREW
12	35-60047A1		3	SCREEN ASSEMBLY, FLAME ARRESTOR
13	43-58023		1	GEAR, DRIVE
14	17-58021		1	PIN, DRIVE GEAR
15	27-58025	■	1	"O" RING, DISTRIBUTOR
16	58258		1	CLAMP, DISTRIBUTOR TO INTAKE MANIFOLD
17	10-58259		1	SCREW, DISTRIBUTOR CLAMP ATTACHING (7/8")
18	13-58260		1	LOCKWASHER, DISTRIBUTOR CLAMP SCREW
19	84-65796		1	LEAD ASSEMBLY, DISTRIBUTOR TO COIL (8 1/2")
20	26433		1	COIL, IGNITION
21	33321		1	BRACKET, IGNITION COIL MOUNTING(NOT AS SHOWN)
22	10-33311		1	SCREW, BRACKET TO IGNITION COIL (1 1/2")
23	13-35048		1	LOCKWASHER, BRACKET SCREW
24	12-30164		2	WASHER, IGNITION COIL TERMINAL
25	13-26996		2	LOCKWASHER, IGNITION COIL TERMINAL
26	11-20645		2	NUT, IGNITION COIL TERMINAL
27	10-34613		1	SCREW, IGNITION COIL ATTACHING (1 3/4")
28	12-20553		1	WASHER, IGNITION COIL ATTACHING SCREW
29	23-60339		1	SPACER, IGNITION COIL ATTACHING SCREW
30	84-67957--5		1	LEAD ASSEMBLY, HIGH TENSION (38 1/2")
	84-67957--6		1	LEAD ASSEMBLY, HIGH TENSION (35")
	84-67957--4		1	LEAD ASSEMBLY, HIGH TENSION (34")
	84-67957--1		1	LEAD ASSEMBLY, HIGH TENSION (31")
	84-67957--2		2	LEAD ASSEMBLY, HIGH TENSION (28")
	84-67957--7		1	LEAD ASSEMBLY, HIGH TENSION (24")
	84-67957--3		1	LEAD ASSEMBLY, HIGH TENSION (21")
31	47604A1		8	PROTECTOR, SPARK PLUG
32	33-61783		8	SPARK PLUG (AC#C83T)
33	54676		2	RETAINER, HIGH TENSION LEADS (2 WIRE)

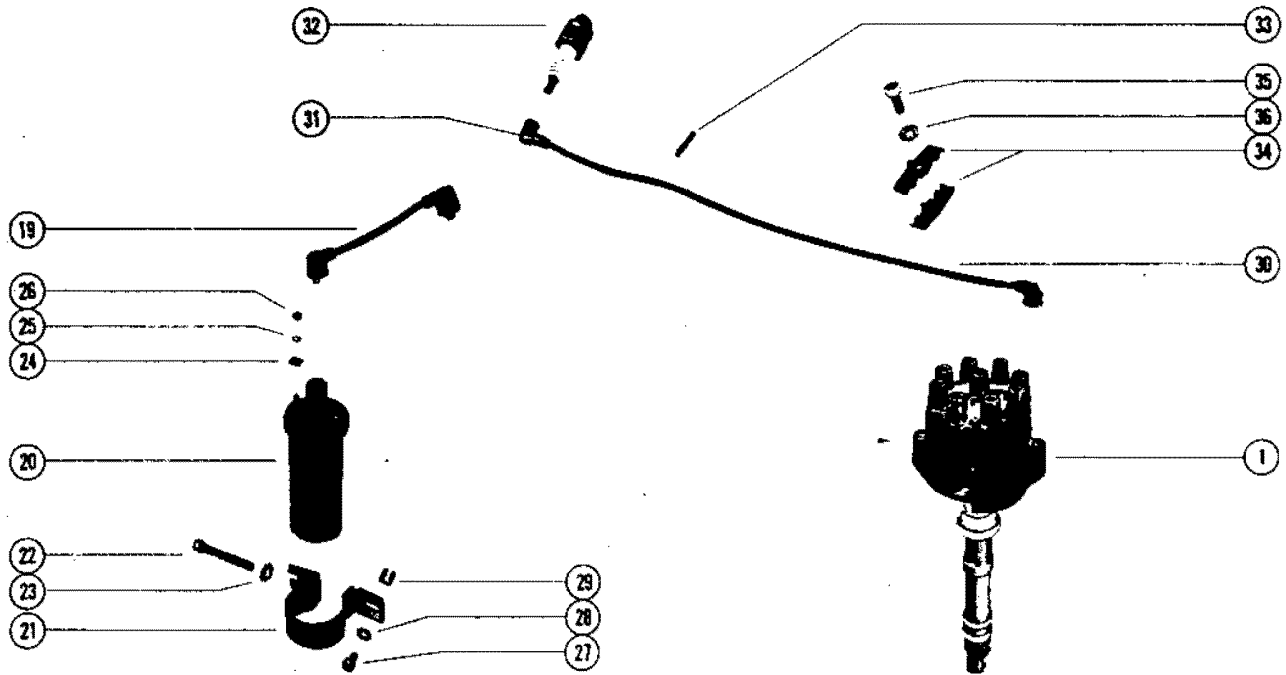
■ = COMPONENT OF GASKET SET, INT. MANIFOLD & CYL. HEAD (27-56110A1)

CONTINUED ON NEXT PAGE ➡

DISTRIBUTOR ASSEMBLY, COMPLETE (MERCURY MARINE)



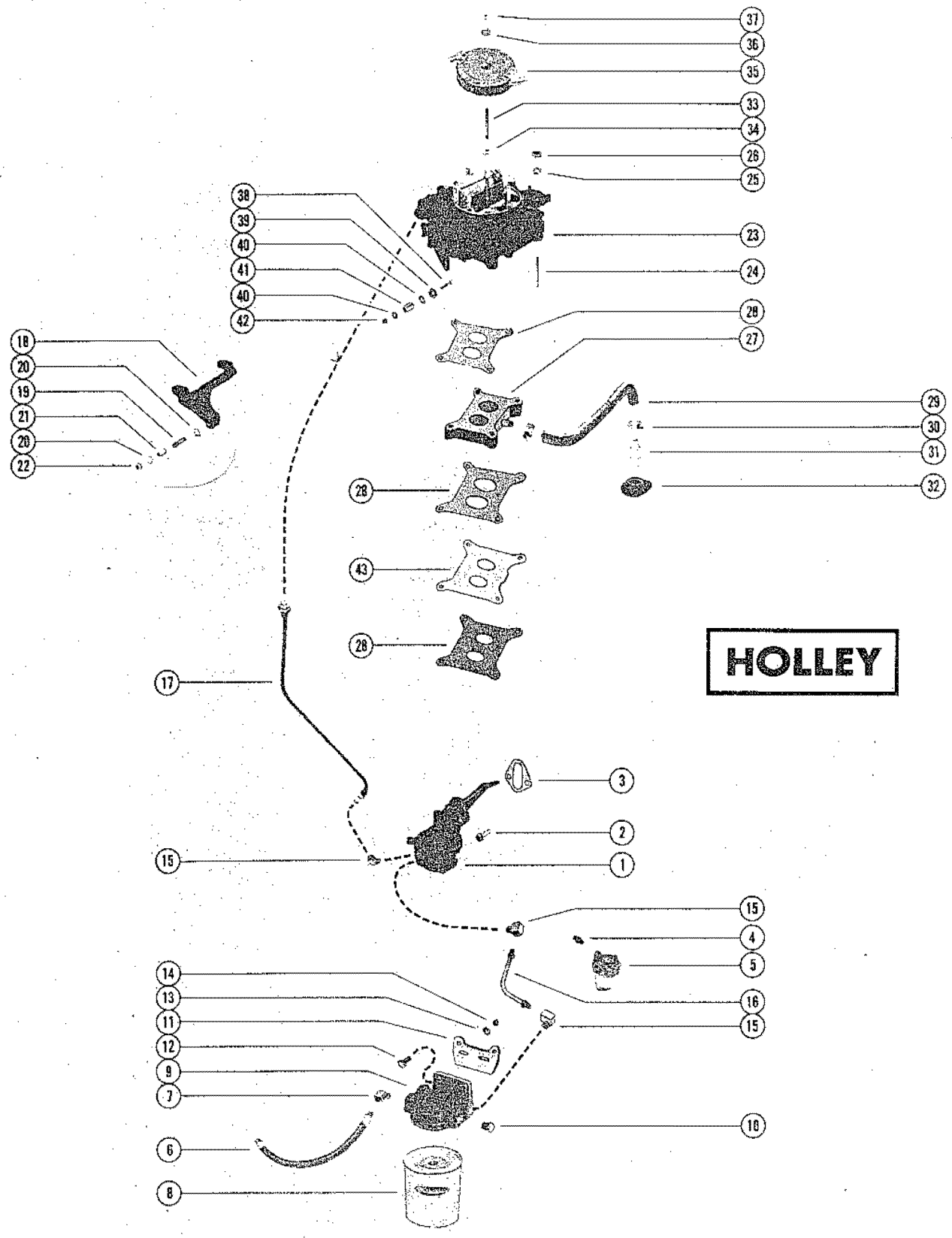
MERCURY MARINE



DISTRIBUTOR ASSEMBLY, COMPLETE (MERCURY MARINE)

REF. NO.	PART NO.	SYM.	QTY.	DESCRIPTION
33	32783		2	RETAINER, HIGH TENSION LEADS (3 WIRE)
	32784		3	RETAINER, HIGH TENSION LEADS (4 WIRE)
34	63192		4	RETAINER, HIGH TENSION LEADS
35	10-47462		2	SCREW, RETAINER ATTACHING (1 1/4")
36	12-34567		2	WASHER, RETAINER SCREW

FUEL PUMP, FUEL FILTER AND CARBURETOR(HOLLEY)



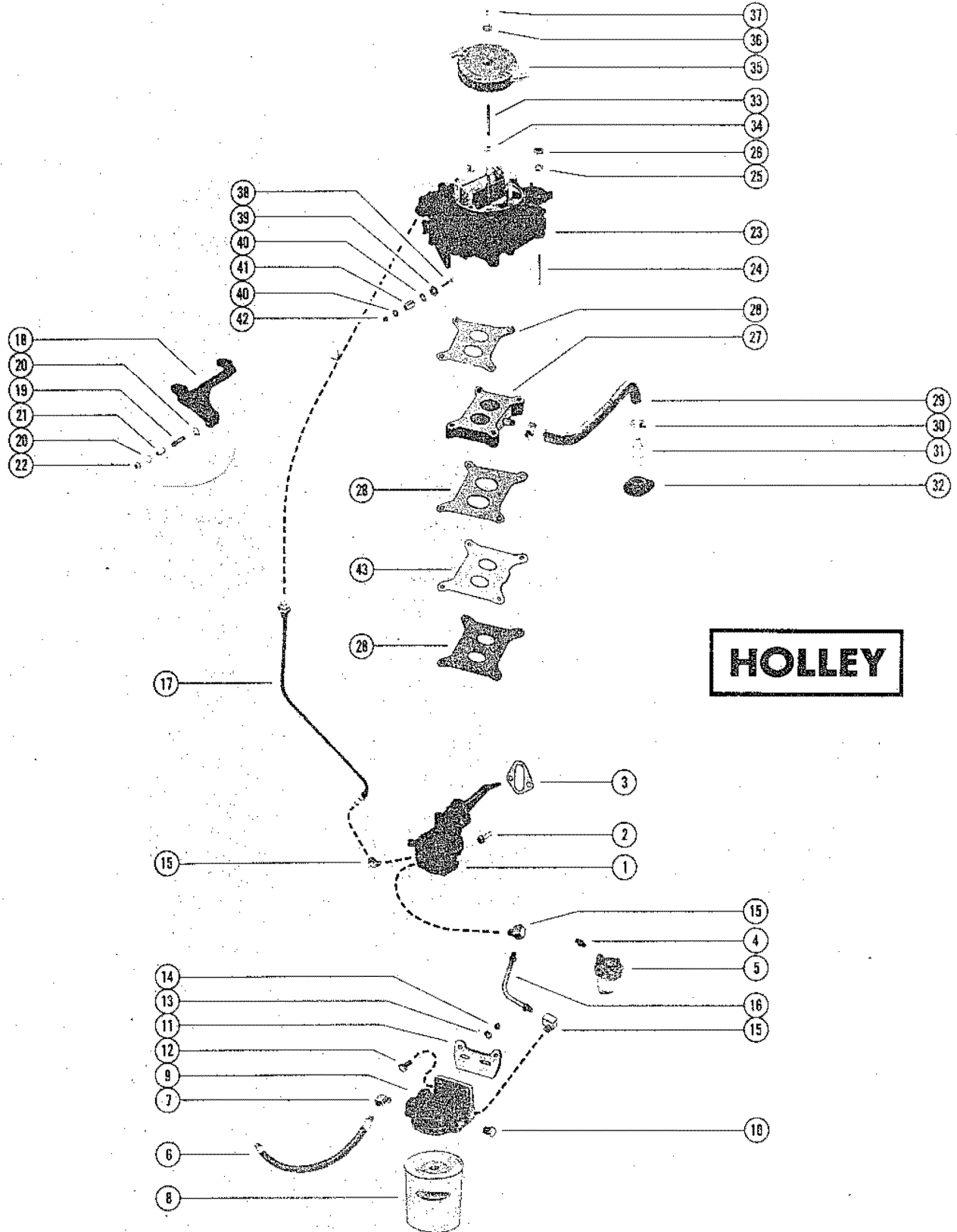
FUEL PUMP, FUEL FILTER AND CARBURETOR(HOLLEY)

REF. NO.	PART NO.	SYM.	QTY.	DESCRIPTION
1	54552		1	FUEL PUMP ASSEMBLY SERIAL 00000000-03245667
	62092		1	FUEL PUMP ASSEMBLY SERIAL 03245668-09999999
2	10-56882		2	SCREW, FUEL PUMP TO CYLINDER BLOCK (1 1/2")
3	27-56883	◇	1	GASKET, FUEL PUMP
4	22-32876		1	NIPPLE, SIGHT GLASS TO FUEL PUMP
5	47816		1	SIGHT GLASS
6	32-47721		1	FUEL LINE, FUEL TANK TO FUEL FILTER (12") SERIAL 00000000-03245667
7	22-33755		1	ELBOW, FUEL LINE TO FUEL FILTER SERIAL 00000000-03245667
8	35-60494		1	FUEL FILTER
9	55481		1	BASE, FUEL FILTER
10	22-36382		2	PLUG, PIPE - FUEL FILTER
11	54646		1	BRACKET, MOUNTING - FUEL FILTER
12	10-20639		2	SCREW, FUEL FILTER TO MOUNTING BRACKET (1/2")
13	12-20084		2	WASHER, FUEL FILTER SCREW
14	11-35814		2	NUT, FUEL FILTER SCREW
15	22-47716		3	ELBOW, FUEL LINE TO FUEL PUMP AND FUEL FILTER SERIAL 00000000-03245667
16	32-54551		1	FUEL LINE, FUEL FILTER TO FUEL PUMP (STEEL TUBING) SERIAL 00000000-03245667
17	32-55242		1	FUEL LINE, FUEL PUMP TO CARBURETOR (STEEL TUBING) SERIAL 00000000-03245667
15	22-33821		3	ELBOW, FUEL LINE TO FUEL PUMP AND FUEL FILTER SERIAL 03245668-09999999
16	32-62373		1	FUEL LINE, FUEL FILTER TO FUEL PUMP (STEEL TUBING) SERIAL 03245668-09999999
17	32-62400		1	FUEL LINE, FUEL PUMP TO CARB. (STEEL TUBING) SERIAL 03245668-03465227
	32-64977		1	FUEL LINE, FUEL PUMP TO CARB. (STEEL TUBING) SERIAL 03465228-09999999
18	60102		1	BRACKET, MOUNTING - THROTTLE CABLE
19	16-35897		1	STUD, THROTTLE CABLE TO MOUNTING BRACKET (11/16")
20	12-21631		2	WASHER, THROTTLE CABLE STUD
21	23-31866		1	SPACER, THROTTLE CABLE STUD
22	11-20361		1	NUT, THROTTLE CABLE STUD
23	1356-4642		1	CARBURETOR ASSEMBLY
24	16-58264		2	STUD, CARBURETOR TO INTAKE MANIFOLD (2 1/2") SERIAL 00000000-03245667
	16-26324		2	STUD, CARBURETOR TO INTAKE MANIFOLD (3 1/4") SERIAL 00000000-03245667
25	12-20084		4	WASHER, CARBURETOR STUD SERIAL 00000000-03245667
26	11-25594		4	NUT, CARBURETOR STUD SERIAL 00000000-03245667
24	16-63004		2	STUD, CARBURETOR TO INTAKE MANIFOLD (2 5/8") SERIAL 03245668-03465227

◇ = COMPONENT OF GASKET SET, MISCELLANEOUS (27-56108A1)

CONTINUED ON NEXT PAGE ➡

FUEL PUMP, FUEL FILTER AND CARBURETOR(HOLLEY)

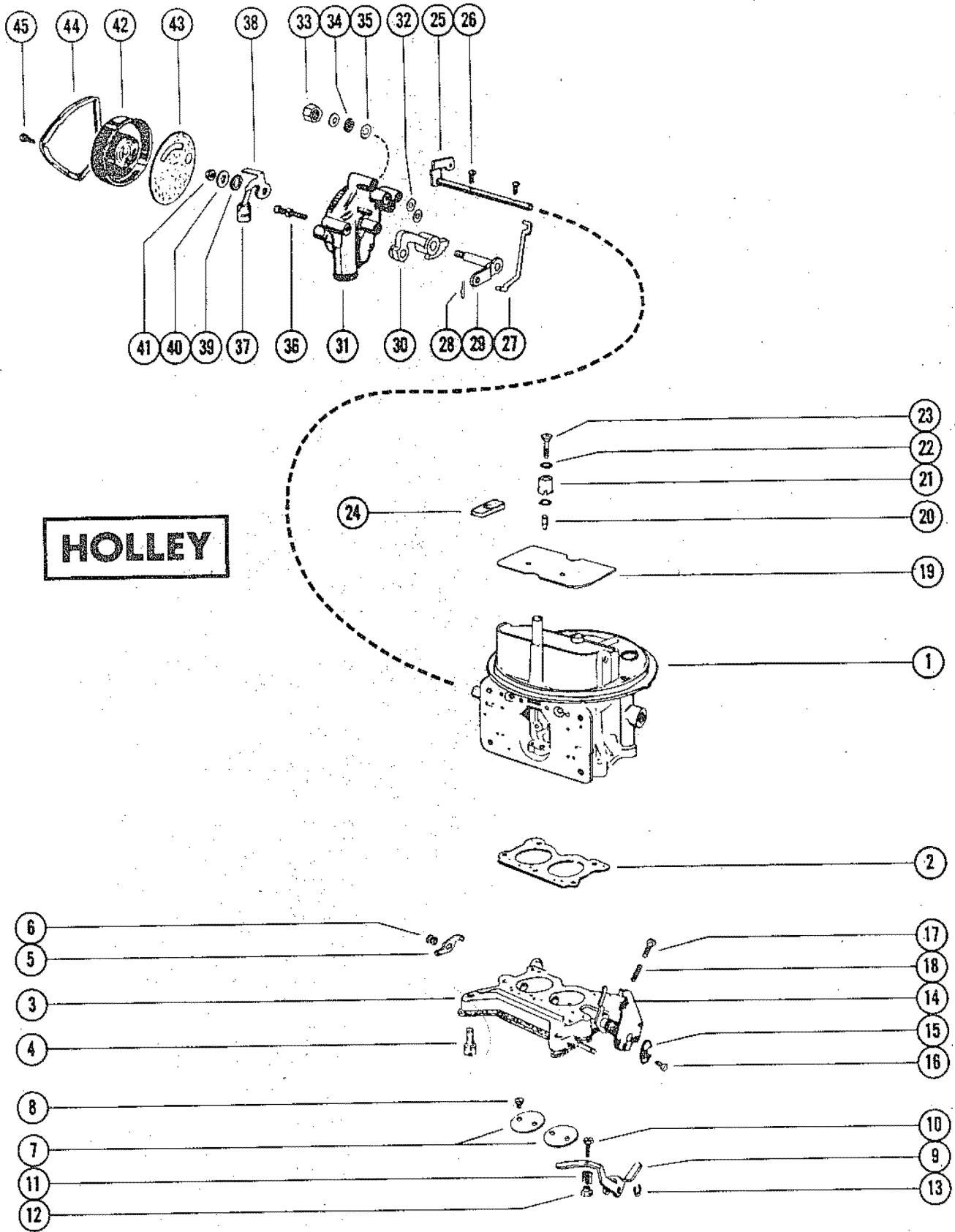


FUEL PUMP, FUEL FILTER AND CARBURETOR(HOLLEY)

REF. NO.	PART NO.	SYM.	QTY.	DESCRIPTION
24	16-26324		2	STUD, CARBURETOR TO INTAKE MANIFOLD (3 1/4") SERIAL 03245668-03465227
	16-63004		2	STUD, CARBURETOR MOUNTING - FRONT (2 5/8") SERIAL 03465228-09999999
	16-64943		2	STUD, CARBURETOR MOUNTING - REAR (2 7/8") SERIAL 03465228-09999999
25	12-20084		4	WASHER, CARBURETOR STUD S SERIAL 03245668-09999999
26	11-25594		1	NUT, CARBURETOR STUD SERIAL 03245668-09999999
	11-46793		3	NUT, CARBURETOR STUD SERIAL 03245668-09999999
27	60716		1	SPACER, CARBURETOR
28	27-60715	■	3	GASKET, CARBURETOR
29	32-54681		1	HOSE, CARBURETOR
30	54-32523		2	CLAMP, HOSE ATTACHING
31	56863		1	VALVE, HOSE TO ROCKER COVER
32	25-56877		1	GROMMET, ROCKER COVER TO HOSE
33	16-47360		1	STUD, FLAME ARRESTOR MOUNTING - CARBURETOR
34	11-28941		1	NUT, JAM - FLAME ARRESTOR MOUNTING STUD (BOTTOM)
35	55054		1	FLAME ARRESTOR, CARBURETOR (NOT AS SHOWN)
36	12-22937		1	WASHER, FLAME ARRESTOR STUD
37	11-20586		1	NUT, FLAME ARRESTOR STUD
38	10-37892		1	SCREW, THROTTLE CABLE TO CARBURETOR (1")
39	12-26907		1	WASHER, THROTTLE CABLE SCREW
40	12-20128		2	WASHER, THROTTLE CABLE SCREW
41	23-57938		1	BUSHING, THROTTLE CABLE SCREW
42	11-45812		1	NUT, THROTTLE CABLE SCREW
43	63421A1		1	BAFFLE, CARBURETOR SERIAL 03245668-09999999

■ = COMPONENT OF GASKET SET, INT. MANIFOLD & CYL. HEAD (27-56110A1)

CARBURETOR ASSEMBLY (HOLLEY)



CARBURETOR ASSEMBLY (HOLLEY)

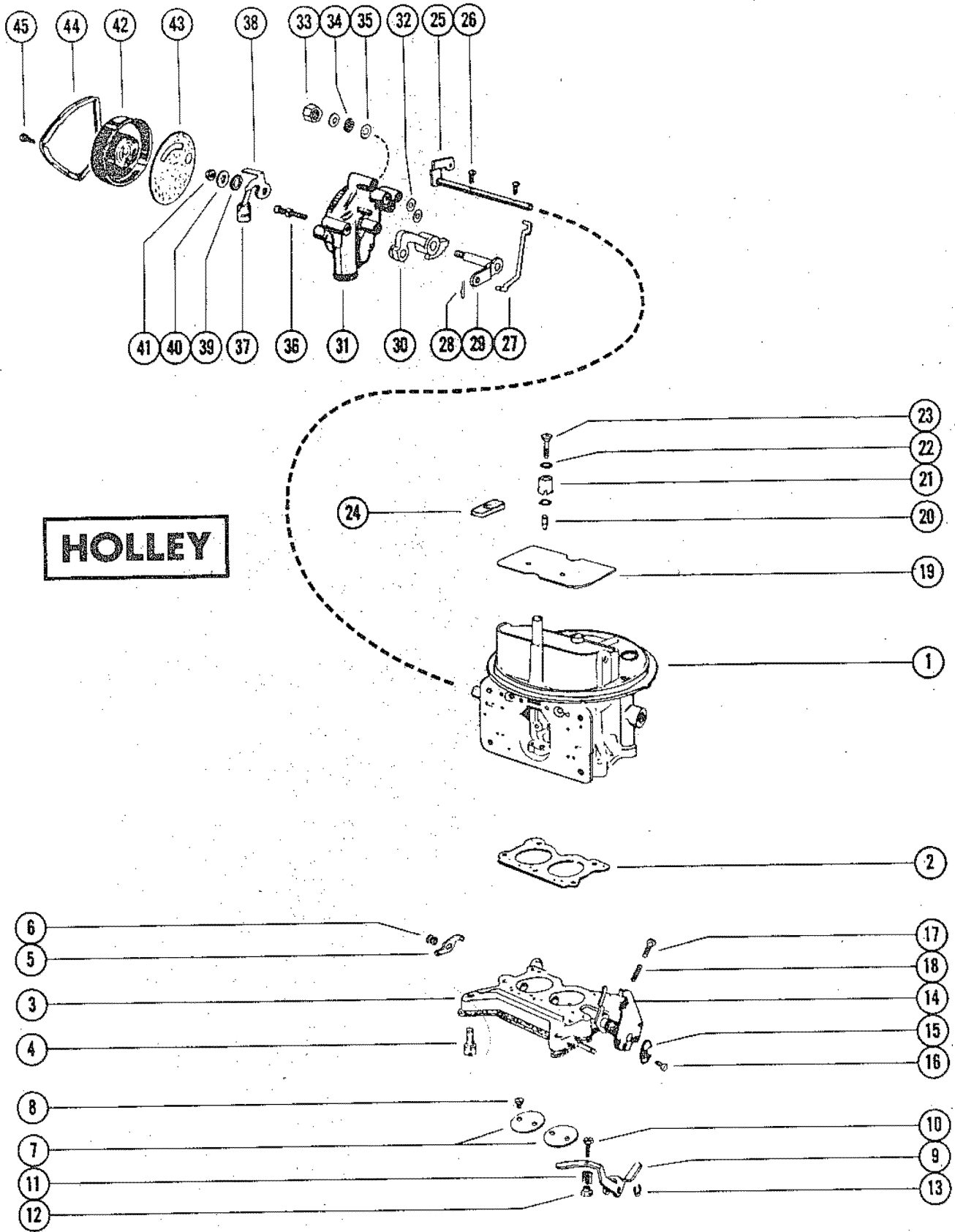
REF. NO.	PART NO.	SYM.	QTY.	DESCRIPTION
1	1356-4642		1	CARBURETOR ASSEMBLY, COMPLETE(SEE NOTE)
2		❖	1	GASKET, THROTTLE BODY
3	1396-4646		1	THROTTLE BODY ASSEMBLY
4	1396-4128		5	SCREW, THROTTLE BODY ATTACHING
5	1396-4144		1	LEVER, STOP
6	1396-4131		1	SCREW, STOP LEVER ATTACHING
7	1396-4645		2	VALVE, THROTTLE
8		□	4	SCREW, THROTTLE VALVE ATTACHING
9	1396-4155		1	LEVER, FUEL PUMP ACTUATING
10	1396-4133		1	SCREW, PUMP LEVER ADJUSTING
11	1396-4105		1	SPRING, PUMP LEVER ADJUSTING SCREW
12	1396-4089		1	NUT, PUMP LEVER ADJUSTING SCREW
13		□	1	RETAINER, PUMP LEVER
14	N.S.S.		1	ROD, PRIMARY(NOT SOLD SEPARATELY)
15	1396-4143		1	CAM, FUEL PUMP
16	1396-4135		1	SCREW, PUMP CAM ATTACHING
17	1396-4123		1	SCREW, THROTTLE STOP
18	01396-410		1	SPRING, THROTTLE STOP SCREW
19	1396-4116		1	VALVE, CHOKE
20		□	1	VALVE, PUMP DISCHARGE
21		□	1	NOZZLE, PUMP DISCHARGE
22		❖	2	GASKET, DISCHARGE NOZZLE
23	1396-4138		1	SCREW, DISCHARGE NOZZLE
24		❖	1	SEAL, CHOKE LINK
25	1396-4643		1	CHOKE SHAFT AND LEVER ASSEMBLY
26		□	2	SCREW, CHOKE VALVE TO CHOKE SHAFT
27	1396-4145		1	LINK, CHOKE
28		□	1	CLIP, CHOKE LINK
29	1396-4119		1	SHAFT ASSEMBLY, CHOKE HOUSING
30	1396-4118		1	LEVER, PICK-UP - FAST IDLE
31	1396-4649		1	HOUSING ASSEMBLY, CHOKE
32		❖	2	GASKET, CHOKE HOUSING
33	1396-4647A1		1	NUT ASSEMBLY, VENT - CHOKE HOUSING INCLUDES REFERENCE #34 AND 35
36	1396-4130		3	SCREW, CHOKE HOUSING ATTACHING
37	1396-4121		1	LINK AND PISTON ASSEMBLY
38	1396-4120		1	LEVER, CHOKE THERMOSTAT
39	1396-4142		1	SPACER, CHOKE LEVER
40	1396-4147		1	LOCKWASHER, CHOKE LEVER

❖ = COMPONENT OF CARBURETOR GASKET SET (1396-4655)

□ = COMPONENT OF CARBURETOR REPAIR KIT (1396-4656)

CONTINUED ON NEXT PAGE ➡

CARBURETOR ASSEMBLY (HOLLEY)



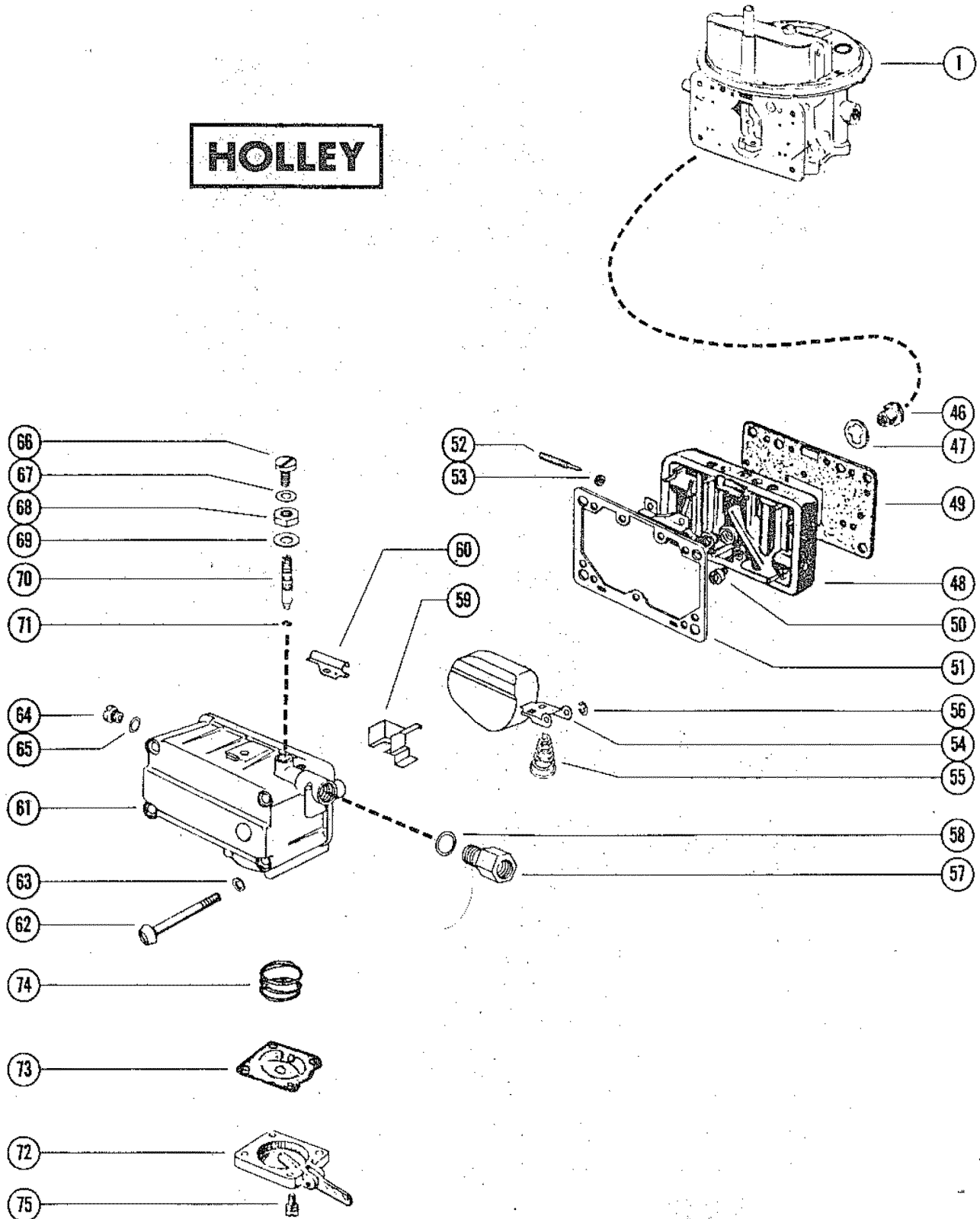
CARBURETOR ASSEMBLY (HOLLEY)

REF. NO.	PART NO.	SYM.	QTY.	DESCRIPTION
41	1396-4141		1	NUT, CHOKE LEVER
42	1396-4148		1	HOUSING ASSEMBLY, THERMOSTAT
43		❖	1	GASKET THERMOSTAT HOUSING
44	1396-4149		1	CLAMP, THERMOSTAT HOUSING
45	1396-4122		3	SCREW, THERMOSTAT HOUSING ATTACHING

❖ = COMPONENT OF CARBURETOR GASKET SET (1396-4655)

CARBURETOR ASSEMBLY (HOLLEY)

HOLLEY



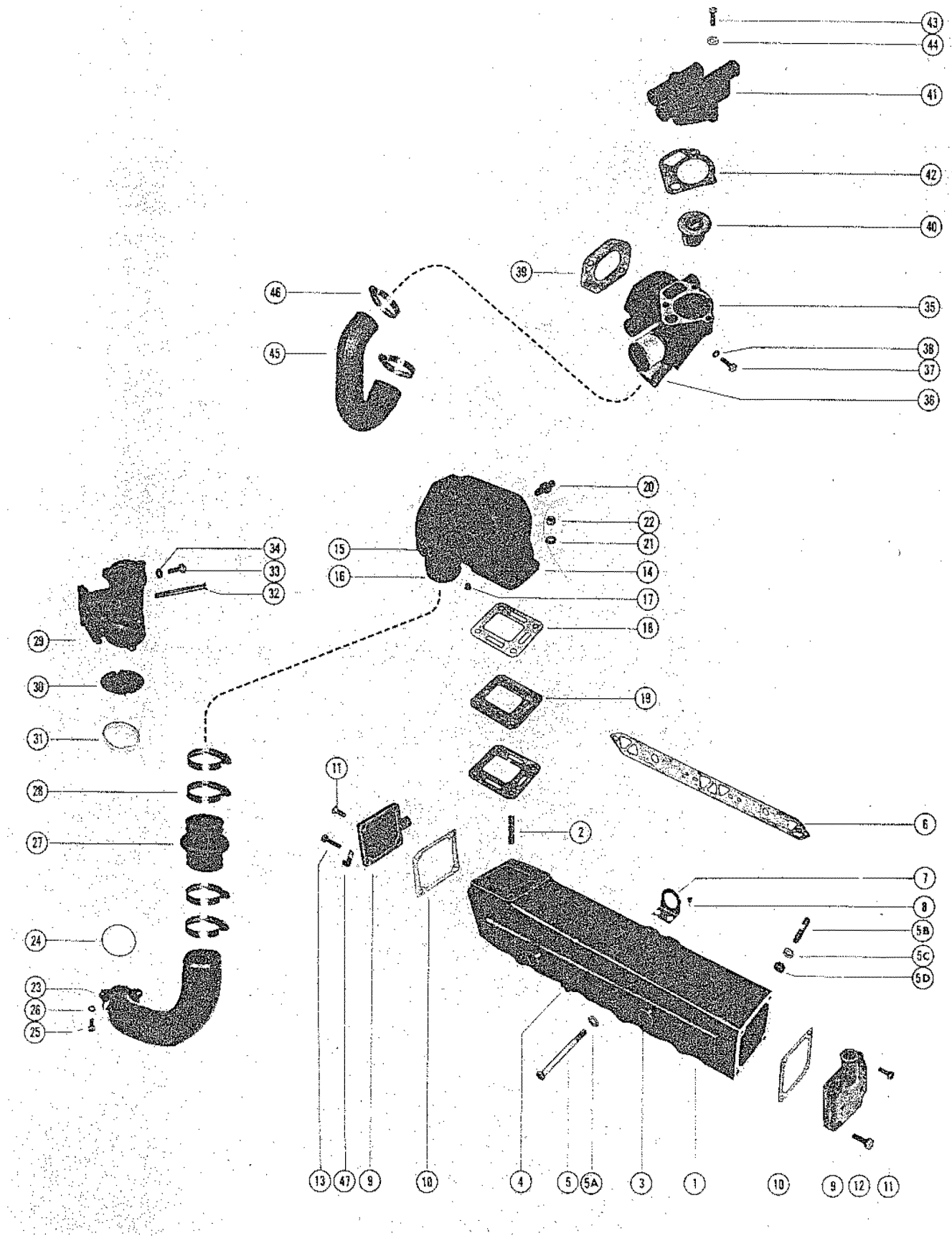
CARBURETOR ASSEMBLY (HOLLEY)

REF. NO.	PART NO.	SYM.	QTY.	DESCRIPTION
46		□	1	POWER VALVE ASSEMBLY
47		❖	1	GASKET, POWER VALVE
48	1396-4651		1	METERING BODY
49		❖	1	GASKET, METERING BODY
50	1396-4648		2	MAIN JET
51		❖	1	GASKET, FUEL BOWL
52		□	2	NEEDLE, IDLE ADJUSTING
53		❖	2	SEAL, IDLE ADJUSTING NEEDLE
54	1396-4088		1	FLOAT ASSEMBLY
55	1396-4104		1	SPRING, FLOAT
56		□	1	RETAINER, FLOAT
57	1396-4090		1	FITTING, FUEL INLET
58		❖	1	GASKET, FUEL INLET FITTING
59	1396-4152		1	BAFFLE, FUEL BOWL
60	1396-4151		1	BAFFLE, METERING BODY
61	1396-4650		1	FUEL BOWL ASSEMBLY
62	1396-4126		4	SCREW, FUEL BOWL ATTACHING
63		❖	4	GASKET, FUEL BOWL SCREW
64	1396-4344		1	PLUG, CHECK - FUEL LEVEL
65		❖	1	GASKET, FUEL LEVEL CHECK PLUG
66	1396-4137		1	SCREW, LOCKING - FUEL VALVE SEAT
67		❖	1	GASKET, VALVE SEAT LOCKING SCREW
68	1396-4140		1	NUT, ADJUSTING - FUEL VALVE
69		❖	1	GASKET, VALVE SEAT ADJUSTING NUT
70		□	1	FUEL VALVE ASSEMBLY
71		❖	1	"O" RING, FUEL VALVE
72	1396-4097		1	COVER, FUEL PUMP
73		□	1	DIAPHRAGM ASSEMBLY
74	1396-4103		1	SPRING, DIAPHRAGM RETURN
75	1396-4644		4	SCREW, FUEL PUMP COVER ATTACHING
-	1396-4655		1	GASKET KIT
-	1396-4656		1	REPAIR KIT

❖ = COMPONENT OF CARBURETOR GASKET SET (1396-4655)

□ = COMPONENT OF CARBURETOR REPAIR KIT (1396-4656)

EXHAUST MANIFOLD AND EXHAUST ELBOW



EXHAUST MANIFOLD AND EXHAUST ELBOW

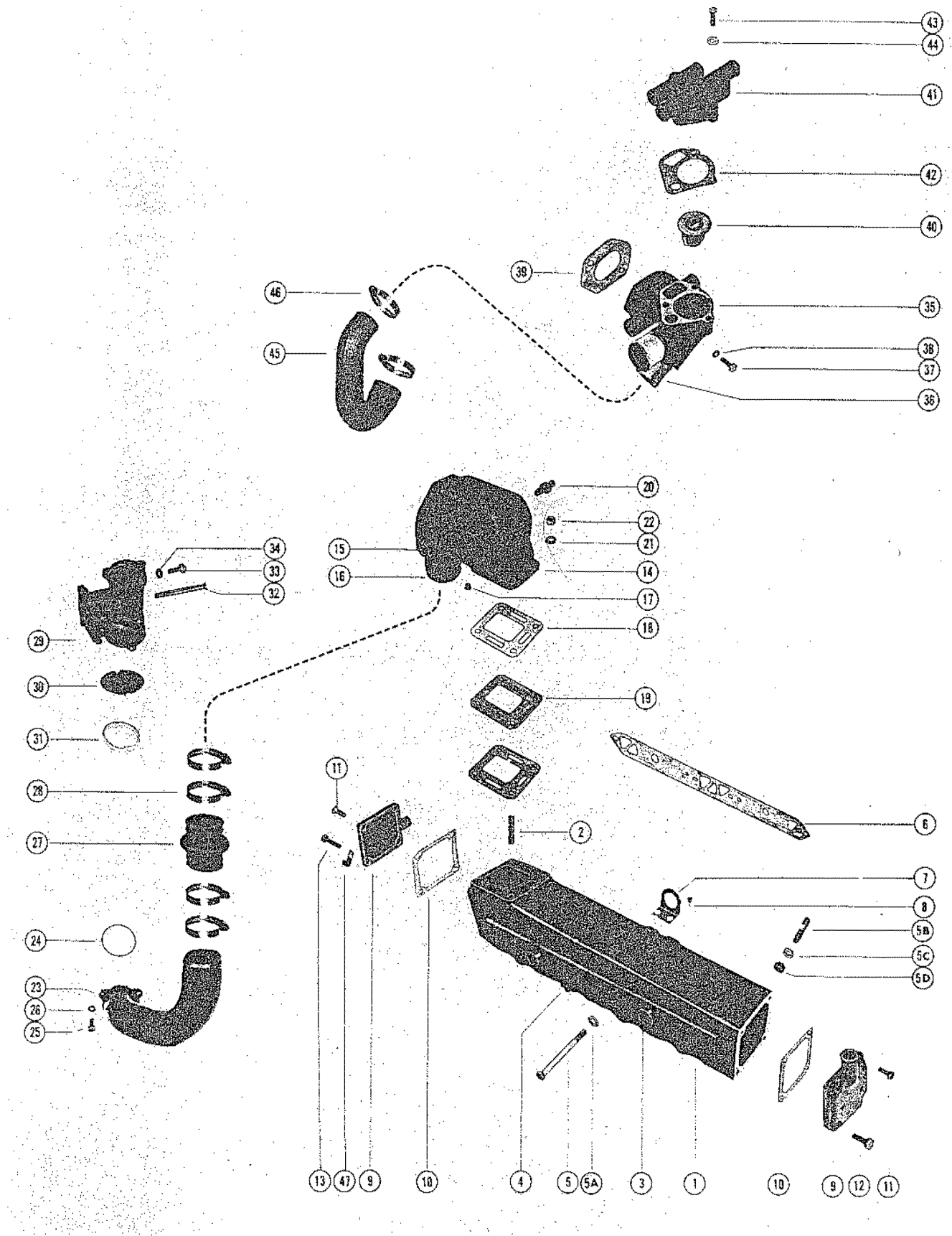
REF. NO.	PART NO.	SYM.	QTY.	DESCRIPTION
1	54100A5		1	EXHAUST MANIFOLD ASSEMBLY, PORT SERIAL 00000000-03975694
	54099A5		1	EXHAUST MANIFOLD ASSEMBLY, STARBOARD SERIAL 00000000-03975694
2	16-49545		8	STUD, EXHAUST MANIFOLD TO EXHAUST ELBOW (1 3/4") SERIAL 00000000-03975694
3	22-48118		2	PLUG, EXHAUST MANIFOLD SERIAL 00000000-03975694
4	22-32802		2	PLUG, PIPE - EXHAUST MANIFOLD SERIAL 00000000-03975694
5	10-37612		16	SCREW, EXHAUST MANIFOLD TO CYL. HEAD (1 1/4") SERIAL 00000000-03975694
5A	13-35048		16	WASHER, EXHAUST MANIFOLD SCREW SERIAL 00000000-03975694
1	65604A4		1	EXHAUST MANIFOLD ASSEMBLY, PORT SERIAL 03975695-09999999
	65603A4		1	EXHAUST MANIFOLD ASSEMBLY, STARBOARD SERIAL 03975695-09999999
2	16-49545		8	STUD, EXHAUST MANIFOLD TO EXHAUST ELBOW (1 3/4") SERIAL 03975695-09999999
4	22-32802		2	PLUG, PIPE - EXHAUST MANIFOLD SERIAL 03975695-09999999
5B	16-49545		8	STUD, EXHAUST MANIFOLD TO CYL. HEAD (1 3/4") SERIAL 03975695-09999999
	16-6547		8	STUD, EXHAUST MANIFOLD TO CYL. HEAD (3 1/16") SERIAL 03975695-09999999
5C	13-35048		16	WASHER, EXHAUST MANIFOLD STUD SERIAL 03975695-09999999
5D	11-49838		16	NUT, EXHAUST MANIFOLD STUD SERIAL 03975695-09999999
6	27-54566		2	GASKET, EXHAUST MANIFOLD TO CYLINDER HEAD SERIAL 00000000-00166999
	27-73866	■ ■	2	GASKET, EXHAUST MANIFOLD TO CYLINDER HEADD SERIAL 00467000-09999999
7	54-54509		2	EYE, LIFTING - EXHAUST MANIFOLD
8	10-26801		4	SCREW, LIFTING EYE ATTACHING (5/8") SERIAL 00000000-00324667
	10-26801		2	SCREW, LIFTING EYE ATTACHING (5/8") SERIAL 03245668-03465227
	10-27165		2	SCREW, LIFTING EYE ATTACHING (3/4") SERIAL 03245668-03465227
	1026801		4	SCREW, LIFTING EYE ATTACHING (5/8") SERIAL 03465228-09999999
9	60252		4	END CAP/CONNECTOR, EXHAUST MANIFOLD
10	27-48043	■	4	GASKET, END CAP/CONNECTOR TO EXHAUST MANIFOLD
11	10-35386		12	SCREW, END CAP/CONNECTOR TO EXHAUST MANIFOLD (1")
12	10-53016		4	SCREW, END CAP/CONNECTOR TO EXHAUST MANIFOLD (1 1/4")

■ = COMPONENT OF GASKET SET, EXHAUST MANIFOLD (27-54566A1)

■ = COMPONENT OF GASKET SET, INT. MANIFOLD & CYL. HEAD (27-56110A1)

CONTINUED ON NEXT PAGE ➡

EXHAUST MANIFOLD AND EXHAUST ELBOW



EXHAUST MANIFOLD AND EXHAUST ELBOW

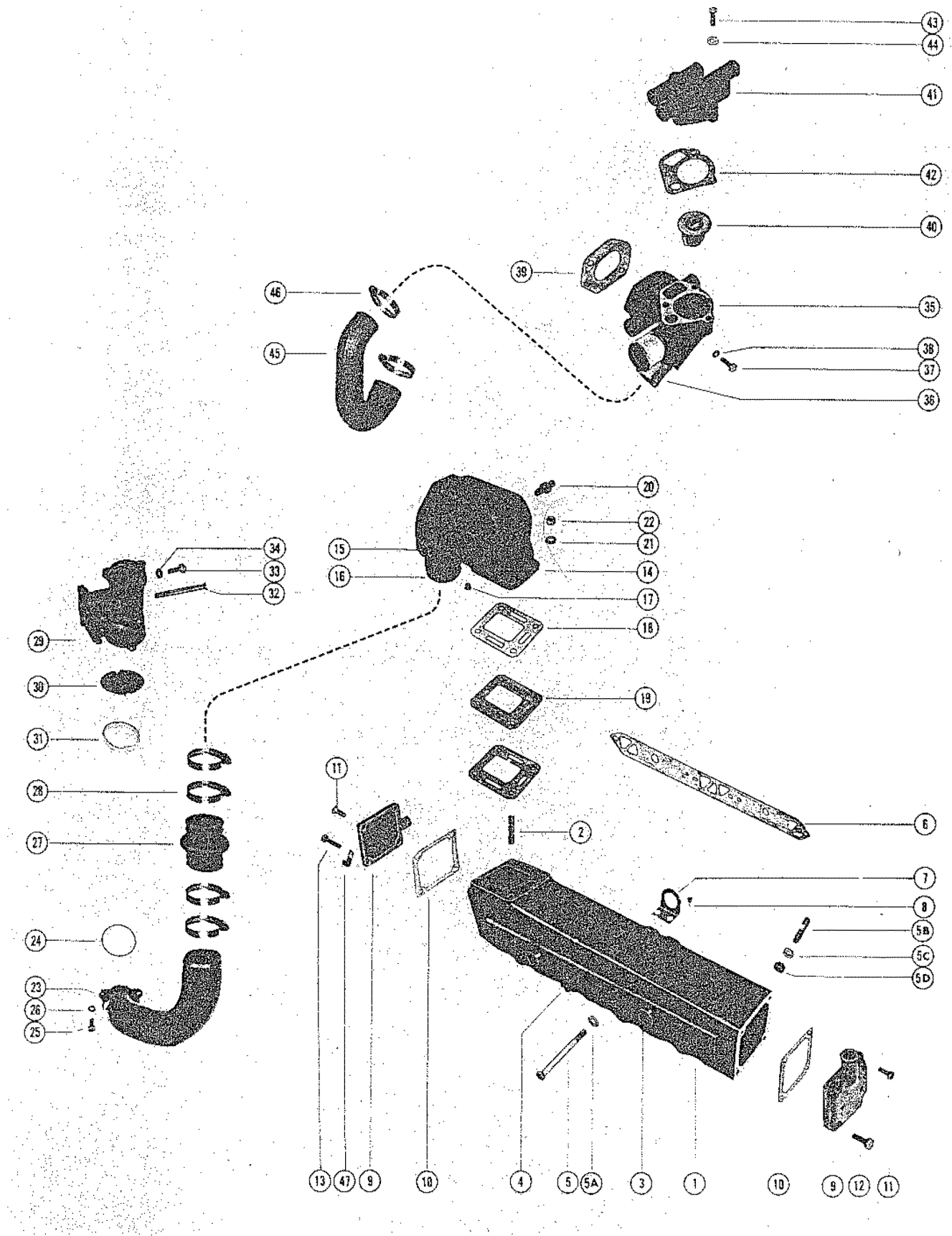
REF. NO.	PART NO.	SYM.	QTY.	DESCRIPTION
13	10-31984		2	SCREW, END CAP/CONNECTOR TO EXHAUST MANIFOLD (1 3/8")
14	60426A1		2	EXHAUST ELBOW ASSEMBLY SERIAL 00000000-04612109
	76351A1		2	EXHAUST ELBOW ASSEMBLY SERIAL 04612110-09999999
15	22-33198		8	PLUG, EXHAUST ELBOW
16	32-58616A1		2	TUBE ASSEMBLY, WATER SEPARATION SERIAL 00000000-04612109
17	22-32802		2	PLUG, PIPE - EXHAUST ELBOW
18	27-52076	■	4	GASKET, EXHAUST ELBOW TO EXHAUST MANIFOLD
19	60207		2	PLATE, EXHAUST ELBOW TO EXHAUST MANIFOLD
20	22-45084		2	FITTING, HOSE - EXHAUST ELBOW
21	13-37459		8	LOCKWASHER, EXHASUT ELBOW TO EXHAUST MANIFOLD STUD
22	11-49838		8	NUT, EXHAUST ELBOW TO EXHAUST MANIFOLD STUD
23	59824		2	ELBOW, EXHAUST SERIAL 00000000-04166999
	73738		2	ELBOW, EXHAUST SERIAL 04167000-09999999
24	25-35029		2	"O" RING, EXHAUST ELBOW TO TRANSOM PLATE
25	10-60992		6	SCREW, EXHAUST ELBOW TO EXHAUST SEPARATOR (1 1/4")
26	13-35048		6	LOCKWASHER, EXHAUST ELBOW SCREW
27	53821		2	BELLOWS, EXHAUST ELBOW SERIAL 00000000-04166999
27	54-33683		8	CLAMP, BELLOWS TO EXHAUST ELBOW SERIAL 00000000-04166999
27	70981		2	BELLOWS, EXHAUST ELBOW - TAPERED SERIAL 04167000-09999999
28	54-31765		4	CLAMP, BELLOW TO EXHAUST ELBOW (5") SERIAL 04167000-09999999
	54-33683		4	CLAMP, BELLOW TO EXHAUST (4") SERIAL 04167000-09999999
29	59825		1	SEPARATOR, EXHAUST
30	60930		2	SHUTTER, WATER EXHAUST SEPARATOR
31	60931		2	RETAINER, WATER SHUTTER
32	10-60835		1	SCREW, EXHAUST SEPARATOR TO GIMBAL HOUSING (5")
33	10-37612		4	SCREW, EXHAUST SEPARATOR TO GIMBAL HOUSING (1 1/4")
34	13-35048		5	LOCKWASHER, EXHAUST SEPARATOR SCREW
35	60783A3		1	THERMOSTAT HOUSING ASSEMBLY SERIAL 00000000-03465227
	63588A1		1	THERMOSTAT HOUSING ASSEMBLY SERIAL 03465228-09999999
36	23-54476		1	SLEEVE, THERMOSTAT HOUSING
37	10-54523		1	SCREW, HOUSING TO INTAKE MANIFOLD (1") - ALLEN HEAD
	10-35386		1	SCREW, HOUSING TO INTAKE MANIFOLD (1")
38	12-20084		2	WASHER, THERMOSTAT HOUSING SCREW
39	27-54506	■	1	GASKET, THERMOSTAT HOUSING
40	59137		1	THERMOSTAT

■ = COMPONENT OF GASKET SET, EXHAUST MANIFOLD (27-54566A1)

■ = COMPONENT OF GASKET SET, INT. MANIFOLD & CYL. HEAD (27-56110A1)

CONTINUED ON NEXT PAGE ➡

EXHAUST MANIFOLD AND EXHAUST ELBOW



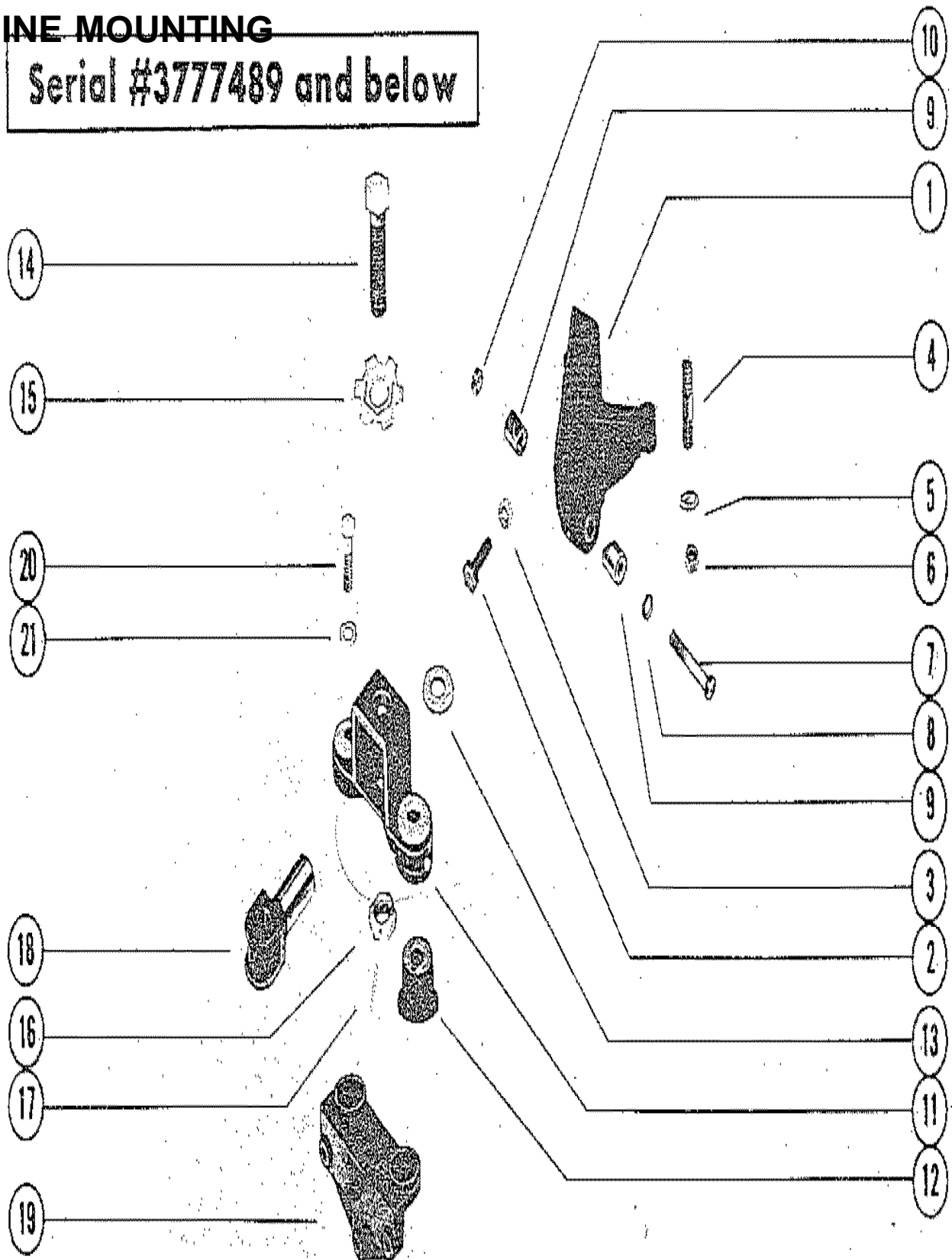
EXHAUST MANIFOLD AND EXHAUST ELBOW

REF. NO.	PART NO.	SYM.	QTY.	DESCRIPTION
41	59498		1	COVER, THERMOSTAT SERIAL 00000000-03245667
	62898		1	COVER, THERMOSTAT SERIAL 03245668-09999999
42	27-60208	■	1	GASKET, THERMOSTAT COVER
43	10-24234		3	SCREW, THERMOSTAT COVER TO THERMOSTAT HOUSING (1")
44	1339107		3	LOCKWASHER, THERMOSTAT HOUSING SCREW
45	32-54570		1	HOSE, THERMOSTAT HOUSING TO WATER PUMP
46	54-32781		2	CLAMP, HOSE TO THERMOSTAT HOUSING AND WATER PUMP
47	54-65308		1	CLIP, HOSE TO MANIFOLD SERIAL 03465228-09999999

■ = COMPONENT OF GASKET SET, INT. MANIFOLD & CYL. HEAD (27-56110A1)

ENGINE MOUNTING

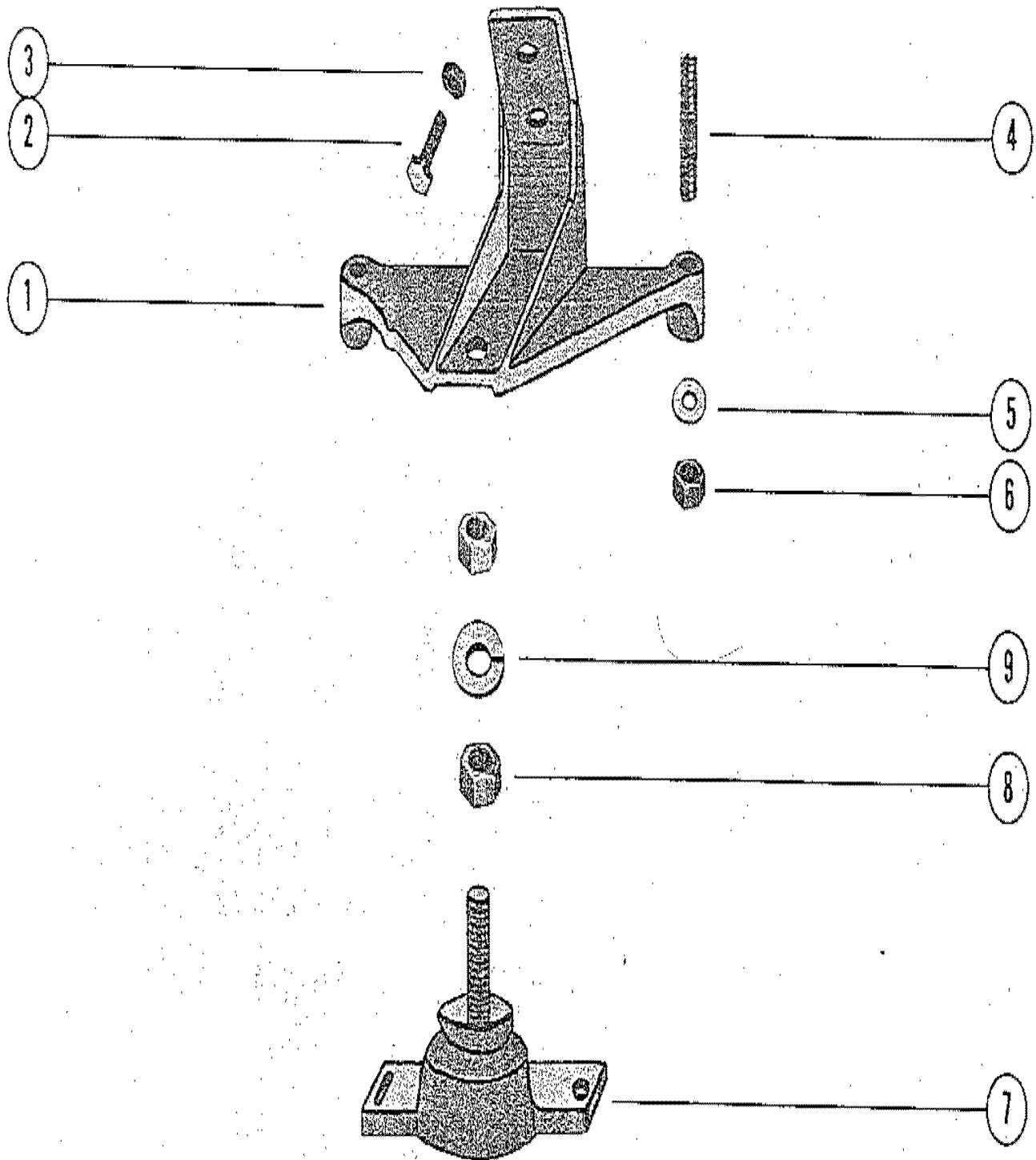
Serial #3777489 and below



ENGINE MOUNTING

REF. NO.	PART NO.	SYM.	QTY.	DESCRIPTION
1	61413		1	BRACKET, MOUNTING (FRONT - STARBOARD) SERIAL 00000000-03245667
	54463		1	BRACKET, MOUNTING (FRONT - PORT) SERIAL 00000000-03245667
	61854		1	BRACKET, MOUNTING (FRONT - PORT AND STARBOARD) SERIAL 03245668-09999999
2	10-30155		2	SCREW, ADJUSTING - MOUNTING BRACKET SERIAL 03245668-09999999
3	11-22024		3	NUT, MOUNTING BRACKET SCREW SERIAL 03245668-09999999
4	16-65743		1	STUD, MOUNTING BRACKET TO BLOCK (3") STUDS (REF. NO. 4) WITH NUTS (REF. NO 6) REPLACE ORIGINAL SCREWS
	16-65737		3	STUD, MOUNTING BRACKET TO BLOCK (2-5/8") STUDS (REF. NO. 4) WITH NUTS (REF. NO 6) REPLACE ORIGINAL SCREWS
5	12-54426		4	WASHER, MOUNTING BRACKET STUD STUDS (REF. NO. 4) WITH NUTS (REF. NO 6) REPLACE ORIGINAL SCREWS
6	11-34933		4	NUT, MOUNTING BRACKET STUD STUDS (REF. NO. 4) WITH NUTS (REF. NO 6) REPLACE ORIGINAL SCREWS
7	10-47654		2	SCREW, CLAMP - ADJUSTING TRUNNION (2-3/4")
8	13-32993		2	LOCKWASHER, CLAMP ADJUSTING TRUNNION SCREW
9	54-47528		4	CLAMP, ADJUSTING TRUNNION SCREW
10	11-29553		2	NUT, CLAMP ADJUSTING TRUNNION SCREW
11	60421A2		2	BRACKET ASSEMBLY, MOUNTING - FRONG
12	60429		4	MOUNT, MOUNTING BRACKET
13	12-48611		4	WASHER, MOUNTING BRACKET
14	10-52156		2	SCREW, ADJUSTING TRUNNION (4 1/2")
15	14-48467		2	TAB WASHER, ADJUSTING TRUNNION SCREW
16	11-47525		2	NUT, JAM - ADJUSTING TRUNNION SCREW
17	17-22116		2	PIN, ROLL - JAM NUT
18	47518		2	TRUNNION, ADJUSTING - MOUNTING BRACKET
19	47986		2	BRACKET, MOUNTING - ENGINE SERIAL 00000000-03245667
20	10-48254		4	SCREW, MOUNTING BRACKET ATTACHING (2 1/8") SERIAL 00000000-03245667
21	13-31848		4	LOCKWASHER, MOUNTING BRACKET SCREW SERIAL 00000000-03245667

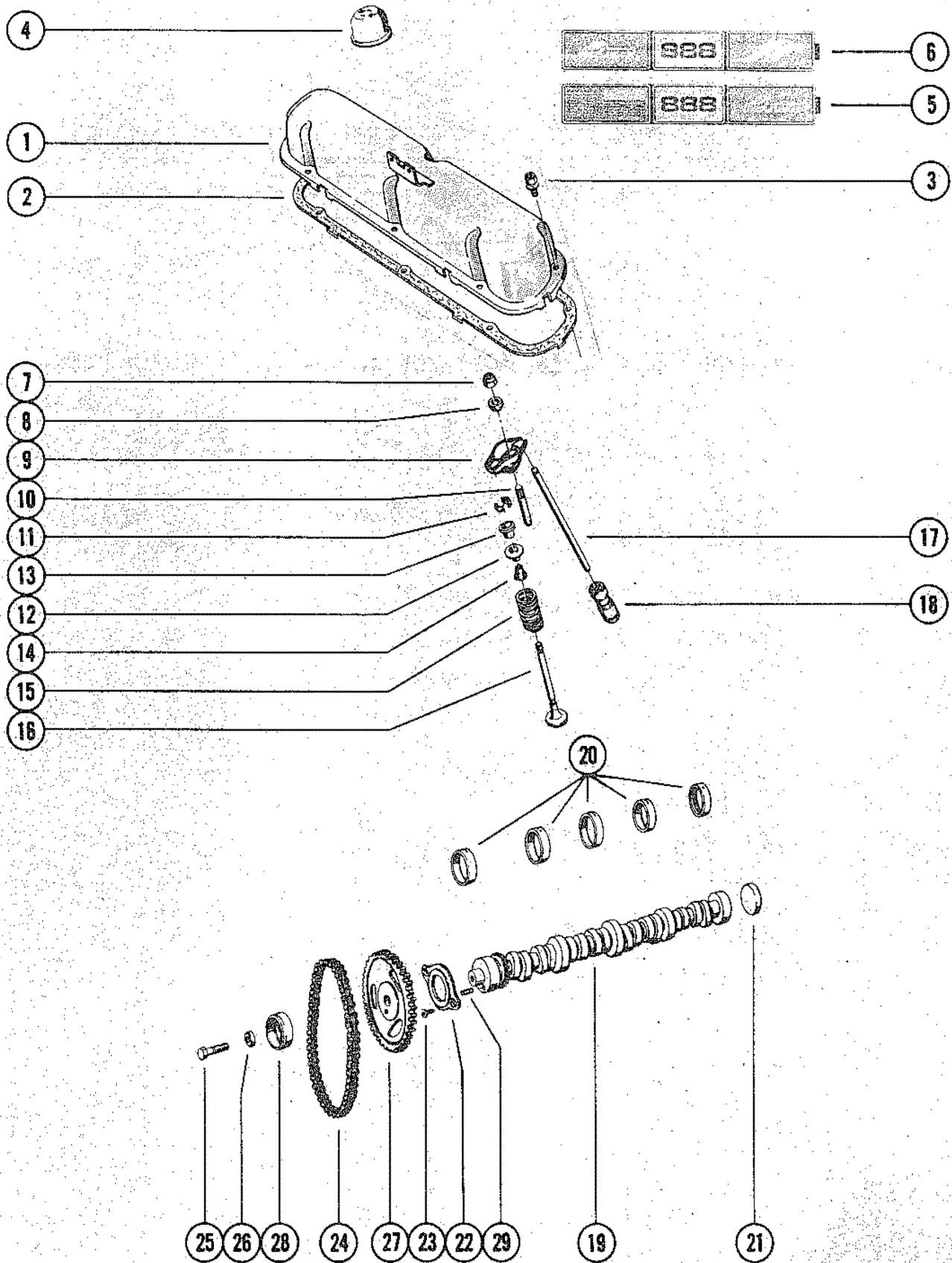
ENGINE MOUNTING



ENGINE MOUNTING

REF. NO.	PART NO.	SYM.	QTY.	DESCRIPTION
1	63499		2	BRACKET, MOUNTING - ENGINE
2	10-68743		2	SCREW, ENGINE LOCATING
3	11-22024		2	NUT, ENGINE LOCATING SCREW
4	16-65737		3	STUD, MOUNTING BRACKET TO ENGINE (2 5/8")
	16-65743		1	STUD, MOUNTING BRACKET TO ENGINE (3")
5	12-54426		4	WASHER, MOUNTING BRACKET SCREW
6	11-34933		4	NUT, MOUNTING BRACKET STUD
7	66284		2	BRACKET, MOUNTING
8	11-20739		4	NUT, JAM - MOUNTING BRACKET
9	13-68102		2	LOCKWASHER, MOUNTING BRACKET

ROCKER COVER, CAMSHAFT AND VALVES



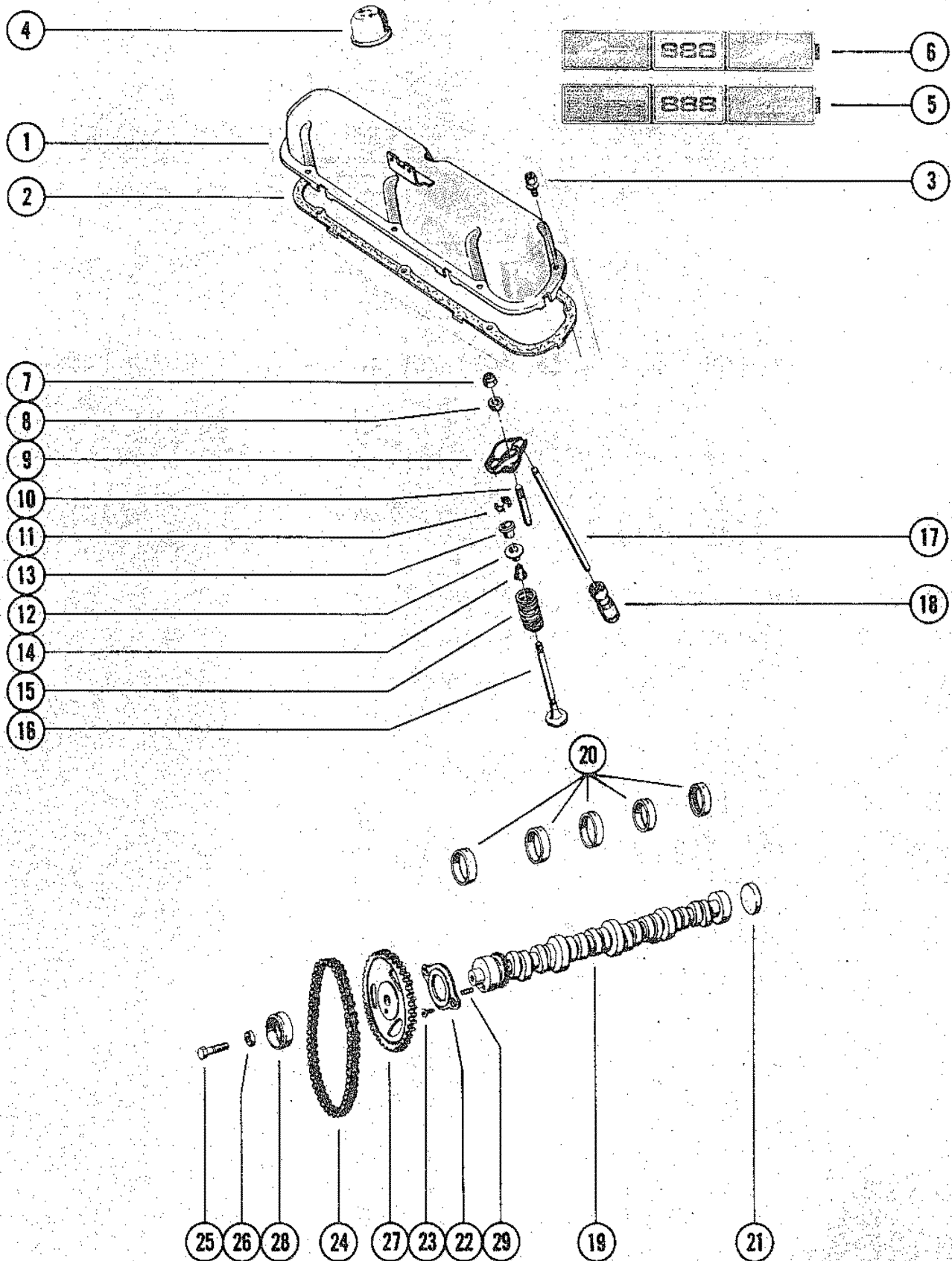
ROCKER COVER, CAMSHAFT AND VALVES

REF. NO.	PART NO.	SYM.	QTY.	DESCRIPTION
1	56156		1	COVER, ROCKER(PORT)
	56171		1	COVER, ROCKER (STARBOARD)
2	27-56173	■	2	GASKET, ROCKER COVER
3	10-60708		12	SCREW, ROCKER COVER TO CYLINDER HEAD (5/8")
4	56875		1	CAP, OIL FILLER - ROCKER COVER
-	37-61028A1		1	DECAL SET, "188 H.P." SERIAL 00000000-04612109
5	37-77264		1	DECAL, SPECIFICATIONS - PORT SERIAL 04612110-09999999
6	37-77249		1	DECAL, WAVES - STARBOARD SERIAL 04612110-09999999
7	11-56167		16	NUT, ROCKER ARM STUD
8	56166		16	BALL, ROCKER ARM
9	56168		16	ARM, ROCKER
10	16-56164		16	STUD, ROCKER ARM - CYLINDER HEAD (STANDARD)
	16-58424		AR	STUD, ROCKER ARM - CYLINDER HEAD (.006 O.S.)
	16-58243		AR	STUD, ROCKER ARM - CYLINDER HEAD (.015 O.S.)
11	28-56162		32	KEY, VALVE STEM (2 PER VALVE)
12	56160		16	RETAINER, VALVE SPRING - INLET AND EXHAUST SERIAL 00000000-04615129
	72561		8	RETAINER, VALVE SPRING - INLET SERIAL 04615130-09999999
	75623		8	RETAINER, VALVE SPRING - EXHAUST SERIAL 04615130-09999999
13	56161		16	SLEEVE, RETAINER - INLET AND EXHAUST SERIAL 00000000-04166999
	72562		16	SLEEVE, RETAINER - INLET AND EXHAUST (SERIAL 04167000-09999999
14	26-72564		16	SEAL, VALVE (USE WITH STANDARD SIZE VALVES) SERIAL 00000000-04615129
	26-58094	■	AR	SEAL, VALVE (USE WITH .015 O.S. VALVES) SERIAL 00000000-04615129
	26-75624		16	SEAL, VALVE (SERIAL #4615130 AND UP)
15	24-56159		16	SPRING, VALVE (INLET-ALL MODELS) EXHAUST-SERIAL #4615129 AND BELOW
	24-75619		8	SPRING, VALVE-EXHAUST SERIAL 04615130-09999999
16	56154		8	VALVE, EXHAUST (STANDARD) SERIAL 00000000-04166999
	56155		AR	VALVE, EXHAUST (.015 O.S.) SERIAL 00000000-04166999
	956157		8	VALVE, INLET (STANDARD) SERIAL 00000000-04166999
	56158		AR	VALVE, INLET (.015 O.S.) SERIAL 00000000-04166999
	71777		8	VALVE, EXHAUST (STANDARD) SERIAL 04167000-04615129
	71778		AR	VALVE, EXHAUST (.015 O.S.) SERIAL 04167000-04615129
	75621		8	VALVE, EXHAUST (STANDARD) SERIAL 04615130-09999999
	75622		AR	VALVE, EXHAUST (.015 O.S.) SERIAL 04615130-09999999
	71779		8	VALVE, INLET (STANDARD) SERIAL 04167000-09999999
	72560		AR	VALVE, INLET (.015 O.S.) SERIAL 04167000-09999999
17	56169		16	ROD, PUSH SERIAL 00000000-03833159

■ = COMPONENT OF GASKET SET, INT. MANIFOLD & CYL. HEAD (27-56110A1)

CONTINUED ON NEXT PAGE ➡

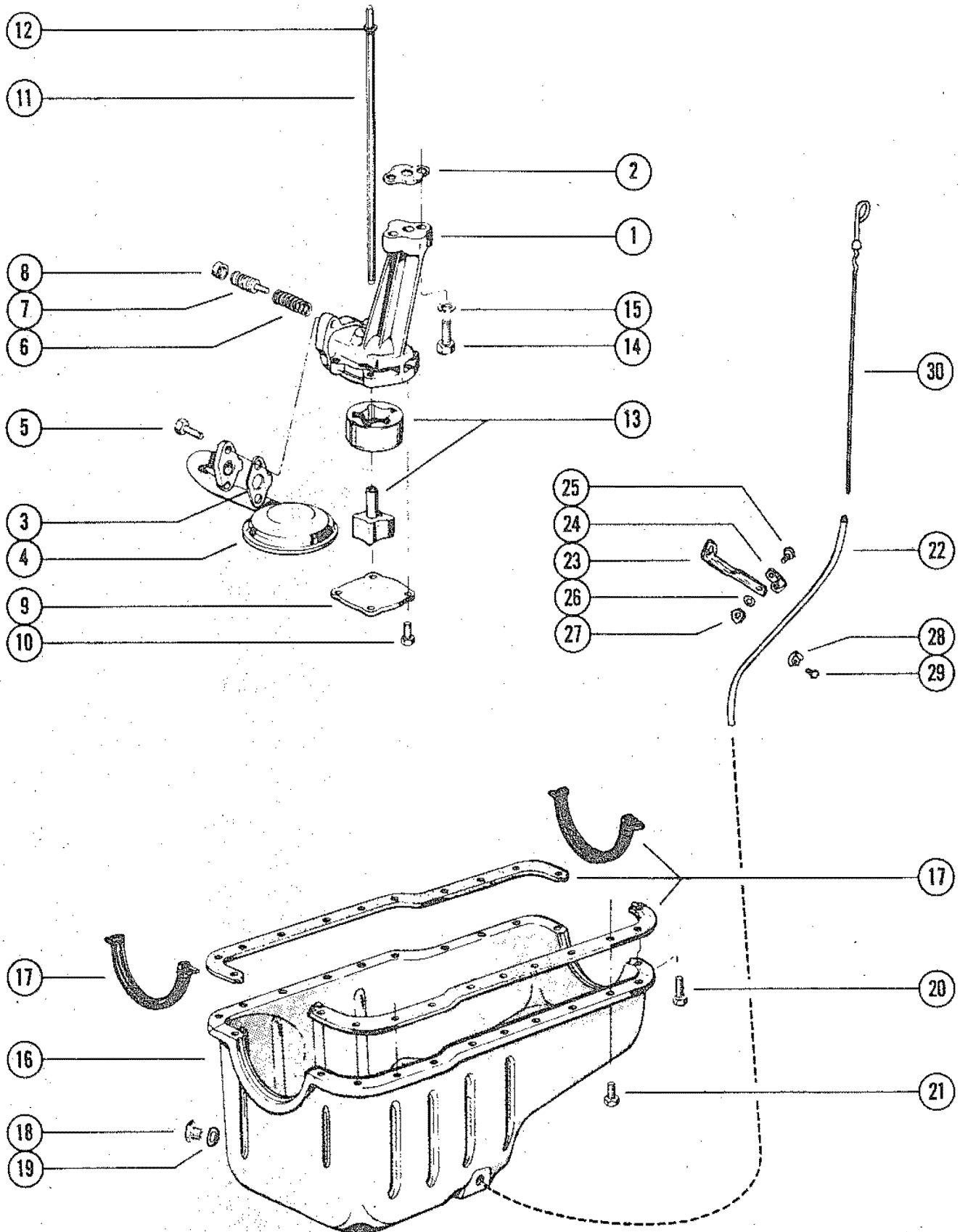
ROCKER COVER, CAMSHAFT AND VALVES



ROCKER COVER, CAMSHAFT AND VALVES

REF. NO.	PART NO.	SYM.	QTY.	DESCRIPTION
17	64784		16	ROD, PUSH SERIAL 03833160-04166999
	71686		16	ROD, PUSH SERIAL 04167000-04615129
18	56153		16	LIFTER, HYDRULIC - TAPPET
19	447-4062		1	CAMSHAFT
20	23-56124		1	BEARING SET, CAMSHAFT
21	19-56128		1	PLUG, EXPANSION-CAMSHAFT BEARING HOLE
22	56130		1	PLATE, THRUST-CAMSHAFT (STANDARD)
	56131		AR	PLATE, THRUST - CAMSHAFT (.002 O.S.)
	56132		AR	PLATE, THRUST - CAMSHAFT (.004 O.S.)
23	10-56133		2	SCREW, THRUST PLATE TO CYLINDER BLOCK (5/8")
24	56129		1	CHAIN, TIMING
25	10-56138		2	SCREW, ECCENTRIC AND SPROCKET TO CAMSHAFT (1 1/2")
26	12-56136		1	WASHER, ECCENTRIC AND SPROCKET SCREW
27	43-56126		1	SPROCKET, CAMSHAFT TIMING (42 TEETH) SEE NOTE
28	56137		1	ECCENTRIC, CAMSHAFT (FUEL PUMP DIRVE) - 1 PIECE SEE NOTE
29	17-66176		1	PIN, DOWEL - CAMSHAFT SEE NOTE
27	43-66177A1		1	SPROCKET ASS'Y, CAMSHAFT TIMING (42 TEETH) SEE NOTE
28	66178A1		1	ECCENTRIC ASS'Y, CAMSHAFT (FUEL PUMP DRIVE) - 2 PIECE SEE NOTE
29	17-66180		1	PIN, DOWEL - CAMSHAFT SEE NOTE

OIL PUMP AND OIL PAN

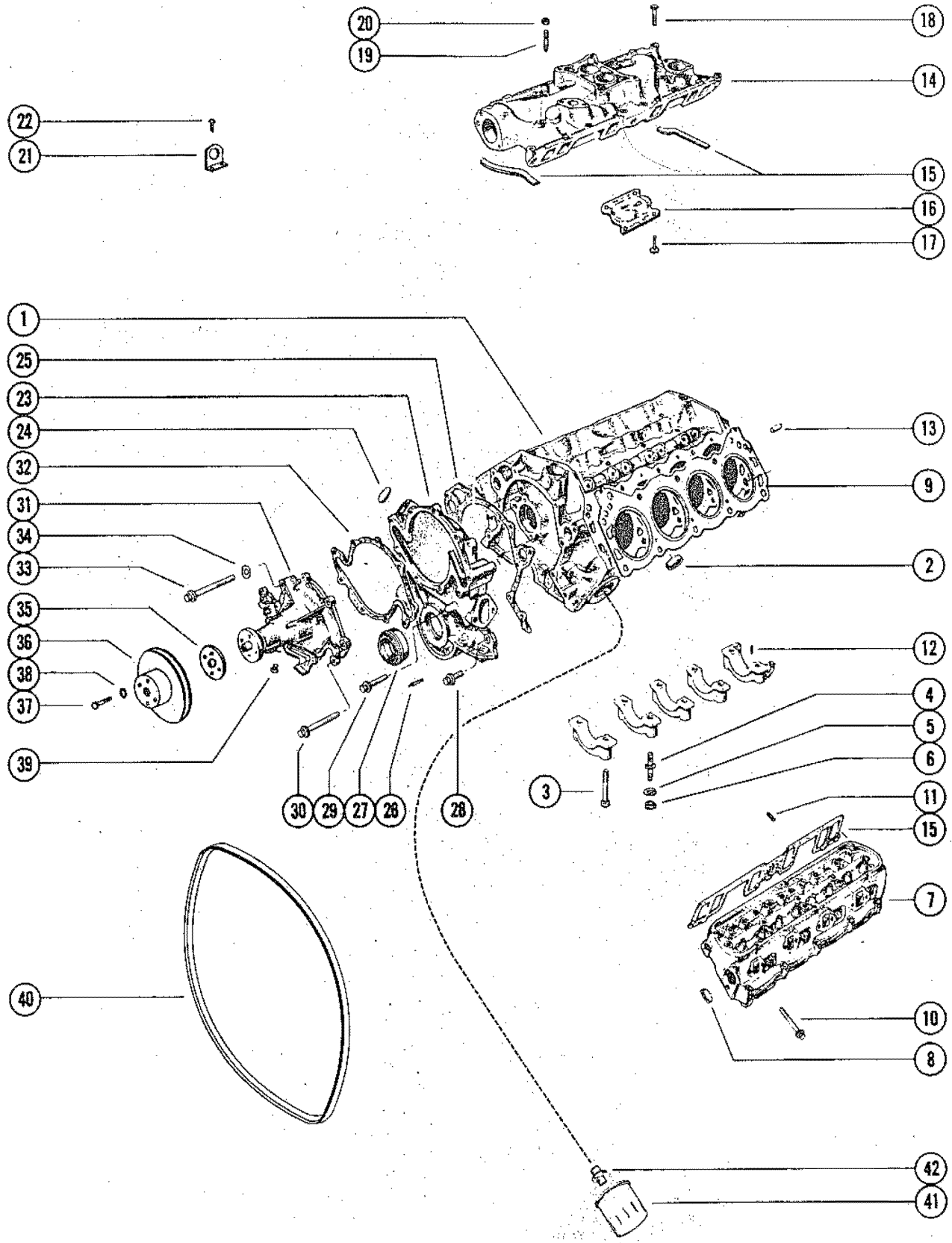


OIL PUMP AND OIL PAN

REF. NO.	PART NO.	SYM.	QTY.	DESCRIPTION
1	56174		1	OIL PUMP ASSEMBLY
2	27-56861		1	GASKET, OIL PUMP
3	27-56859	◇	1	GASKET, OIL PUMP SCREEN
4	56856		1	SCREEN, OIL PUMP
5	10-56858		2	SCREW, SCREEN TO OIL PUMP (7/8")
6	24-56864		1	SPRING, OIL PUMP RELIEF VALVE
7	56865		1	PLUNGER, OIL PUMP RELIEF VALVE
8	19-56854		1	PLUG, OIL PUMP RELIEF VALVE
9	56179		1	PLATE, OIL PUMP
10	10-56133		4	SCREW, PLATE TO OIL PUMP (5/8")
11	56855		1	SHAFT ASSEMBLY, OIL PUMP
12	53-56860		1	RING, RETAINING - OIL PUMP SHAFT
13	56178		1	ROTOR AND SHAFT, OIL PUMP
14	10-56176		2	SCREW, OIL PUMP TO CYLINDER BLOCK (1 1/4")
15	13-56177		2	LOCKWASHER, OIL PUMP SCREW
16	60711		1	OIL PAN SERIAL 00000000-04170289
	75401		1	OIL PAN SERIAL 04170290-09999999
17	27-64798		1	GASKET SET, OIL PAN
18	22-60720		1	PLUG, DRAIN - OIL PAN
19	27-60721		1	GASKET, DRANIN PLUG
20	10-56858		4	SCREW, OIL PAN TO CYLINDER BLOCK (5/16-18 X 7/8")
21	10-60708		18	SCREW, OIL PAN TO CYLINDER BLOCK (1/4-20 X 5/8")
22	60416		1	TUBE, OIL LEVEL GAUGE SERIAL 00000000-04170289
	71907		1	TUBE, OIL LEVEL GAUGE SERIAL 04170290-09999999
23	60606		1	BRACKET, OIL LEVEL GAUGE SERIAL 00000000-03975694
	70717		1	BRACKET, OIL LEVEL GAUGE SERIAL 03975695-09999999
24	54-60517		1	CLAMP, OIL LEVEL GAUGE TUBE BRACKET SERIAL 00000000-03245667
25	10-20100		1	SCREW, CLAMP ATTACHING SERIAL 00000000-03245667
26	12-26014		1	WASHER, CLAMP ATTACHING SCREW SERIAL 00000000-03245667
27	11-20190		1	NUT, CLAMP ATTACHING SCREW SERIAL 00000000-03245667
24	54-61405		1	CLAMP, OIL LEVEL GAUGE TUBE BRACKET SERIAL 03245668-09999999
25	10-21548		1	SCREW, CLAMP ATTACHING (5/8") SERIAL 03245668-09999999
26	12-29245		1	WASHER, CLAMP ATTACHING SCREW SERIAL 03245668-09999999
27	11-20361		1	NUT, CLAMP ATTACHING SCREW SERIAL 03245668-09999999
28	54-61405		1	CLIP, OIL LEVEL GAUGE TUBE
29	10-20776		1	SCREW, OIL LEVEL GAUGE TUBE CLIP TO BRACKET (1/2")
30	60599		1	GAUGE, OIL LEVEL (DIPSTICK)

◇ = COMPONENT OF GASKET SET, MISCELLANEOUS (27-56108A1)

CYLINDER BLOCK, CYLINDER HEAD AND WATER PUMP



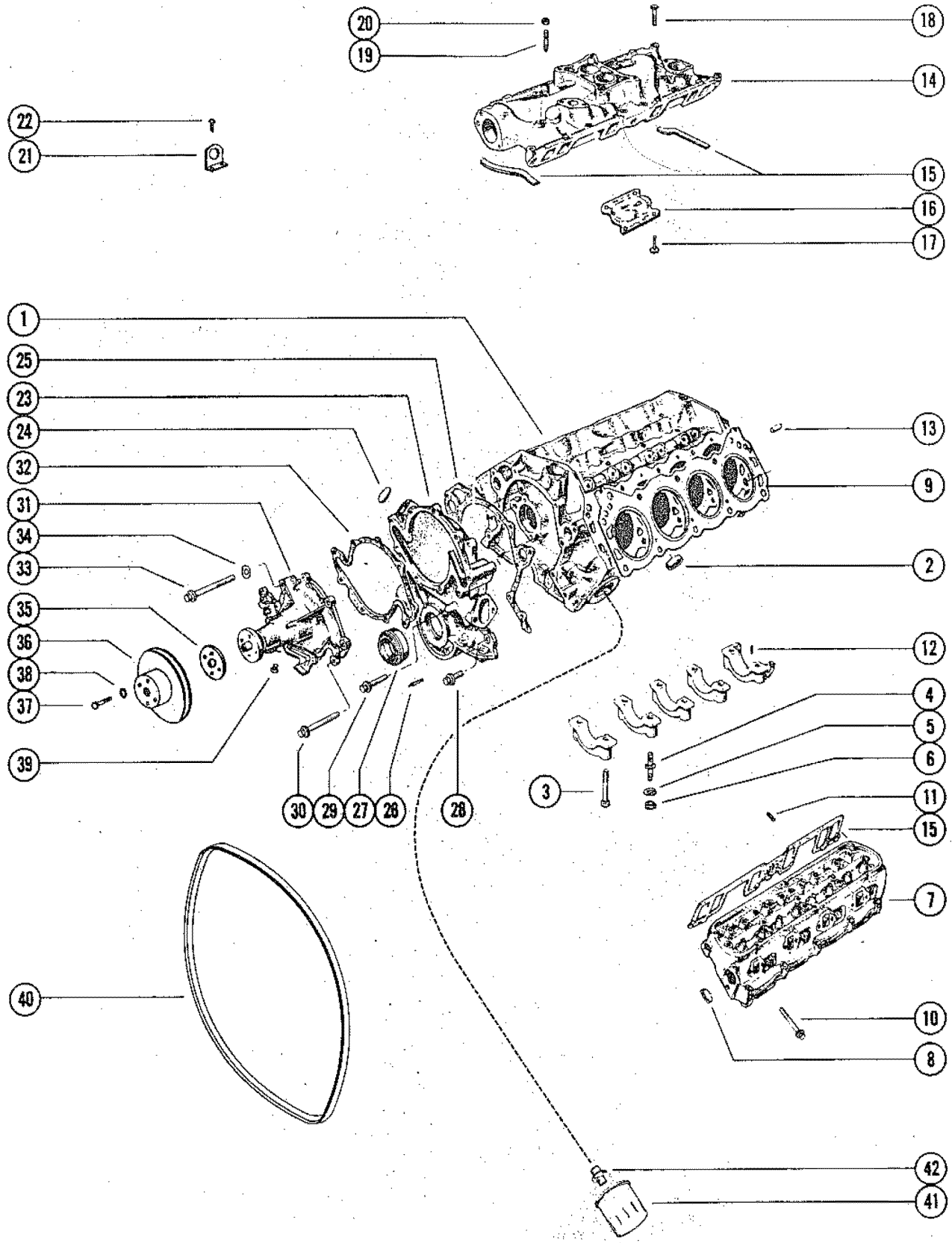
CYLINDER BLOCK, CYLINDER HEAD AND WATER PUMP

REF. NO.	PART NO.	SYM.	QTY.	DESCRIPTION
1	853-4056		1	CYLINDER BLOCK ASSEMBLY(INCLUDES BEARING CAPS) SERIAL 00000000-04615129
	8536554		1	CYLINDER BLOCK ASSEMBLY(INCLUDES BEARING CAPS) SERIAL 04615130-09999999
2	19-56102		6	PLUG, EXPANSION-CYLINDER BLOCK (1 1/2" BRASS)
-	22-64426		2	PETCOCK, DRAIN-CYLINDER BLOCK
-	22-64970		1	ADAPTOR, STARBOARD PETCOCK
-	19-60667		7	PLUG, MAIN GALLERY BLOCK (1/4-18 PIPE)
-	19-64759		4	PLUG, DRAIN-CYLINDER BLOCK (1/4")
-	19-60722		6	PLUG, CLEAN OUT HOLES (3/4-14 PIPE)
-	19-60669		3	PLUG, CUP-MAIN OIL GALLERY (FRONT)
-	19-60668		1	PLUG, OIL PASSAGE-REAR (3/4" CUP)
3	120-56146		9	BOLT, BEARING CAP TO CYL. BLK. (3 5/32")
4	16-56147		1	STUD, BEARING CAP TO BLK. (OIL PUMP SCREEN)
5	13-56177		1	LOCKWASHER, OIL PUMP SCREEN
6	11-28517		1	NUT, OIL PUMP SCREEN STUD
7	949-4057		2	CYLINDER HEAD ASSEMBLY) SERIAL 00000000-03833159
	949-5798		2	CYLINDER HEAD ASSEMBLY SERIAL 03833160-04166999
	9496358		2	CYLINDER HEAD ASSEMBLY SERIAL 04167000-04615129
	949-6555		2	CYLINDER HEAD ASSEMBLY SERIAL 04615130-09999999
8	19-56102		4	PLUG, EXPANSION-CYLINDER HEAD (1 1/2" BRASS)
	22-63028		6	PLUG, CYLINDER HEAD(3/4")
-	19-73030		4	PLUG, EXHAUST EMISSION HOLE SERIAL 04167000-09999999
9	27-56110		2	GASKET, CYLINDER HEAD SERIAL 00000000-04615129
	27-75647	■	2	GASKET, CYLINDER HEAD SERIAL 04615130-09999999
10	10-56112		10	BOLT, CYLINDER HEAD TO CYLINDER BLOCK(3 7/8") SERIAL 00000000-03833159
	10-56113		10	BOLT, CYLINDER HEAD TO CYLINDER BLOCK(2 1/4") SERIAL 00000000-03833159
	10-71681		10	BOLT, CYLINDER HEAD TO CYLINDER BLOCK(3 15/16") SERIAL 03833160-04615129
	10-71682		10	BOLT, CYLINDER HEAD TO CYLINDER BLOCK(2 15/16") SERIAL 03833160-04615129
	10-75616		10	BOLT, CYLINDER HEAD TO CYLINDER BLOCK(3 15/16") SERIAL 04615130-09999999
	10-75617		10	BOLT, CYLINDER HEAD TO CYLINDER BLOCK(2 15/16") SERIAL 04615130-09999999
11	17-60670		4	PIN, DOWELL-CYLINDER HEAD TO CYLINDER BLOCK
12	1756139		1	PIN, REAR BEARING CAP
13	1756151		2	PIN, DOWELL- CYLINDER BLOCK
14	60712		1	INTAKE
15	27-56888A2		1	GASKET SET, INT. MANIFOLD SERIAL 00000000-04466389
	27-73042		1	GASKET SET, INT. MANIFOLD) SERIAL 04466390-04615129
	27-75648	■	1	GASKET SET, INT. MANIFOLD SERIAL 04615130-09999999

■ = COMPONENT OF GASKET SET, INT. MANIFOLD & CYL. HEAD (27-56110A1)

CONTINUED ON NEXT PAGE ➡

CYLINDER BLOCK, CYLINDER HEAD AND WATER PUMP

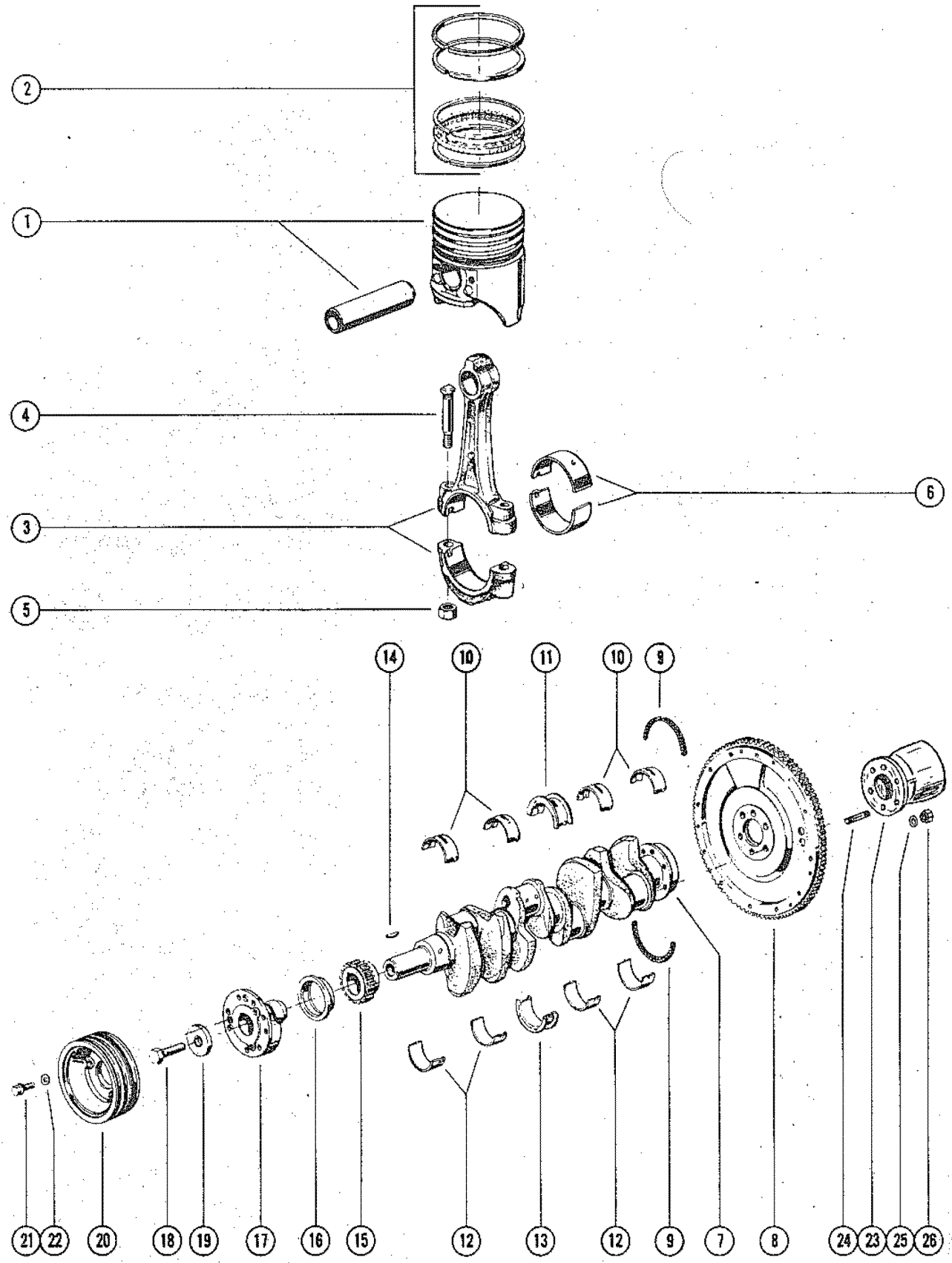


CYLINDER BLOCK, CYLINDER HEAD AND WATER PUMP

REF. NO.	PART NO.	SYM.	QTY.	DESCRIPTION
16	56163		1	BAFFLE, INTAKE MANIFOLD
17	10-60707		2	SCREW, BAFFLE TO INTAKE MANIFOLD
18	10-58261		8	BOLT, INTAKE MANIFOLD TO CYL. HEAD(2")
19	16-58262		4	STUD, INTAKE MANIFOLD TO CYL. HEAD(2 3/8")
20	11-58263		4	NUT, INTAKE MANIFOLD STUD
21	54-54555		1	EYE, LIFTING-INTAKE MANIFOLD
22	10-59645		1	SCREW, LIFTING EYE TO INTAKE MANIFOLD(3/4") SERIAL 00000000-03465227
	10-35386		2	SCREW, LIFTING EYE TO INTAKE MANIFOLD(1") SERIAL 03465228-09999999
23	56103		1	COVER, TIMING
24	19-60669		1	WELCH PLUG, TIMING COVER
25	27-56108	◇	1	GASKET, TIMING COVER
26	56109		1	POINTER, TIMING COVER
27	26-56866		1	OIL SEAL, TIMING COVER
28	10-55511		1	SCREW, TIMING COVER TO CYLINDER BLOCK (1 1/2")
	10-28782		3	SCREW, TIMING COVER TO CYLINDER BLOCK (7/8")
29	10-25503		2	SCREW, TIMING COVER TO CYLINDER BLOCK (2")
30	10-52743		3	SCREW, WATER PUMP AND TIMING COVER TO CYLINDER BLOCK (3 3/4")
	10-55300		1	SCREW, WATER PUMP AND TIMING COVER TO CYLINDER BLOCK (5 1/4")
31	58086		1	WATER PUMP(IDENTIFICATION- CASTING PART #C80E-D)
	71683		1	WATER PUMP(IDENTIFICATION- CASTING PART #D3JE-AA)
32	27-56880	◇	1	GASKET, WATER PUMP
33	10-574841		4	SCREW, WATER PUMP AND TIMING COVER(1 1/2")
	10-23296		1	SCREW, WATER PUMP AND TIMING COVER(2 5/8")
34	13-39107		3	LOCKWASHER, WATER PUMP SCREW
35	58265		1	REINFORCEMENT, WATER PUMP PULLEY
36	56881		1	PULLEY, WATER PUMP(USE WITH B-58086 PUMP - SEE REF #31)
	71281		1	PULLEY, WATER PUMP(USE WITH B-71683 PUMP - SEE REF. #31)
37	10-47277		4	SCREW, PULLEY TO WATER PUMP(3/4")
38	1339107		4	LOCKWASHER, PULLEY SCREW
39	22-36373		1	PLUG, PIAPE- WATER PUMP (3/8-14)
40	57-49213		1	BELT, DRIVE- ALTERNATOR AND WATER PUMP
41	60565		1	OIL FILTER
42	22-56876		1	CONNECTOR, OIL FILTER TO CYLINDER BLOCK

◇ = COMPONENT OF GASKET SET, MISCELLANEOUS (27-56108A1)

CRANKSHAFT, PISTON AND CONNECTING ROD

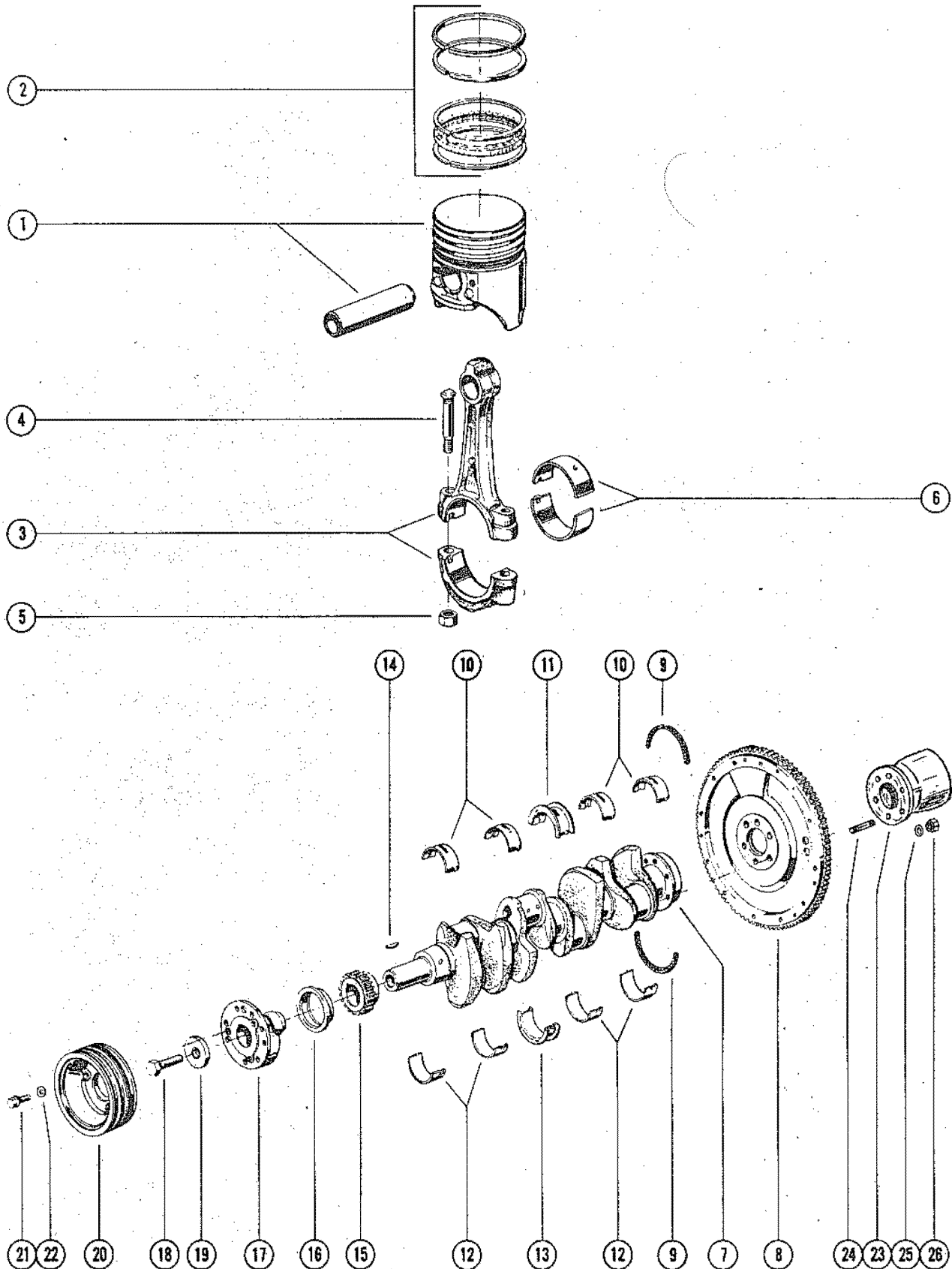


CRANKSHAFT, PISTON AND CONNECTING ROD

REF. NO.	PART NO.	SYM.	QTY.	DESCRIPTION
1	749-4058		8	PISTON ASSEMBLY (STANDARD) USE STANDARD RING SERIAL 00000000-03833159
	749-4059		AR	PISTON ASSEMBLY (.003 O.S.) USE STANDARD RING SERIAL 00000000-03833159
	749-4060		AR	PISTON ASSEMBLY (.020 O.S.) USE STANDARD RING SERIAL 00000000-03833159
	749-5792		8	PISTON ASSEMBLY (STANDARD) USE STANDARD RING SERIAL 03833160-04615129
	749-5793		AR	PISTON ASSEMBLY (.003 O.S.) USE STANDARD RING SERIAL 03833160-04615129
	749-5794		AR	PISTON ASSEMBLY (.020 O.S.) USE STANDARD RING SERIAL 03833160-04615129
	749-6556		8	PISTON ASSEMBLY (STANDARD) USE STANDARD RING SERIAL 04615130-09999999
	749-6557		AR	PISTON ASSEMBLY (.003 O.S.) USE STANDARD RING SERIAL 04615130-09999999
	749-6558		AR	PISTON ASSEMBLY (.020 O.S.) USE STANDARD RING SERIAL 04615130-09999999
2	39-56114		8	RING ASSEMBLY, PISTON (STANDARD)
	39-56115		AR	RING ASSEMBLY, PISTON (.020 O.S.)
3	623-4679		8	CONNECTING ROD ASSEMBLY
4	10-56123		16	BOLT, CONNECTING ROD
5	11-56122		16	NUT, CONNECTING ROD BOLT
6	23-56116		8	BEARING UNIT, CONNECTING ROD(STANDARD)
	23-56117		AR	BEARING UNIT, CONNECTING ROD(.001 U.S.)
	23-56118		AR	BEARING UNIT, CONNECTING ROD(.002 U.S.)
	23-56119		AR	BEARING UNIT, CONNECTING ROD(.010 U.S.)
	23-56121		AR	BEARING UNIT, CONNECTING ROD(.020 U.S.)
7	446-4064		1	CRANKSHAFT
8	238-4428		1	FLYWHEEL ASSEMBLY
9	26-56868		1	OIL SEAL, CRANKSHAFT RAER
10	23-56890		4	BEARING, CRANKSHAFT MAIN - UPPER (STANDARD)
	23-56892		AR	BEARING, CRANKSHAFT MAIN - UPPER (.001 U.S.)
	23-56894		AR	BEARING, CRANKSHAFT MAIN - UPPER (.002 U.S.)
	23-56896		AR	BEARING, CRANKSHAFT MAIN - UPPER (.010 U.S.)
	23-56898		AR	BEARING, CRANKSHAFT MAIN - UPPER (.020 U.S.)
11	23-56891		1	BEARING, CRANKSHAFT MAIN - UPPER - CENTER (STANDARD)
	23-56893		AR	BEARING, CRANKSHAFT MAIN - UPPER - CENTER (.001 U.S.)
	23-56895		AR	BEARING, CRANKSHAFT MAIN - UPPER - CENTER (.002 U.S.)
	23-56897		AR	BEARING, CRANKSHAFT MAIN - UPPER - CENTER (.010 U.S.)
	23-56899		AR	BEARING, CRANKSHAFT MAIN - UPPER - CENTER (.020 U.S.)
12	23-56900		4	BEARING, CRANKSHAFT MAIN - LOWER (STANDARD)
	23-56902		AR	BEARING, CRANKSHAFT MAIN - LOWER (.001 U.S.)
	23-56904		AR	BEARING, CRANKSHAFT MAIN - LOWER (.002 U.S.)
	23-56906		AR	BEARING, CRANKSHAFT MAIN - LOWER (.010 U.S.)

CONTINUED ON NEXT PAGE ➡

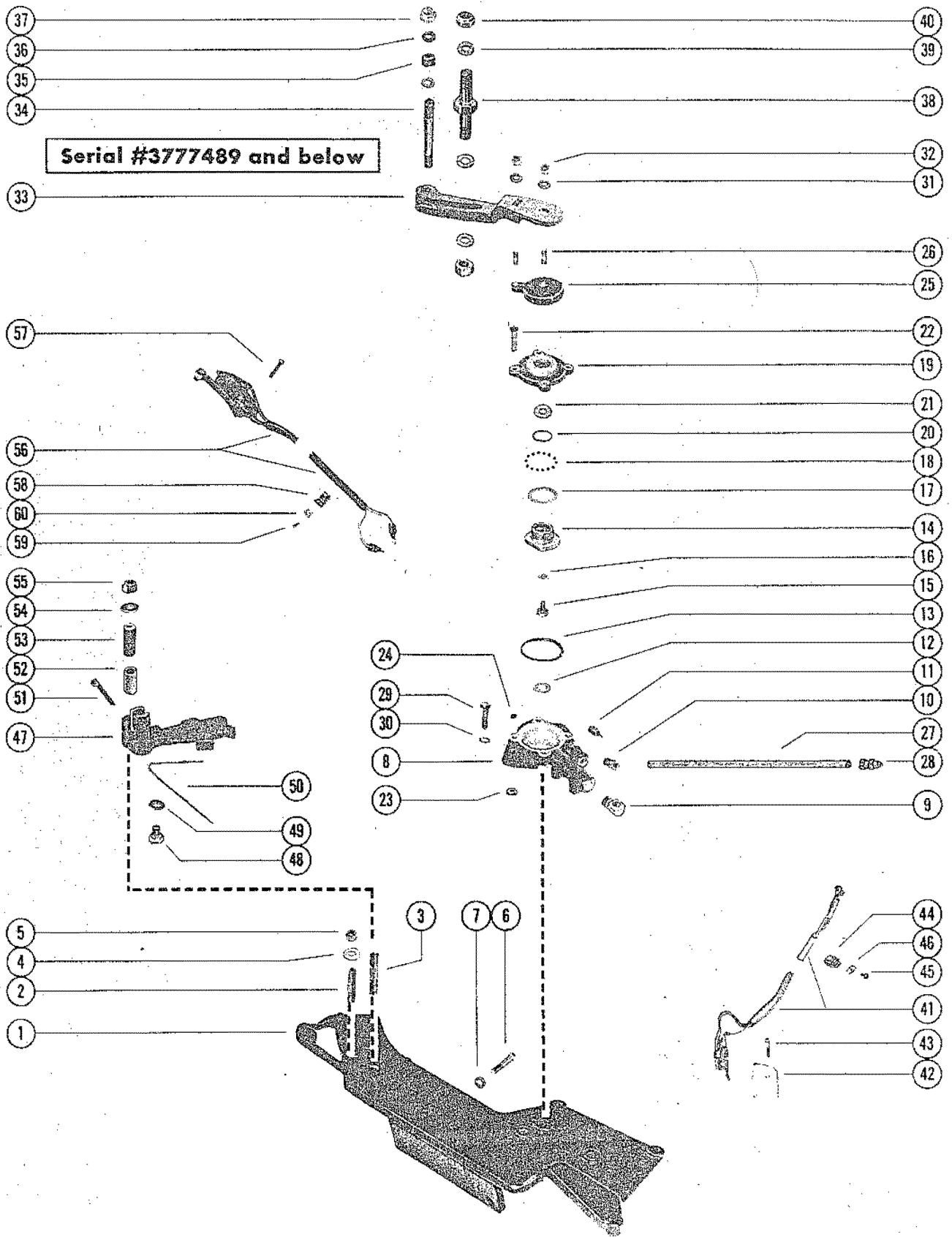
CRANKSHAFT, PISTON AND CONNECTING ROD



CRANKSHAFT, PISTON AND CONNECTING ROD

REF. NO.	PART NO.	SYM.	QTY.	DESCRIPTION
12	23-56908		AR	BEARING, CRANKSHAFT MAIN - LOWER (.020 U.S.)
13	23-56901		1	BEARING, CRANKSHAFT MAIN - LOWER - CENTER (STANDARD)
	23-56903		AR	BEARING, CRANKSHAFT MAIN - LOWER - CENTER (.001 U.S.)
	23-56905		AR	BEARING, CRANKSHAFT MAIN - LOWER - CENTER (.002 U.S.)
	23-56907		AR	BEARING, CRANKSHAFT MAIN - LOWER - CENTER (.010 U.S.)
	23-56909		AR	BEARING, CRANKSHAFT MAIN - LOWER - CENTER (.020 U.S.)
14	28-568142		2	KEY, TIMING SPROCKET TO CRANKSHAFT
15	43-56141		1	SPROCKET, CRANKSHAFT TIMING (21 TEETH)
16	56143		1	SLINGER, OIL- CRANKSHAFT
17	56145		1	DAMPER ASSEMBLY, CRANKSHAFT SERIAL 00000000-03833159
	71685		1	DAMPER ASSEMBLY, CRANKSHAFT SERIAL 03833160-09999999
18	10-60709		1	BOLT, DAMPER TO CRANKSHAFT (1 3/4")
19	12-56148		1	WASHER, DAMPER TO CRANKSHAFT BOLT
20	56144		1	PULLEY, CRANKSHAFT
21	10-21077		3	SCREW, PULLEY TO DAMPER (7/8")
22	13-35048		3	LOCKWASHER, PULLEY SCREW
23	59826A1		1	ENGINE COUPLING ASSEMBLY SERIAL 00000000-#4466389
	59826A3		1	ENGINE COUPLING ASSEMBLY SERIAL 00446390-09999999
24	16-60993		6	STUD, FLYWHEEL AND COUPLING ATTACHING
25	12-32648		6	WASHER, FLYWHEEL AND COUPLING STUDS
26	11-56407		6	NUT, FLYWHEEL AND COUPLING STUDS

SHIFT BRACKET, REVERSE LOCK VALVE AND ARM ASSEMBLY

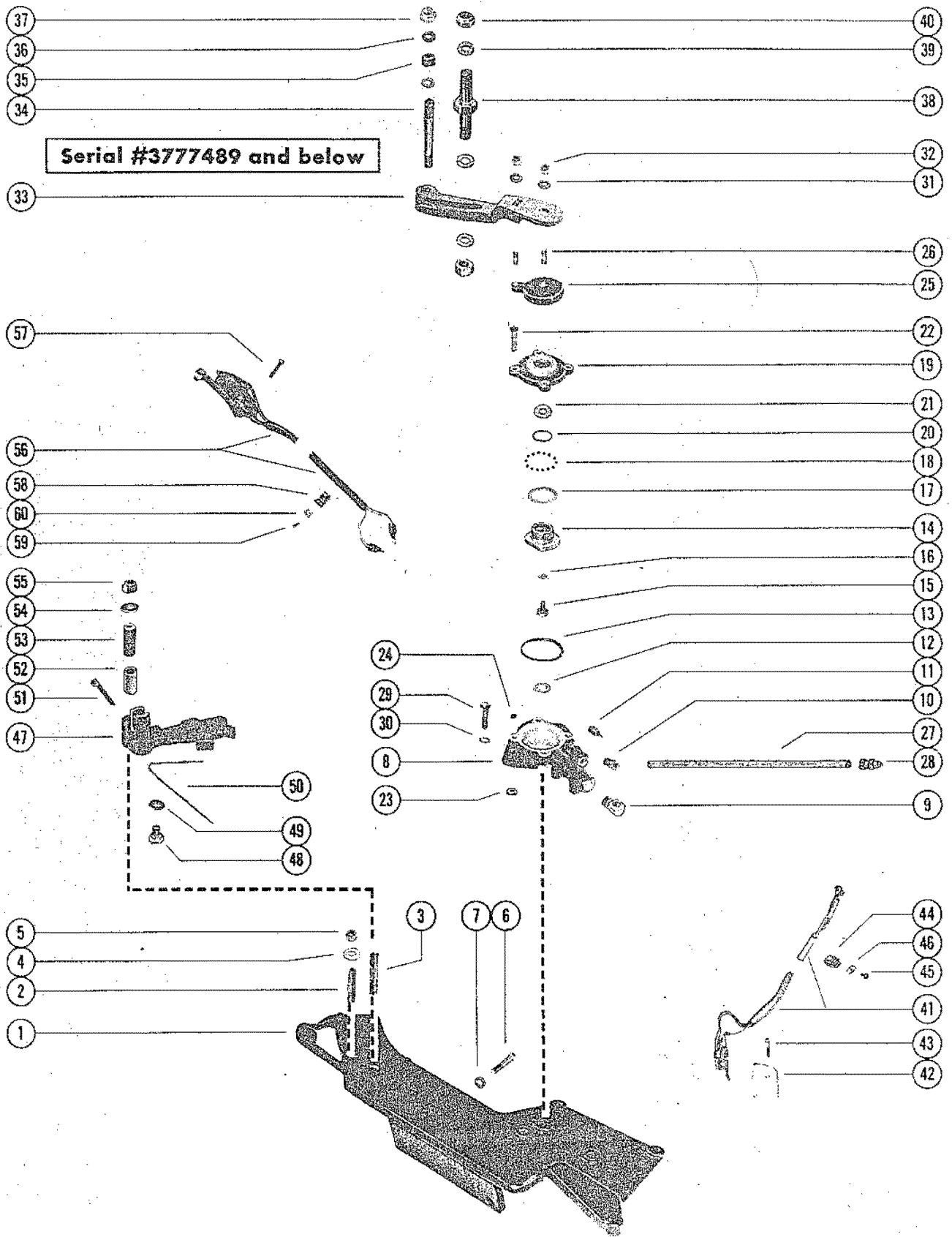


SHIFT BRACKET, REVERSE LOCK VALVE AND ARM ASSEMBLY

REF. NO.	PART NO.	SYM.	QTY.	DESCRIPTION
1	60220A1		1	SHIFT BRACKET ASSEMBLY (SERIAL # 3777489 AND BELOW)
2	16-47360		1	STUD, SHIFT CABLE TO BRACKET (1 3/4")
3	16-56299		1	STUD, SWITCH ACTUATING ARM TO SHIFT BRACKET (2 5/16")
4	12-39143		1	WASHER, SHIFT CABLE TO LEVER STUD
5	11-20361		1	NUT, SHIFT BRACKET STUD
6	10-47651		2	SCREW, SHIFT BRACKET TO FLYWHEEL HOUSING (1 1/2")
7	13-32993		2	LOCKWASHER, SHIFT BRACKET ATTACHING SCREW
8	47165A5		1	REVERSE LOCK VALVE ASSEMBLY
9	22-48166		1	ELBOW, HYDRAULIC TRIM HOSE TO REVERSE LOCK VALVE
10	22-48167		1	CONNECTOR, ELBOW
11	45709		1	FOLLOWER, CAM
12	13-25906		1	WASHER, WAVE - REVERSE LOCK VALVE
13	25-45710		1	"O" RING, REVERSE LOCK VALVE
14	45526		1	CAM, REVERSE LOCK VALVE
15	10-46736		1	SCREW, CAM TO CAM LEVER (1/2")
16	13-26996		1	LOCKWASHER, CAM SCREW
17	12-45713		1	WASHER, RETAINING- BALL TO VALVE COVER
18	30-45712		30	BALL, VALVE COVER
19	45528A2		1	COVER ASSEMBLY, REVERSE LOCK VALVE
20	2545711		1	"O" RING, VALVE COVER
21	12-59570		1	WASHER, VALVE COVER
22	1045716		4	SCREW, COVER TO REVERSE LOCK VALVE (15/16")
23	11-20110		4	NUT, COVER SCREW
24	22-21290		1	PLUG, PIPE- REVERSE LOCK VALVE
25	46732A1		1	LEVER ASSEMBLY, CAM
26	16-45715		2	STUD, SHIFT CONTROL LEVER TO CAM LEVER (23/32")
27	32-52951A1		1	TUBING ASSEMBLY, REVERSE LOCK VALVE TO TRIM SENDER
28	22-49718		2	NUT, TUBING ATTACHING
29	10-25038		2	SCREW, REVERSE LOCK VALVE TO SHIFT SUPPORT BRACKET (7/8")
30	103-37459		2	LOCKWASHER, REVERSE LOCK VALVE SCREW
31	12-21273		2	WASHER, CAM LEVER STUD
32	11-20110		2	NUT, SHIFT CONTROL LEVER TO CAM LEVER STUD
33	549702A2		1	LEVER ASSEMBLY, SHIFT CONTROL- CAM LEVER SERIAL 00000000-03465227
34	16-47360		1	STUD, SHIFT CABLE LEVER SERIAL 00000000-03465227
35	23-31866		1	SPACER, SHIFT LEVER STUD SERIAL 00000000-03465227
36	12-39143		2	WASHER, SHIFT LEVER STUD SERIAL 00000000-03465227
37	11-20361		1	NUT, SHIFT CABLE TO LEVER STUD SERIAL 00000000-03465227
38	16-34069		1	STUD, SHIFT CABLE TO SHIFT LEVER (2 1/4") SERIAL 00000000-03465227

CONTINUED ON NEXT PAGE ➡

SHIFT BRACKET, REVERSE LOCK VALVE AND ARM ASSEMBLY

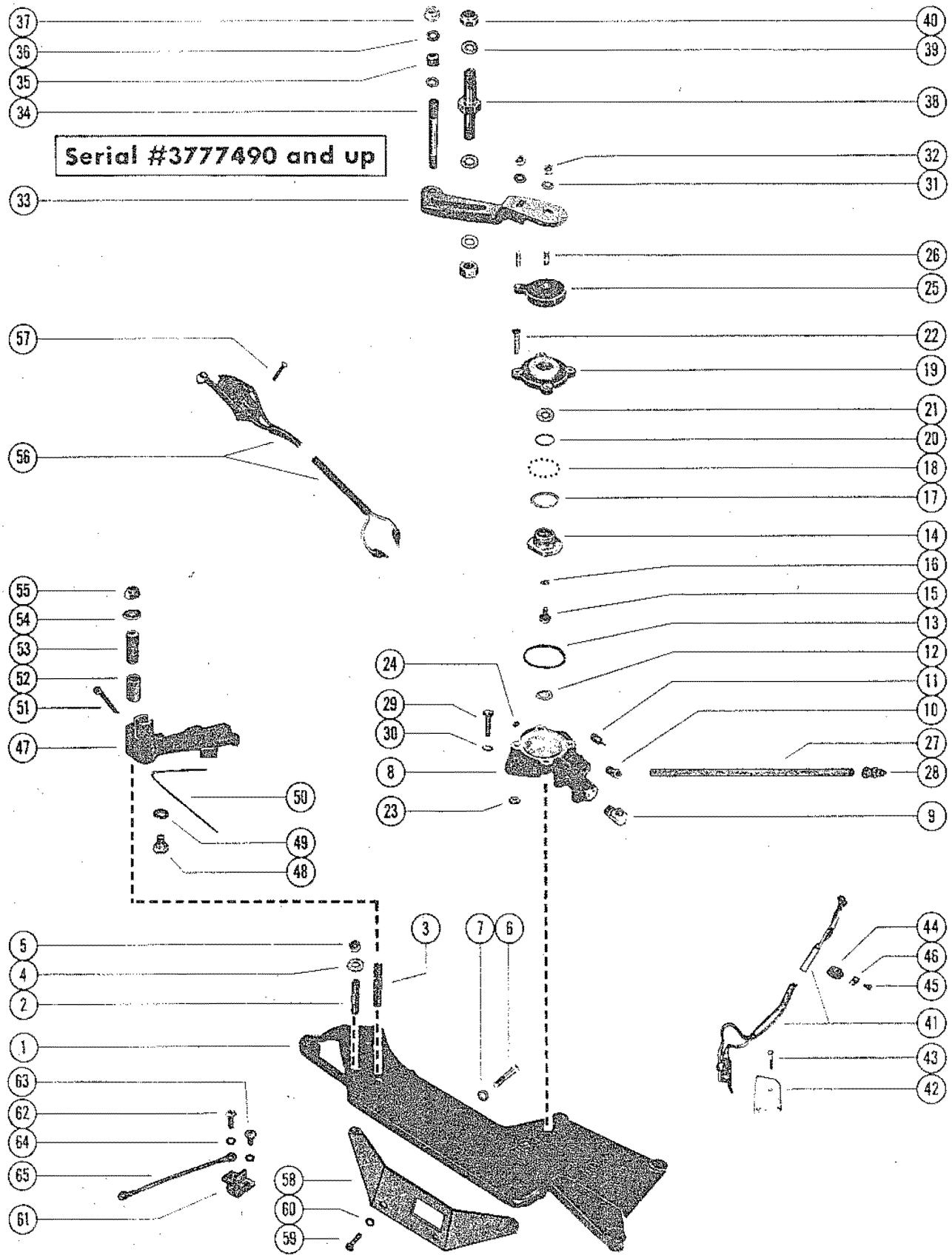


SHIFT BRACKET, REVERSE LOCK VALVE AND ARM ASSEMBLY

REF. NO.	PART NO.	SYM.	QTY.	DESCRIPTION
39	12-39143		3	WASHER, SHIFT CABLE STUD SERIAL 00000000-03465227
40	11020361		2	NUT, SHIFT CABLE STID SERIAL 00000000-03465227
33	63333A2		1	LEVER ASSEMBLY, SHIFT CONTROL-CAM LEVER SERIAL 03465228-09999999
34	16-63081		1	STUD, SHIFT CABLE LEVER SERIAL 03465228-09999999
35	23-31866		1	SPACER, SHIFT LEVER STUD SERIAL 03465228-09999999
36	12-39143		3	WASHER, SHIFT LEVER STUD SERIAL 03465228-09999999
37	11-20361		2	NUT, SHIFT CABLE TO LEVER STUD SERIAL 03465228-09999999
38	16-63335		1	STUD, SHIFT CABLE TO SHIFT LEVER SERIAL 03465228-09999999
40	11-63341		1	TEE NUT, SHIFT CABLE STUD SERIAL 03465228-09999999
41	60556A1		1	SWITCH ASSEMBLY, REVERSE INTERLOCK
42	45717		1	SHIELD, REVERSE INTERLOCK SWITCH
43	10-58332		2	SCREW, SHIELD AND SWITCH TO REVERSE LOCK VALVE (3/4")
44	54-23568		1	"J" CLAMP, REVERSE INTERLOCK SWITCH LEAD
45	10-21643		1	SCREW, REVERSE NITERLOCK SWITCH LEAD CLIP ATTACHING (1/2")
46	22789		1	"D" WASHER, CLIP ATTACHING SCREW
47	45517A2		1	ARM ASSEMBLY, SWITCH ACTUATING
48	10-33231		1	SCREW, TENSION SPRING TO ARM
49	12-26825		1	WASHER, TENSION SPRING SCREW
50	24-45599		1	SPRING, TENION- SWITCH ACTUATING ARM
51	18-32857		1	COTTER PIN, SHIFT ACTUATING CABLE TO ACTUATING ARM
52	23-45600		1	SLEEVE, SWITCH ACTUATING STUD
53	23-37981		1	SPACER, SWITCH ACTUATING ARM TO TRANSOM PLATE
54	12-26825		2	WASHER, SWITCH ACTUATING ARM STUD
55	11-35814		1	NUT, SWITCH ACTUATING ARM STUD
56	49646A1		1	SWITCH ASSEMBLY, CUT-OUT- TRANSOM PLATE
57	10-30902		2	SCREW, SWITCH ASSEMBLY TO TRANSOM PLATE (3/4")
58	54-23568		1	CLIP, SWITCH LEADS TO TRANSOM PLATE
59	10-21643		1	SCREW, SWITCH LEADS CLIP TO TRANSOM PLATE (1/2")
60	22789		1	"D" WASHER, SWITCH LEADS CLIP SCREW

(Serial No. 3777489 and Below)

SHIFT BRACKET, REVERSE LOCK VALVE AND ARM ASSEMBLY

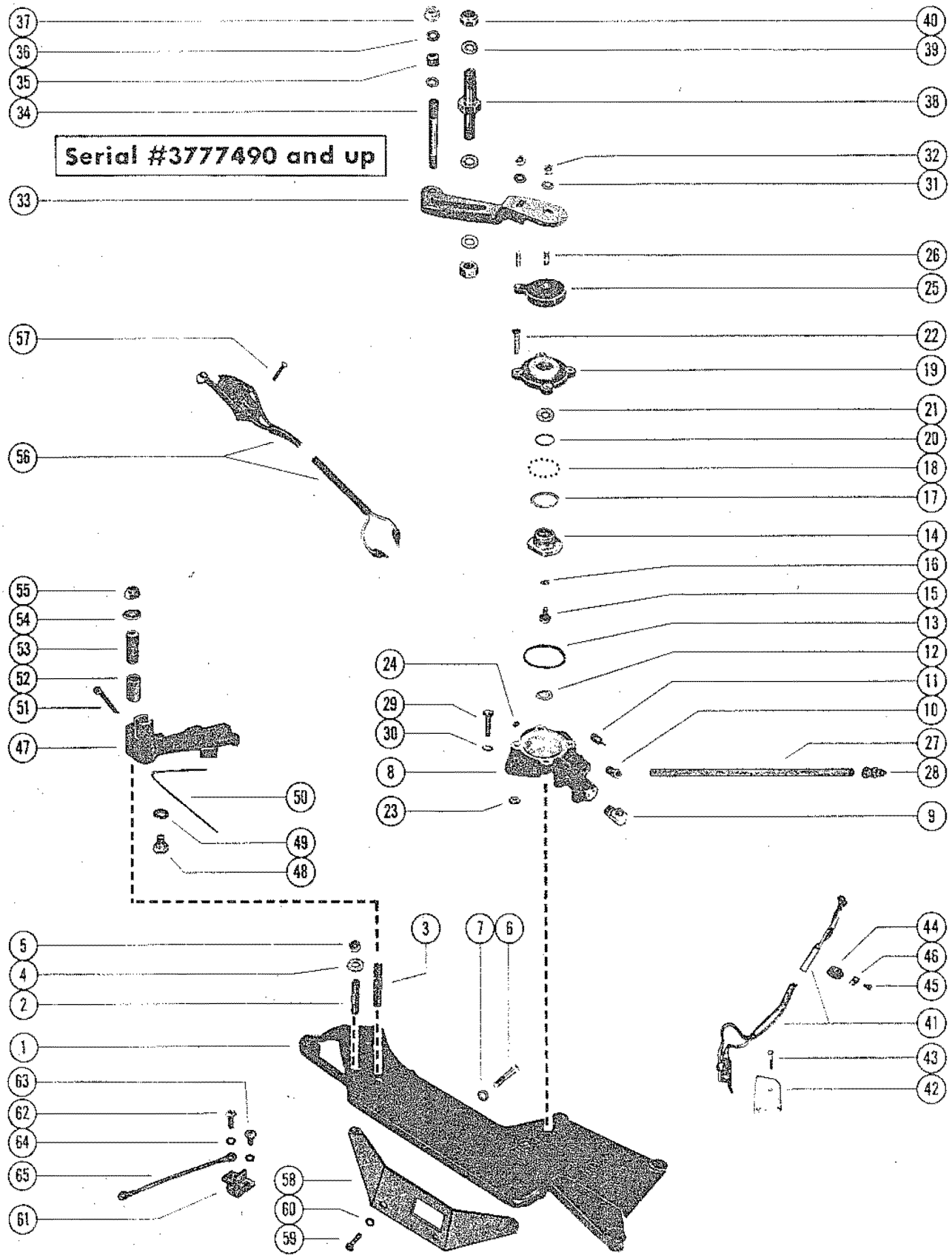


SHIFT BRACKET, REVERSE LOCK VALVE AND ARM ASSEMBLY

REF. NO.	PART NO.	SYM.	QTY.	DESCRIPTION
1	66057A3		1	SHIFT BRACKET ASSEMBLY
2	16-47360		1	STUD, SHIFT CABLE TO BRACKET (1 3/4")
3	16-73563		1	STUD, SWITCH ACTUATING ARM TO SHIFT BRACKET (2 5/16")
4	12-39143		2	WASHER, SHIFT CABLE TO LEVER STUD
5	11-20361		2	NUT, SHIFT BRACKET STUD
6	10-47651		2	SCREW, SHIFT BRACKET TO FLYWHEEL HOUSING (1 1/2")
7	13-32993		2	LOCKWASHER, SHIFT BRACKET ATTACHING SCREW
8	48165A5		1	REVERSE LOCK VALVE ASSEMBLY (USED WITH REVERSE INTERLOCK SWITCH B-60556A1)
	76812A4		1	REVERSE LOCK VALVE ASSEMBLY (WITHOUT REVERSE INTERLOCK SWITCH)
9	22-45794		1	ELBOW, HYDRAULIC TRIM HOSE TO REVERSE LOCK VALVE
10	22-48167		1	CONNECTOR, ELBOW
11	45709		1	FOLLOWER, CAM
12	13-25906		1	WASHER, WAVE - REVERSE LOCK VALVE
13	25-45710		1	"O" RING, REVERSE LOCK VALVE
14	45526		1	CAM, REVERSE LOCK VALVE
15	10-46736		1	SCREW, CAM TO CAM LEVER (1/2")
16	13-26996		1	LOCKWASHER, CAM SCREW
17	12-45713		1	WASHER, RETAINING - BALL TO VALVE COVER
18	30-45712		30	BALL, VALVE COVER
19	45528A2		1	COVER ASSEMBLY, REVERSE LOCK VALVE
20	25-45711		1	"O" RING, VALVE COVER
21	12-59570		1	WASHER, VALVE COVER
22	10-45716		4	SCREW, COVER TO REVERSE LOCK VALVE (15/16")
23	11-20110		4	NUT, COVER SCREW
24	22-52644		1	PLUG, PIPE - REVERSE LOCK VALVE
25	46732A1		1	LEVER ASSEMBLY, CAM
26	16-45715		2	STUD, SHIFT CONTROL LEVER TO CAM LEVER (23/32")
-	22-47945		1	PLUG, BY-PASS VALVE - HEX SOKCET (1/8-27NPT) USED WITH B-76812A4 REVERSE LOCK VALVE
27	32-58432A2		1	TUBE ASSEMBLY, REVERSE LOCK VALVE TO TRIM SENDER
28	22-49718		2	NUT, TUBE ATTACHING
29	10-25038		2	SCREW, REVERSE LOCK VALVE TO SHIFT SUPPORT BRACKET (7/8")
30	13-39107		2	LOCKWASHER, REVERSE LOCK VALVE SCREW
31	12-21273		2	WASHER, CAM LEVER STUD
32	11-20110		2	NUT, SHIFT CONTROL LEVER TO CAM LEVER STUD
33	66397A1		1	LEVER ASSEMBLY, SHIFT CONTROL - CAM LEVER
34	16-63081		1	STUD, SHIFT CABLE TO LEVER
35	23-31866		1	SPACER, SHIFT LEVER STUD
36	12-39143		2	WASHER, SHIFT LEVER STUD
37	11-20361		1	NUT, SHIFT CABLE TO LEVER STUD

CONTINUED ON NEXT PAGE ➡

SHIFT BRACKET, REVERSE LOCK VALVE AND ARM ASSEMBLY

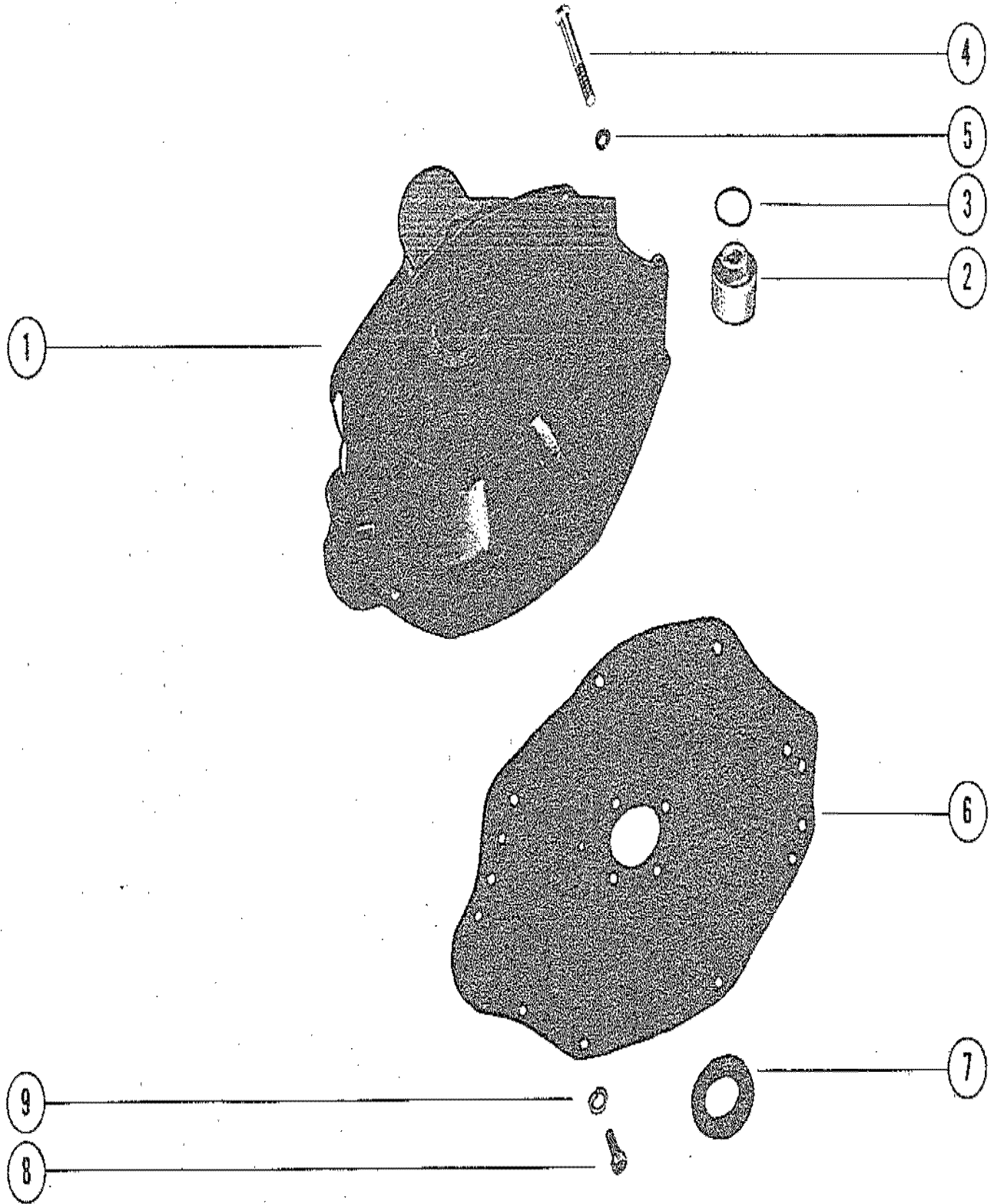


SHIFT BRACKET, REVERSE LOCK VALVE AND ARM ASSEMBLY

REF. NO.	PART NO.	SYM.	QTY.	DESCRIPTION
38	16-6335		1	STUD, SHIFT CABLE TO SHIFT LEVER
40	11-63341		1	TEE NUT, SHIFT CABLE STUD
41	60556A1		1	SWITCH ASSEMBLY, REVERSE INTERLOCK USED WITH B-48165A5 REVERSE LOCK VALVE
42	45717		1	SHIELD, REVERSE INTERLOCK SWITCH USED WITH B-48165A5 REVERSE LOCK VALVE
43	10-58332		2	SCREW, SHIELD AND SWITCH TO REVERSE LOCK VALVE (3/4") USED WITH B-48165A5 REVERSE LOCK VALVE
44	54-64855		1	"J" CLAMP, REVERSE INTERLOCK SWITCH LEAD USED WITH B-48165A5 REVERSE LOCK VALVE
45	10-21643		1	SCREW, REVERSE INTERLOCK SWITCH LEAD CLIP ATTACHING (1/2") USED WITH B-48165A5 REVERSE LOCK VALVE
46	22789		1	"D" WASHER, CLIP ATTACHING SCREW USED WITH B-48165A5 REVERSE LOCK VALVE
47	45517A2		1	ARM ASSEMBLY, SWITCH ACTUATING
48	10-33231		1	SCREW, TENSION SPRING TO ARM
49	12-26825		1	WASHER, TENSION TENSION SPRING SCREW
50	24-45599		1	SPRING, TENSION - SWITCH ACTUATING ARM
51	18-32857		1	COTTER PIN, SHIFT ACTUATING CABLE TO ACTUATING ARM
52	23-45600		1	SLEEVE, SWITCH ACTUATING ARM STUD
53	23-37981		1	SPACER, SWITCH ACTUATING TRANSOM PLATE
54	12-26825		2	WASHER, SWITCH ACTUATING ARM STUD
55	11-35814		1	NUT, SWITCH ACTUATING ARM STUD
56	39670A5		1	SWITCH ASSEMBLY, CUT-OUT - TRANSOM PLATE
57	10-30902		2	SCREW, SWITCH ASSEMBLY TO TRANSOM PLATE (3/4")
58	66059		1	BRACKET, MOUNTING - SHIFT
59	10-35386		3	SCREW, SHIFT BRACKET ATTACHING
60	13-39107		3	LOCKWASHER, SHIFT BRACKET ATTACHING SCREW
61	86-66986		1	TERMINAL BLOCK, SHIFT BRACKET
62	10-24637		1	SCREW, TERMINAL BLOCK (7/8")
63	10-45218		1	SCREW, TERMINAL BLOCK (3/8")
64	13-26996		2	LOCKWASHER, TERMINAL BLOCK SCREW
65	84-60871A9		1	WIRE, TERMINAL BLOCK (BLACK - 13")

(Serial No. 3777490 and Up)

FLYWHEEL HOUSING

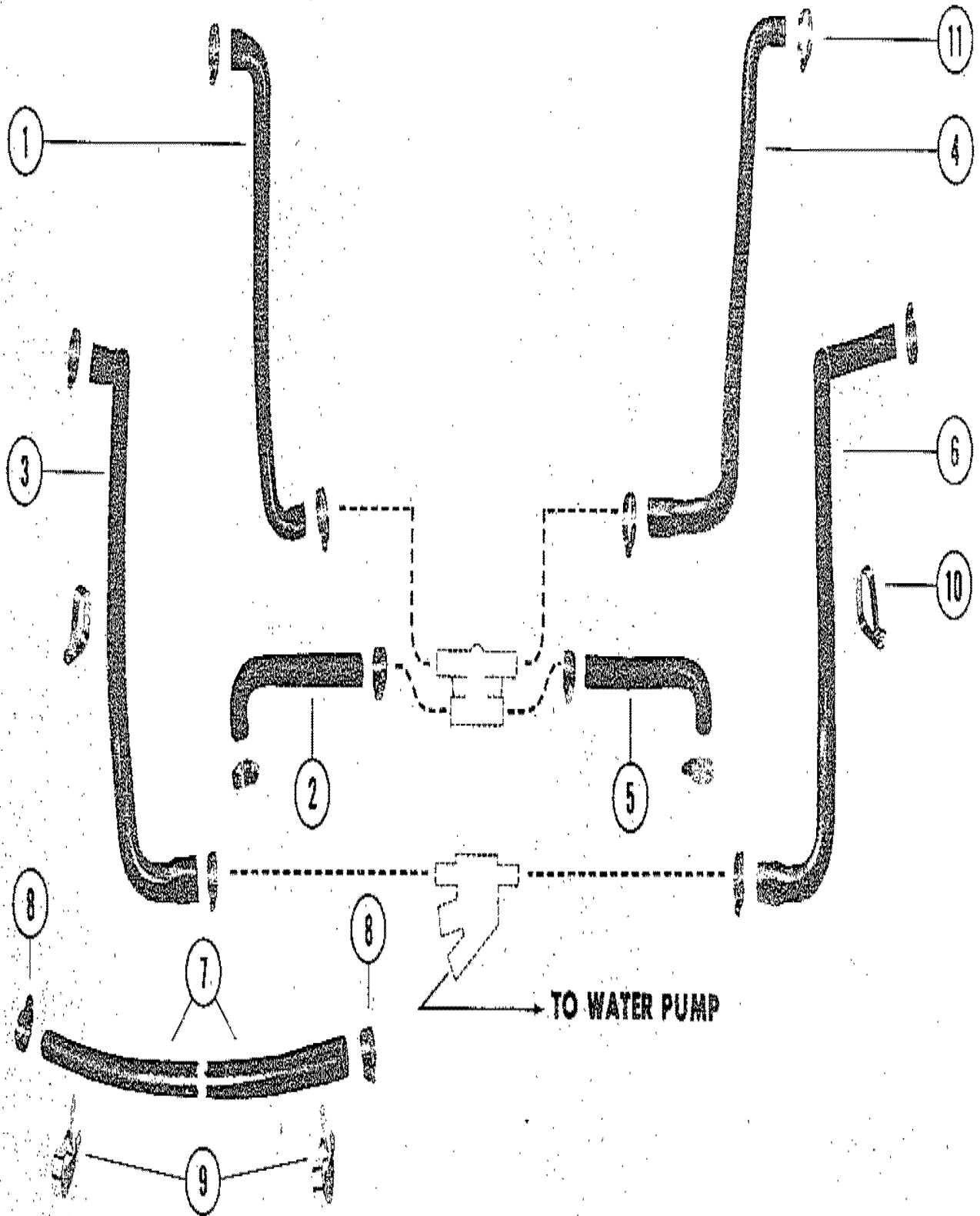


FLYWHEEL HOUSING

REF. NO.	PART NO.	SYM.	QTY.	DESCRIPTION
1	59823A1		1	FLYWHEEL HOUSING ASSEMBLY
2	33149		2	MOUNT, RUBBER - FLYWHEEL HOUSING
3	23-46742		2	SPACER, RUBBER MOUNT - FLYWHEEL HOUSING
4	10-47462		3	SCREW, FLYWHEEL HOUSING ATTACHING (1 1/4")
	10-54847		1	SCREW, FLYWHEEL HOUSING ATTACHING (2)
5	13-32993		3	LOCKWASHER, FLYWHEEL HOUSING SCREW (7/16")
	13-30381		1	LOCKWASHER, FLYWHEEL HOUSING SCREW - SPECIAL (7/16")
6	56878		1	PLATE, COVER - REAR SERIAL 00000000-03833159
	68651		1	PLATE, COVER - REAR SERIAL 03833160-09999999
7	27-56152	◇	1	SEAL, REAR COVER PLATE
8	10-25299		2	SCREW, FLYWHEEL HOUSING ATTACHING (3/4")
9	13-39107		2	LOCKWASHER, FLYWHEEL HOUSING SCREW (5/16")

◇ = COMPONENT OF GASKET SET, MISCELLANEOUS (27-56108A1)

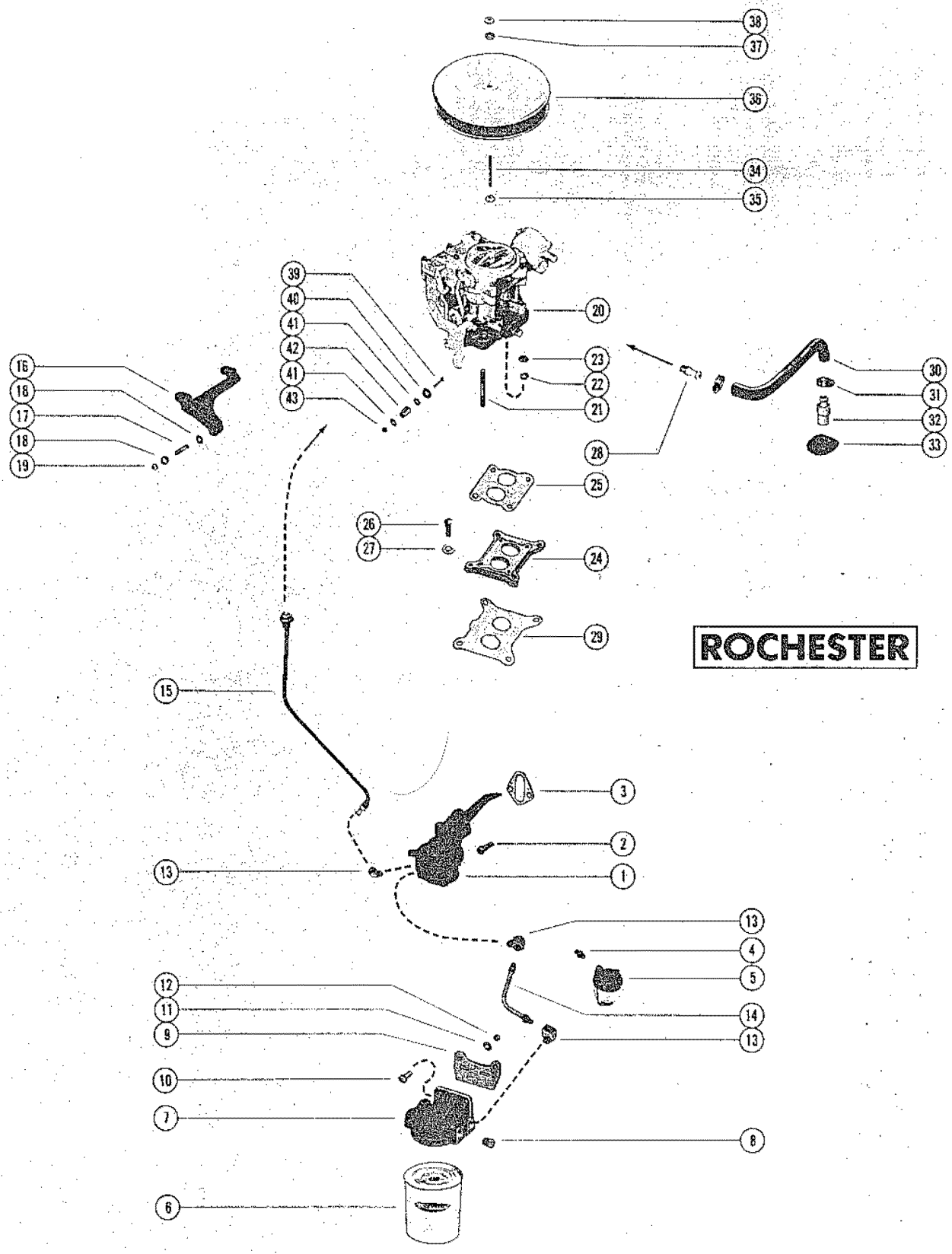
WATER DISTRIBUTION HOSES



WATER DISTRIBUTION HOSES

REF. NO.	PART NO.	SYM.	QTY.	DESCRIPTION
1	32-60198		1	HOSE, THERMOSTAT COVER TO EXHAUST ELBOW STARBOARD
2	32-60202		1	HOSE, THERMOSTAT COVER TO FRONT END CAP STARBOARD
3	32-60200		1	HOSE, THERMOSTAT HOUSING TO REAR END CAP STARBOARD
4	32-60199		1	HOSE, THERMOSTAT COVER TO EXHAUST ELBOW PORT
5	32-60203		1	HOSE, THERMOSTAT COVER TO FRONT END CAP PORT
6	32-60201		1	HOSE, THERMOSTAT HOUSING TO REAR END CAP PORT
7	32-47642		1	HOSE, HSG. TO PICKUP TUBE (49") SERIAL 00000000-03465227
8	54-32523		2	CLAMP, HOSE ATTACHING SERIAL 00000000-03465227
7	32-63576A1		1	HOSE ASSEMBLY, HOUSING TO WATER PICKUP TUBE SERIAL 03465228-09999999
8	54-32780		2	CLAMP, HOSE ATTACHING SERIAL 03465228-09999999
9	54-64488		1	CLAMP, HOSE TO CYLINDER BLOCK - FRONT SERIAL 03465228-09999999
	54-64489		1	CLAMP, HOSE TO CYLINDER BLOCK - REAR SERIAL 03465228-09999999
10	54-60539		2	CLAMP HOSE ATTACHING
11	54-32880		12	CLAMP HOSE ATTACHING

FUEL PUMP, FUEL FILTER AND CARBURETOR (ROCHESTER)



FUEL PUMP, FUEL FILTER AND CARBURETOR (ROCHESTER)

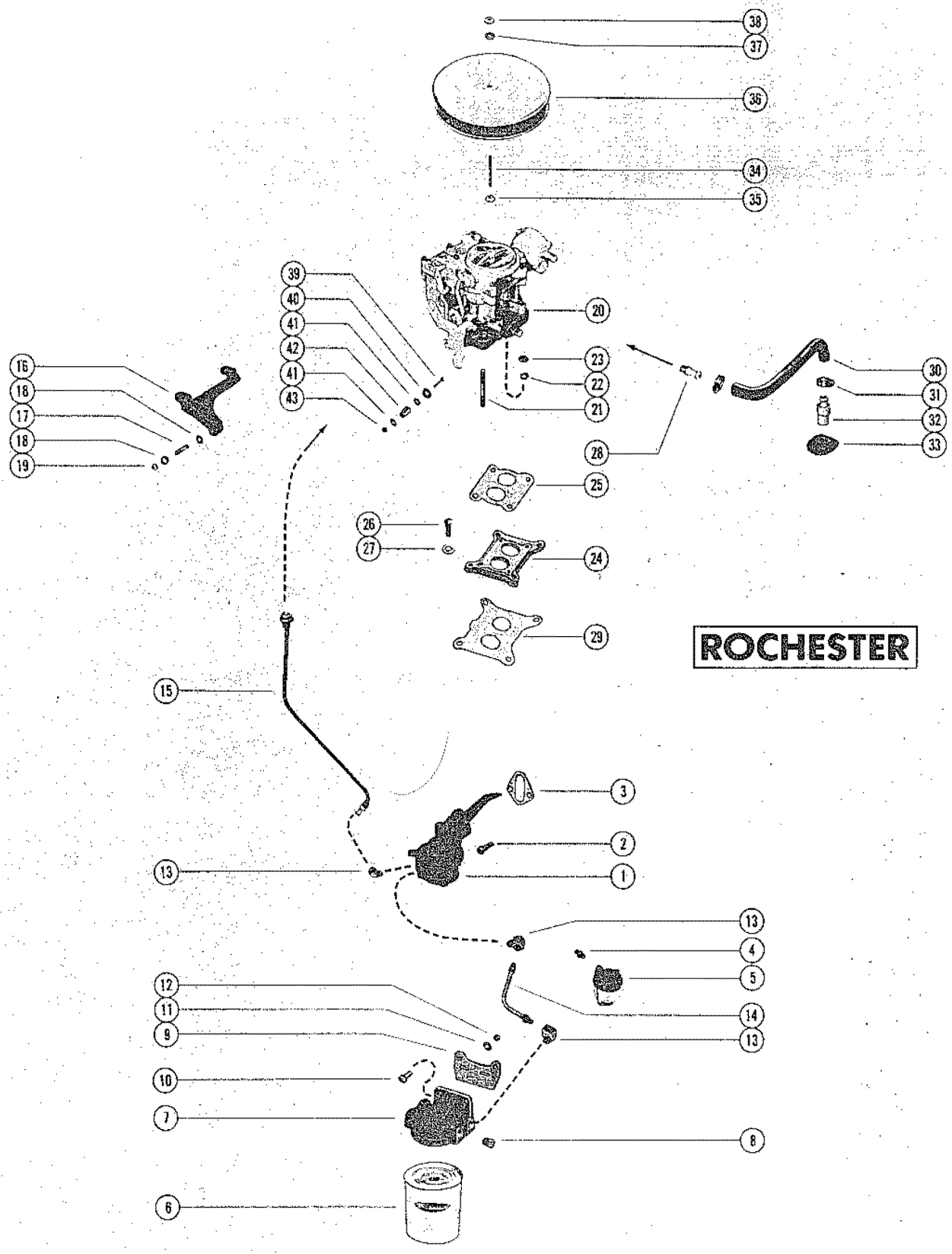
REF. NO.	PART NO.	SYM.	QTY.	DESCRIPTION
1	62092		1	FUEL PUMP ASSEMBLY
2	10-56882		2	SCREW,FUEL PUMP TO CYLINDER BLOCK (1 1/2")
3	27-34213	◇	1	GASKET,FUEL PUMP
4	22-32876		1	NIPPLE, SIGHT GLASS TO FUEL PUMP
5	47816		1	SIGHT GLASS
6	35-60494		1	FUEL FILTER
7	55481		1	BASE,FUEL FILTER
8	22-36382		2	PULG,PIPE - FUEL FILTER
9	54646		1	BRACKET,MOUNTING - FUEL FILTER
10	10-20639		2	SCREW,FUEL FILTER TO MOUNTING BRACKET (1/2")
11	12-20084		2	WASHER, FUEL FILTER SCREW
12	11-35814		2	NUT,FUEL FILTER SCREW
13	22-33821		3	ELBOW,FUEL LINE TO FUEL PUMP AND FUEL FILTER
14	32-62373		1	FUEL LINE,FUEL FILTER TO FUEL PUMP (STEEL TUBING)
15	32-70141		1	FUEL LINE FUEL PUMP TO CARB. (STEEL TUBING)
16	70126		1	BRACKET,MOUNTING - THROTTLE CABLE
17	16-38525		1	STUD,THROTTLE CABLE TO MOUNTING BRACKET (1 11/16")
18	12-21631		2	WASHER,THROTTLE CABLE STUD
19	11-20361		1	NUT,THROTTLE CABLE STUD
20	1376-5659A1		1	CARBURETOR ASSEMBLY
21	16-70236		2	STUD,CARBURETOR MOUNTING - FRONT
	16-70237		2	STUD,CARBURETOR MOUNTING - REAR
22	12-20084		4	WASHER,CARBURETOR STUD
23	11-46793		4	NUT,CARBURETOR STUD
24	66012		1	SPACER,CARBURETOR
25	27-70143	■	1	GASKET,CARBURETOR
26	10-53167		4	SCREW,ADAPTOR TO MANIFOLD
27	12-20084		4	WASHER,ADAPTOR TO MANIFOLD SCREW
28	22-70146		1	CONNECTOR,VENT HOSE
29	27-70142	■	1	GASKET,ADAPTOR TO MANIFOLD
30	32-54681		1	HOSE,CARBURETOR
31	54-32523		2	CLAMP,HOSE ATTACHING
32	56863		1	VALVE,HOSE TO ROCKER COVER
33	25-56877		1	GROMMET,ROCKER COVER TO HOSE SERIAL 00000000-04166999
	25-75400		1	GROMMET,ROCKER COVER TO HOSE SERIAL 04167000-09999999
34	16-70878		1	STUD,FLAME ARRESTOR MOUNTING-CARBURETOR
35	11-28941		1	NUT,JAM-FLAME ARRESTOR MOUNTING STUD (BOTTOM)
36	70144		1	FLAME ARRESTOR,CARBURETOR SERIAL 00000000-00446639
	74000		1	FLAME ARRESTOR,CARBURETOR SERIAL 04466391-09999999
37	12-22937		1	WASHER,FLAME ARRESTOR STUD

■ = COMPONENT OF GASKET SET, INT. MANIFOLD & CYL. HEAD (27-56110A1)

◇ = COMPONENT OF GASKET SET, MISCELLANEOUS (27-56108A1)

CONTINUED ON NEXT PAGE ➡

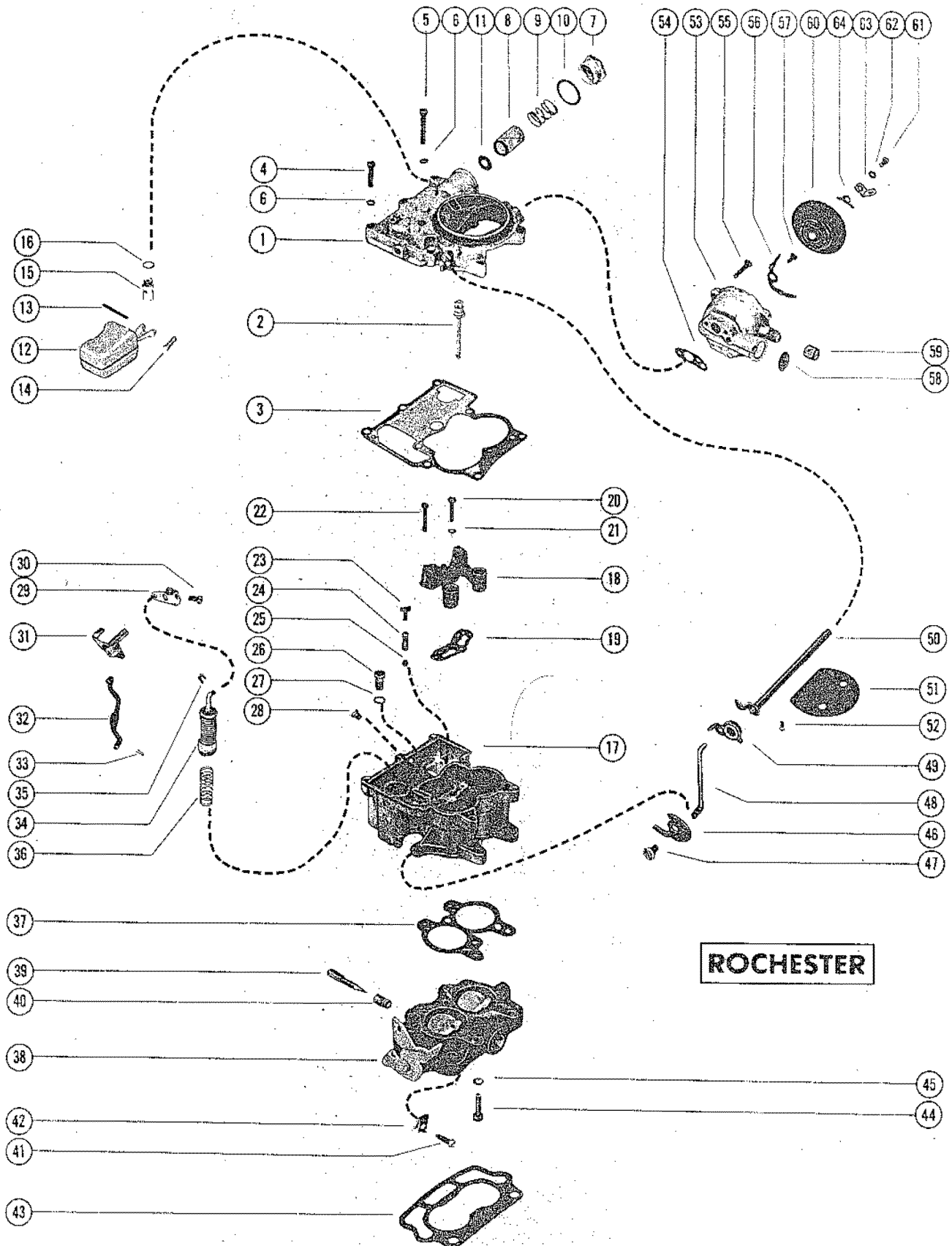
FUEL PUMP, FUEL FILTER AND CARBURETOR (ROCHESTER)



FUEL PUMP, FUEL FILTER AND CARBURETOR (ROCHESTER)

REF. NO.	PART NO.	SYM.	QTY.	DESCRIPTION
38	11-20586		1	NUT,FLAME ARREASTOR STUD
39	10-37892		1	SCREW,THROTTLE CABLE TO CARBURETOR(1")
40	12-26907		1	WASHER,THROTTLE CABLE SCREW
41	12-20128		2	WASHER,THROTTLE CABLE SCREW
42	23-57938		1	BUSHING,THROTTLE CABLE SCREW
43	11-45812		1	NUT,THROTTLE CABLE SCREW

CARBURETOR ASSEMBLY (ROCHESTER)



CARBURETOR ASSEMBLY (ROCHESTER)

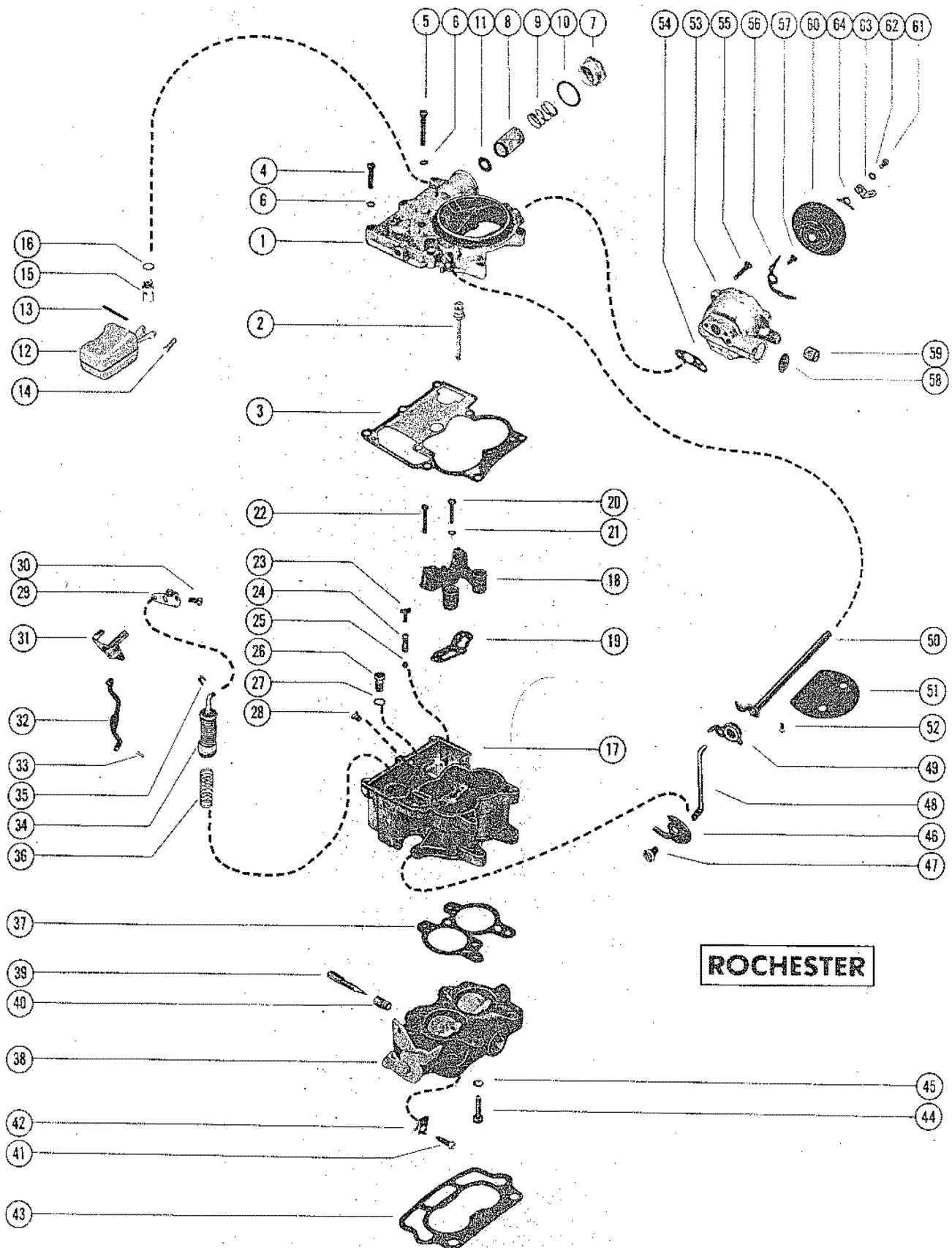
REF. NO.	PART NO.	SYM.	QTY.	DESCRIPTION
-	1376-5659A1		1	CARBURETOR ASSEMBLY, COMPLETE
1	N.S.S.		1	AIR HORN (NOT SOLD SEPARATELY)
2	1397-5836		1	POWER PISTON ASSEMBLY
3		♥	1	GASKET, AIR HORN
4	10-33043		7	SCREW, AIR HORN TO FLOW BOWL(SHORT)
5	10-33048		1	SCREW, AIR HORN TO FLOW BOWL(LONG)
6	13-26996		8	LOCKWASHER, AIR HORN SCREW
7	1397-3330		1	NUT, FUEL INLET-AIR HORN
	35-53336		1	FILTER, FUEL INLET-AIR HORN
9	24-48143		1	SPRING, FUEL INLET-AIR HORN
10		♥	1	GASKET, FUEL INLET NUT (LARGE)
11		♥	1	GASKET, FUEL INLET FILTER (SMALL)
12	1397-5837		1	FLOAT ASSEMBLY
13	17-33037		1	PIN, HINGE-FLOAT TO AIR HORN
14		♥	1	CLIP, HINGE PIN
15		♥	1	INLET NEEDLE AND SEAT ASSEMBLY
16		♥	1	GASKET, INLET NEEDLE AND SEAT
17	1397-5841		1	FLOAT BOWL ASSEMBLY
18	N.S.S.		1	VENTURI CLUSTER ASSEMBLY, FLOAT BOWL(NOT SOLD SEPARATELY)
19		♥	1	GASKET, VENTURI CLUSTER
20	1397-5843		1	SCREW, VENTRI CLUSTER TO FLOAT BOWL (CENTER)
21		♥	1	GASKET, VENTURI CLUSTER SCREW(CENTER)
22	1397-5842		2	SCREW, VENTURI CLUSTER TO FLOAT BOWL (OUTER)
23		❖	1	GUIDE, PUMP DISCHARGE-FLOAT BOWL
24		♥	1	SPRING, PUMP DISCHARGE-FLOAT BOWL
25		♥	1	BALL, PUMP DISCHARGE-FLOAT BOWL
26		♥	1	POWER VALVE ASSEMBLY, FLOAT BOWL
27		♥	1	GASKET, POWER VALVE
28	1397-2450		2	JET, FLOAT BOWL (STANDARD)
29	1397-5833		1	LEVER, PUMP-AIR HORN
30	10-33047		1	SCREW, AIR HORN PUMP LEVER
31	1397-5834		1	PUMP SHAFT AND LEVER ASSEMBLY, AIR HORN
32	1397-5845		1	ROD, PUMP
33		♥	1	CLIP, RETAINER-PUMP ROD
34		♥	1	PUMP ASSEMBLY, FLOAT BOWL
35		♥	1	CLIP, RETAINER-FLOAT BOWL PUMP
36		♥	1	SPRING, PUMP RETURN -FLOAT BOWL
37		♥	1	GASKET, THROTTLE BODY
38	N.S.S.		1	THROTTLE BODY ASSEMBLY (NOT SOLD SEPARATELY)
39		♥	2	IDLE ADJUSTING NEEDLE, THROTTLE BODY
40	24-33050		2	SPRING, IDLE ADJUSTING NEEDLE

❖ = COMPONENT OF CARBURETOR GASKET SET (1396-4655)

♥ = COMPONENT OF POWER CARBURETOR KIT (1397-5831)

CONTINUED ON NEXT PAGE ➡

CARBURETOR ASSEMBLY (ROCHESTER)



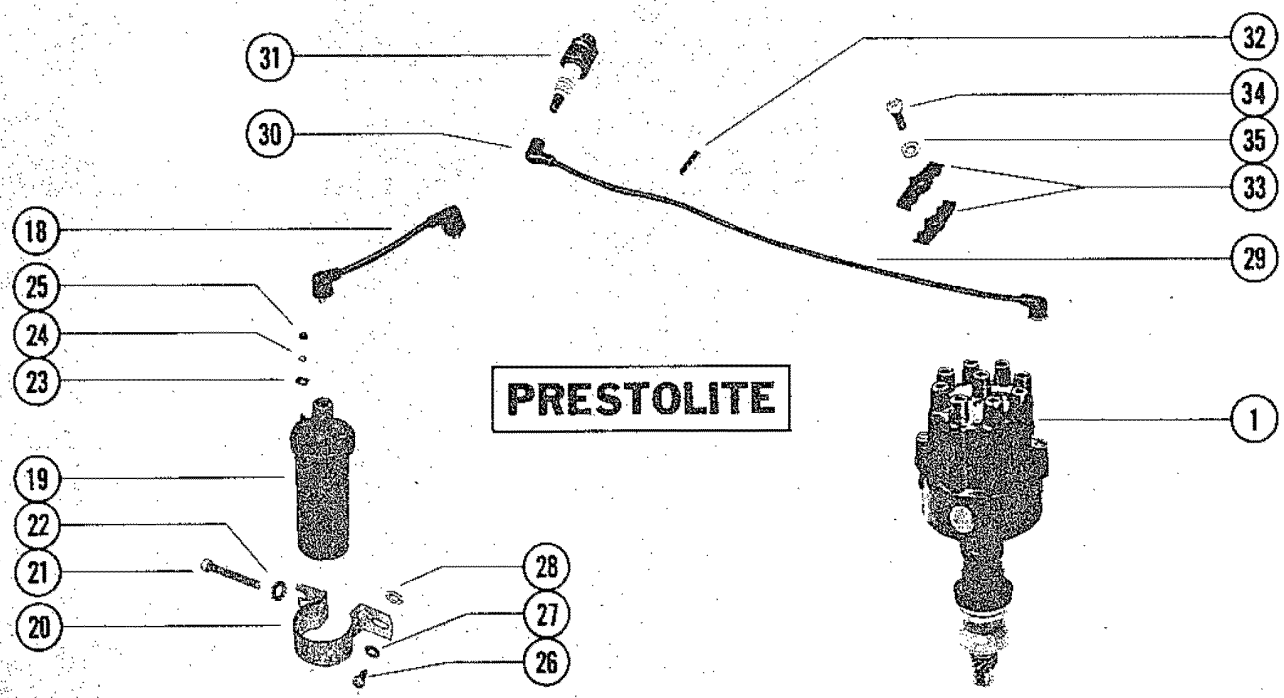
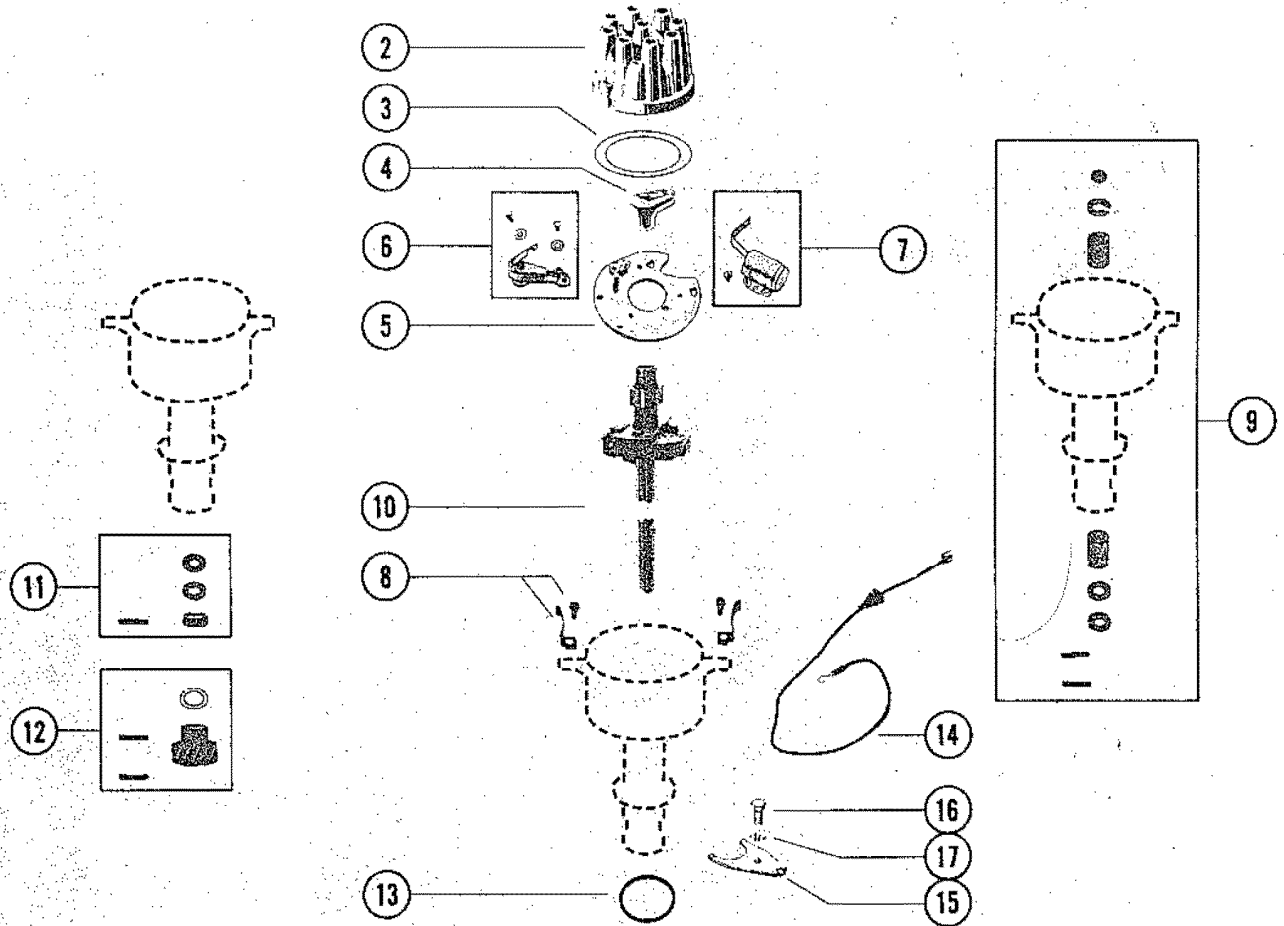
CARBURETOR ASSEMBLY (ROCHESTER)

REF. NO.	PART NO.	SYM.	QTY.	DESCRIPTION
41	1397-5846		1	IDLE STOP SCREW, THROTTLE BODY
42	54-39108		1	CLIP, IDLE STOP SCREW
43		♥	3	GASKET, CARBURETOR FLANGE
44	10-33052		3	SCREW, THROTTLE BODY TO FLOAT BOWL
45	13-33028		3	LOCKWASHER, THROTTLE BODY SCREW
46	1397-2071		1	CAM, FAST IDLE - FLOAT BOWL
47	10-33042		1	SCREW, FAST IDLE CAM TO FLOAT BOWL
48	1397-5844		1	ROD, CHOKE
49	1397-4257		1	CHOKE LEVER AND COLLAR ASSEMBLY, CHOKE SHAFT
50	1397-5840		1	CHOKE SHAFT ASSEMBLY
51	1397-5839		1	VALVE, CHOKE - CHOKE SHAFT
52	10-33045		2	SCREW, CHOKE VALVE TO CHOKE SHAFT
53	1397-5838		1	CHOKE HOUSING ASSEMBLY
54		♥	1	GASKET, CHOKE HOUSING
55	10-33053		2	SCREW, CHOKE HOUSING TO AIR HORN
56	1397-2629		1	LEVER ASSEMBLY, CHOKE PISTON
57	10-33056		1	SCREW, CHOKE PISTON LEVER TO CHOKE HOUSING
58	19-33041		1	WELCH PLUG, CHOKE HOUSING
	19-33041		1	WELCH PLUYG, CHOKE HOUSING
59	22-56772		1	PLUG, CHOKE HOUSING
60	70125		1	COVER CHOKE
61	10-33047		3	SCREW, CHOKE COVER TO CHOKE HOUSING
62	13-26995		1	LOCKWASHER, CHOKE COVER SCREW
63	86-70879		1	TERMINAL , CHOKE COVER SCREW
64	54-33036		3	RETAINER, CHOKE COVER SCREW
-	1397-5830		1	OVERHAUL KIT
-	1397-5831		1	POWER CARBURETOR KITO
-	1397-5832		1	GASKET KIT

♥ = COMPONENT OF POWER CARBURETOR KIT (1397-5831)

DISTRIBUTOR ASSEMBLY, COMPLETE (PRESTOLITE)

BREAKDOWN OF DISTRIBUTOR



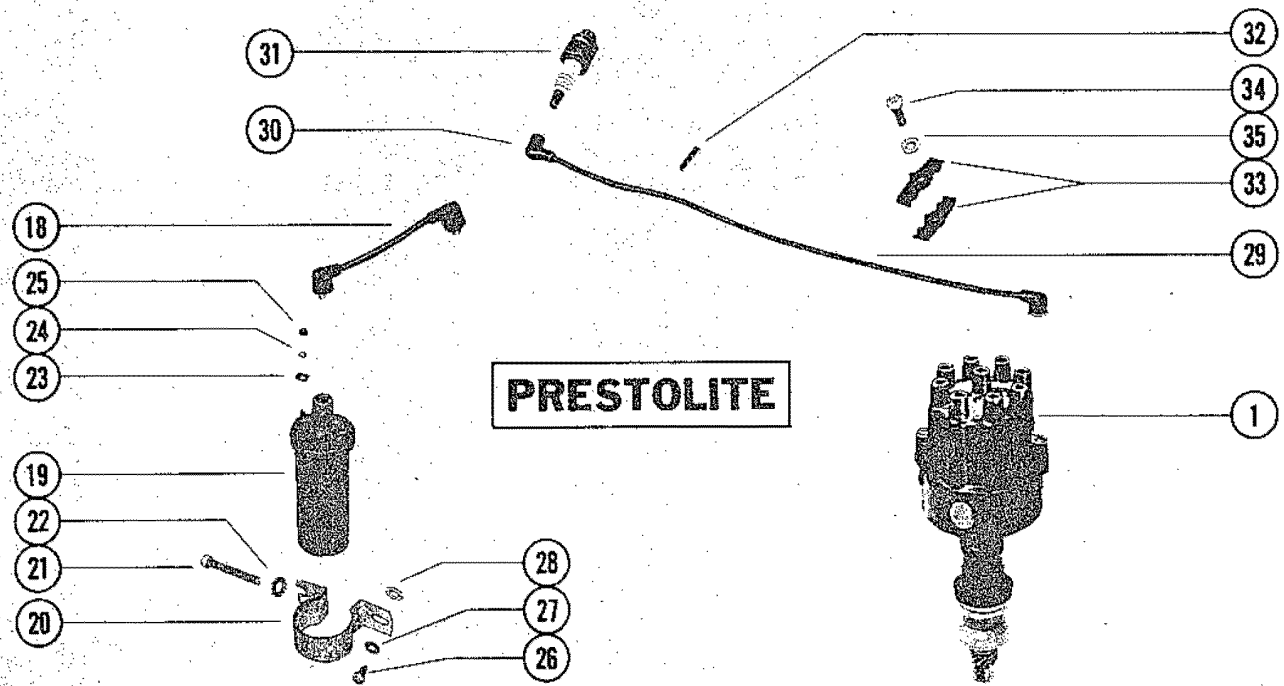
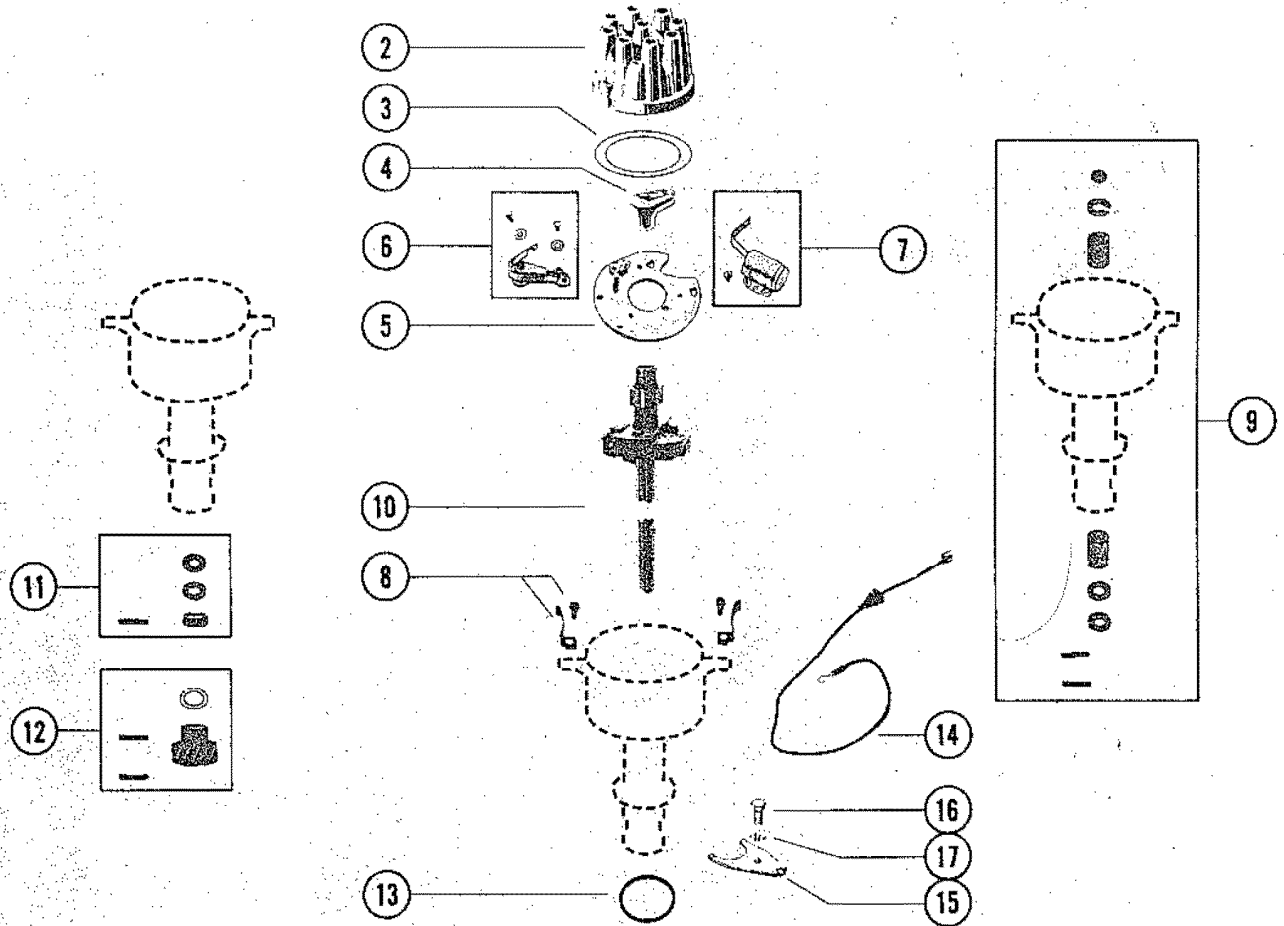
DISTRIBUTOR ASSEMBLY, COMPLETE (PRESTOLITE)

REF. NO.	PART NO.	SYM.	QTY.	DESCRIPTION
1	392-6316		1	DISTRIBUTOR ASSEMBLY, COMPLETE
2	392-6318		1	CAP,DISTRIBUTOR
3	392-6329		1	GASKET,DISTRIBUTOR CAP
4	392-6326		1	ROTOR
5	392-6323		1	PLATE ASSEMBLY,BREAKER
6	392-6325		1	BREAKER ASSEMBLY
7	392-6324		1	CONDENSER
8	392-6319		1	SPRING,DISTRIBUTOR CAP
9	392-6317		1	BEARING ASSEMBLY
10	392-6328		1	SHAFT ASSEMBLY
11	392-6320		1	COLLAR ASSEMBLY
12	392-6321		1	GEAR ASSEMBLY
13	392-6327		1	"O" RING (1 1/2" O.D.)
14	392-6322		1	LEAD ASSEMBLY,PRIMARY
-	37-75107		1	DECAL,DISTRIBUTOR CAP
15	58258		1	CLAMP,DISTRIBUTOR TO INTAKE MANIFOLD
1	10-58259		1	SCREW,DISTRIBUTOR CLAMP ATACHING (7/8")
17	13-58260		1	LOCKWASHER,DISTRIBUTOR CLAMP SCREW
18	4-75780		1	LEAD,ASSEMBLY,DISTRIBUTOR TO COIL (9 1/2")
19	32193		1	COIL,IGNITION
20	65970		0	BRACKET,IGNITION COIL MOUNTNG (NOT AS SHOWN) 1
21	10-66652		1	SCREW,BRACKET TO IGNITION COIL(1 1/2")
22	13-35048		1	LOCKWASHER,BRACKET SCREW
23	12-30164		2	WASHER,IGNITION COIL TERMINAL
24	13-26996		2	LOCKWASHER,IGNITION COIL TERMINAL
25	11-20645		2	NUT,IGNITION COIL TERMINAL
26	10-34613		1	SCREW,IGNITION COIL ATTACHING (1 3/4")
27	12-20553		1	WASHER,IGNITION COIL ATTACHING SCREW
28	23-60339		1	SPACER, IGNITION COIL ATTACHING SCREW
29	84-67957--5		1	LEAD ASSEMBLY,HIGH TENSION (38 1/2")-CYL.#8
	84-67957--6		1	LEAD ASSEMBLY,HIGH TENSION (35")-CYL.#4
	84-67957--4		1	LEAD ASSEMBLY,HIGH TENSION (34")-CYL.#7
	84-67957--1		1	LEAD ASSEMBLY,HIGH TENSION (31")-CYL.#3
	84-67957--2		1	LEAD ASSEMBLY,HIGH TENSION (28")-CYL.#2
	84-67957--7		1	LEAD ASSEMBLY,HIGH TENSION(24")-CYL.#5
	84-67957--3		1	LEAD ASSEMBLY,HIGH TENSION(21")-CYL.#1
30	47604A1		8	PROTECTOR,SPARK PLUG
31	33-61783		0	SPARK PLUG,18MM (AC#C83T)
	33-76154		8	SPARK PLUG,14MM(RBL-11Y)
32	54676		0	RETAINER,HIGH TENSION LEADS(2WIRE) 2

CONTINUED ON NEXT PAGE ➡

DISTRIBUTOR ASSEMBLY, COMPLETE (PRESTOLITE)

BREAKDOWN OF DISTRIBUTOR



DISTRIBUTOR ASSEMBLY, COMPLETE (PRESTOLITE)

REF. NO.	PART NO.	SYM.	QTY.	DESCRIPTION
32	32783		2	RETAINER,HIGH TENSION LEADS(3WIRE)
	32784		2	RETAINER, HIGH TENSION LEADS(4 WIRE)
33	63192		4	RETAINER, HIGH TENSION LEADS
34	10-47462		2	SCREW, RETAINER ATTACHING (1/4")
35	12-34567		2	WASHER, RETAINER SCREW

PARTS INDEX

Part Number	Description	Pg.	Ref. No.	Part Number	Description	Pg.	Ref. No.
01396-410	SPRING, THROTTLE STOP SCREW	27	18	36525	WATER TEMPERATURE SENDER ASSEMBLY	3	6
1026801	SCREW, LIFTING EYE ATTACHING (5/8")	33	8	38559	SWITCH, OIL PRESSURE(FOR IGNITION LIGHT)	3	13
1045716	SCREW, COVER TO REVERSE LOCK VALVE (15/16")	57	22	39670A5	SWITCH ASSEMBLY, CUT-OUT - TRANSOM PLATE	63	56
11020361	NUT, SHIFT CABLE STID	59	40	39974	CONNECTOR, TRIM LEADS - MOUNTING BRACKET	7	8
1339107	LOCKWASHER, PULLEY SCREW	51	38	45517A2	ARM ASSEMBLY, SWITCH ACTUATING	59	47
1339107	LOCKWASHER, THERMOSTAT HOUSING SCREW	37	44	45517A2	ARM ASSEMBLY, SWITCH ACTUATING	63	47
1756139	PIN, REAR BEARING CAP	49	12	45526	CAM, REVERSE LOCK VALVE	57	14
1756151	PIN, DOWELL- CYLINDER BLOCK	49	13	45526	CAM, REVERSE LOCK VALVE	61	14
22789	"D" WASHER, CLIP ATTACHING SCREW	59	46	45528A2	COVER ASSEMBLY, REVERSE LOCK VALVE	57	19
22789	"D" WASHER, CLIP ATTACHING SCREW	63	46	45528A2	COVER ASSEMBLY, REVERSE LOCK VALVE	61	19
22789	"D" WASHER, SWITCH LEADS CLIP SCREW	59	60	45709	FOLLOWER, CAM	57	11
2545711	"O" RING, VALVE COVER	57	20	45709	FOLLOWER, CAM	61	11
26079	PLATE, WIRING HARNESS TO MOUNTING BRACKET	7	2	45717	SHIELD, REVERSE INTERLOCK SWITCH	59	42
26433	COIL, IGNITION	11	21	45717	SHIELD, REVERSE INTERLOCK SWITCH	63	42
26433	COIL, IGNITION	15	24	45915	TERMINAL BLOCK	7	23
26433	COIL, IGNITION	19	20	46732A1	LEVER ASSEMBLY, CAM	57	25
32193	COIL,IGNITION	77	19	46732A1	LEVER ASSEMBLY, CAM	61	25
32783	RETAINER, HIGH TENSION LEADS (3 WIRE)	11	34	47165A5	REVERSE LOCK VALVE ASSEMBLY	57	8
32783	RETAINER, HIGH TENSION LEADS (3 WIRE)	17	37	47518	TRUNNION, ADJUSTING - MOUNTING BRACKET	39	18
32783	RETAINER, HIGH TENSION LEADS (3 WIRE)	21	33	47604A1	PROCTECTOR, SPARK PLUG	11	32
32783	RETAINER,HIGH TENSION LEADS(3WIRE)	79	32	47604A1	PROTECTOR, SPARK PLUG	15	35
32784	RETAINER, HIGH TENSION LEADS (4 WIRE)	13	34	47604A1	PROTECTOR, SPARK PLUG	19	31
32784	RETAINER, HIGH TENSION LEADS (4 WIRE)	13	34	47604A1	PROTECTOR, SPARK PLUG	77	30
32784	RETAINER, HIGH TENSION LEADS (4 WIRE)	17	37	47816	SIGHT GLASS	23	5
32784	RETAINER, HIGH TENSION LEADS (4 WIRE)	17	37	47816	SIGHT GLASS	69	5
32784	RETAINER, HIGH TENSION LEADS (4 WIRE)	21	33	47861A11	LEAD ASSEMBLY, HIGH TENSION (38 1/2")	11	31
32784	RETAINER, HIGH TENSION LEADS(4 WIRE)	79	32	47861A12	LEAD ASSEMBLY, HIGH TENSION (35")	11	31
33149	MOUNT, RUBBER - FLYWHEEL HOUSING	65	2	47861A13	LEAD ASSEMBLY, HIGH TENSION (24")	11	31
33321	BRACKET, IGNITION COIL MOUNTING (NOT AS SHOWN)	15	25	47861A5	LEAD ASSEMBLY, HIGH TENSION (31")	11	31
33321	BRACKET, IGNITION COIL MOUNTING(NOT AS SHOWN)	11	22	47861A6	LEAD ASSEMBLY, HIGH TENSION (28")	11	31
33321	BRACKET, IGNITION COIL MOUNTING(NOT AS SHOWN)	19	21	47861A8	LEAD ASSEMBLY, HIGH TENSION (21")	11	31
34623	OIL PRESSURE SENDER ASSEMBLY (FOR GAUGE)	3	9	47861A9	LEAD ASSEMBLY, HIGH TENSION (34")	11	31
36177	INSULATOR, SOLENOID TO MOUNTING BRACKET	9	28	47986	BRACKET, MOUNTING - ENGINE	39	19
				48165A5	REVERSE LOCK VALVE ASSEMBLY	61	8
				49646A1	SWITCH ASSEMBLY, CUT-OUT- TRANSOM PLATE	59	56

PARTS INDEX

Part Number	Description	Pg.	Ref. No.	Part Number	Description	Pg.	Ref. No.
49924	ROTOR	11	3	56156	COVER, ROCKER(PORT)	43	1
53821	BELLOWS, EXHAUST ELBOW	35	27	56158	VALVE, INLET (.015 O.S.)	43	16
54099A5	EXHAUST MANIFOLD ASSEMBLY, STARBOARD	33	1	56160	RETAINER, VALVE SPRING - INLET AND EXHAUST	43	12
54100A5	EXHAUST MANIFOLD ASSEMBLY, PORT	33	1	56161	SLEEVE, RETAINER - INLET AND EXHAUST	43	13
54205	BUMPER, CLAMP	19	9	56163	BAFFLE, INTAKE MANIFOLD	51	16
54463	BRACKET, MOUNTING (FRONT - PORT)	39	1	56166	BALL, ROCKER ARM	43	8
54464	BRACKET, ALTERNATOR MOUNTING	3	26	56168	ARM, ROCKER	43	9
54479	BRACE, ALTERNATOR ADJUSTING	3	21	56169	ROD, PUSH	43	17
54552	FUEL PUMP ASSEMBLY	23	1	56171	COVER, ROCKER (STARBOARD)	43	1
54646	BRACKET, MOUNTING - FUEL FILTER	23	11	56174	OIL PUMP ASSEMBLY	47	1
54646	BRACKET, MOUNTING - FUEL FILTER	69	9	56178	ROTOR AND SHAFT, OIL PUMP	47	13
54676	RETAINER, HIGH TENSION LEADS (2 WIRE)	11	34	56179	PLATE, OIL PUMP	47	9
54676	RETAINER, HIGH TENSION LEADS (2 WIRE)	17	37	56855	SHAFT ASSEMBLY, OIL PUMP	47	11
54676	RETAINER, HIGH TENSION LEADS (2 WIRE)	19	33	56856	SCREEN, OIL PUMP	47	4
54676	RETAINER, HIGH TENSION LEADS(2WIRE) 2	77	32	56863	VALVE, HOSE TO ROCKER COVER	25	31
54869	BRACKET, MOUNTING - STARTER SOLENOID	9	27	56863	VALVE, HOSE TO ROCKER COVER	69	32
549702A2	LEVER ASSEMBLY, SHIFT CONTROL- CAM LEVER	57	33	56865	PLUNGER, OIL PUMP RELIEF VALVE	47	7
55054	FLAME ARRESTOR, CARBURETOR (NOT AS SHOWN)	25	35	56875	CAP, OIL FILLER - ROCKER COVER	43	4
55481	BASE, FUEL FILTER	23	9	56878	PLATE, COVER - REAR	65	6
55481	BASE, FUEL FILTER	69	7	56881	PULLEY, WATER PUMP(USE WITH B-58086 PUMP - SEE REF.#31)	51	36
55789	RETAINER, HIGH TENSION LEADS	13	35	58015A2	DISTRIBUTOR ASSEMBLY, COMPLETE	11	1
56103	COVER, TIMING	51	23	58017	LEAD ASSEMBLY, PRIMARY TERMINAL	11	10
56109	POINTER, TIMING COVER	51	26	58022	COLLAR, THRUST	11	13
56129	CHAIN, TIMING	45	24	58031	CLAMP, DISTRIBUTOR CAP ATTACHING	11	11
56130	PLATE, THRUST-CAMSHAFT (STANDARD)	45	22	58033	BREAKER ASSEMBLY	11	7
56131	PLATE, THRUST - CAMSHAFT (.002 O.S.)	45	22	58034	CONDENSER	11	6
56132	PLATE, THRUST - CAMSHAFT (.004 O.S.)	45	22	58057	RETAINER, CAM TO SHAFT	11	4
56137	ECCENTRIC, CAMSHAFT (FUEL PUMP DIRVE) - 1 PIECE	45	28	58086	WATER PUMP(IDENTIFICATION- CASTING PART #C80E-D)	51	31
56143	SLINGER, OIL- CRANKSHAFT	55	16	58258	CLAMP, DISTRIBUTOR TO INTAKE MANIFOLD	11	17
56144	PULLEY, CRANKSHAFT	55	20	58258	CLAMP, DISTRIBUTOR TO INTAKE MANIFOLD	15	20
56145	DAMPER ASSEMBLY, CRANKSHAFT	55	17	58258	CLAMP, DISTRIBUTOR TO INTAKE MANIFOLD	19	16
56153	LIFTER, HYDRULIC - TAPPET	45	18	58258	CLAMP, DISTRIBUTOR TO INTAKE MANIFOLD	77	15
56154	VALVE, EXHAUST (STANDARD)	43	16	58265	REINFORCEMENT, WATER PUMP PULLEY	51	35
56155	VALVE, EXHAUST (.015 O.S.)	43	16	59137	THERMOSTAT	35	40
				59498	COVER, THERMOSTAT	37	41
				59646	CABLE, STARTER (YELLOW - 11")	9	38
				59816	CIRCUIT BREAKER	7	10

PARTS INDEX

Part Number	Description	Pg.	Ref. No.	Part Number	Description	Pg.	Ref. No.
59824	ELBOW, EXHAUST	35	23	63192	RETAINER, HIGH TENSION		
59825	SEPARATOR, EXHAUST	35	29		LEADS	79	33
59826A1	ENGINE COUPLING ASSEMBLY	55	23	63333A2	LEVER ASSEMBLY, SHIFT CONTROL-CAM LEVER	59	33
59826A3	ENGINE COUPLING ASSEMBLY	55	23	63421A1	BAFFLE, CARBURETOR	25	43
60102	BRACKET, MOUNTING - THROTTLE CABLE	23	18	63499	BRACKET, MOUNTING - ENGINE	41	1
60207	PLATE, EXHAUST ELBOW TO EXHAUST MANIFOLD	35	19	63588A1	THERMOSTAT HOUSING ASSEMBLY	35	35
60220A1	SHIFT BRACKET ASSEMBLY	57	1	64025A2	DISTRIBUTOR ASSEMBLY, COMPLETE	19	1
60252	END CAP/CONNECTOR, EXHAUST MANIFOLD	33	9	64636	BRACKET, CIRCUIT BREAKER	7	18
60335	LEAD ASSEMBLY, DISTRIBUTOR TO COIL (7 1/2")	11	20	64784	ROD, PUSH	45	17
60341	BRACKET, MOUNTING - WIRING HARNESS	7	4	64850	BREAKER ASSEMBLY	19	6
60351	WIRING HARNESS	7	1	65057	STARTER SOLENOID	9	29
60416	TUBE, OIL LEVEL GAUGE	47	22	65603A4	EXHAUST MANIFOLD ASSEMBLY, STARBOARD	33	1
60421A2	BRACKET ASSEMBLY, MOUNTING - FRONG	39	11	65604A4	EXHAUST MANIFOLD ASSEMBLY, PORT	33	1
60426A1	EXHAUST ELBOW ASSEMBLY	35	14	65864	ROTOR	19	3
60429	MOUNT, MOUNTING BRACKET	39	12	65970	BRACKET,IGNITION COIL MOUNTNG (NOT AS SHOWN) 1	77	20
60556A1	SWITCH ASSEMBLY, REVERSE INTERLOCK	59	41	66012	SPACER,CARBURETOR	69	24
60556A1	SWITCH ASSEMBLY, REVERSE INTERLOCK	63	41	66057A3	SHIFT BRACKET ASSEMBLY	61	1
60565	OIL FILTER	51	41	66059	BRACKET, MOUNTING - SHIFT	63	58
60599	GAUGE, OIL LEVEL (DIPSTICK)	47	30	66178A1	ECCENTRIC ASS'Y, CAMSHAFT (FUEL PUMP DRIVE) - 2 PIECE	45	28
60606	BRACKET, OIL LEVEL GAUGE	47	23	66284	BRACKET, MOUNTING	41	7
60711	OIL PAN	47	16	66397A1	LEVER ASSEMBLY, SHIFT CONTROL - CAM LEVER	61	33
60712	INTAKE	49	14	68651	PLATE, COVER - REAR	65	6
60716	SPACER, CARBURETOR	25	27	69729	ALTERNATOR ASSEMBLY	3	17
60783A3	THERMOSTAT HOUSING ASSEMBLY	35	35	70125	COVER CHOKE	75	60
60930	SHUTTER, WATER EXHAUST SEPARATOR	35	30	70126	BRACKET,MOUNTING - THROTTLE CABLE	69	16
60931	RETAINER, WATER SHUTTER	35	31	70144	FLAME ARRESTOR,CARBURETOR	69	36
61413	BRACKET, MOUNTING (FRONT - STARBOARD)	39	1	70649	BRACKET, CIRCUIT BREAKER/WIRING HARNESS	7	18
61854	BRACKET, MOUNTING (FRONT - PORT AND STARBOARD)	39	1	70717	BRACKET, OIL LEVEL GAUGE	47	23
61990	STA-STRAP, WIRING HARNESS	7	22	70981	BELLOWS, EXHAUST ELBOW - TAPERED	35	27
62092	FUEL PUMP ASSEMBLY	23	1	71281	PULLEY, WATER PUMP(USE WITH B-71683 PUMP - SEE REF. #31)	51	36
62092	FUEL PUMP ASSEMBLY	69	1	71683	WATER PUMP(IDENTIFICATION- CASTING PART #D3JE-AA)	51	31
62093	BRACKET, CIRCUIT BREAKER	7	16	71685	DAMPER ASSEMBLY, CRANKSHAFT	55	17
62898	COVER, THERMOSTAT	37	41	71686	ROD, PUSH	45	17
63192	RETAINER, HIGH TENSION LEADS	17	38	71777	VALVE, EXHAUST (STANDARD)	43	16
63192	RETAINER, HIGH TENSION LEADS	21	34	71778	VALVE, EXHAUST (.015 O.S.)	43	16

PARTS INDEX

Part Number	Description	Pg.	Ref. No.	Part Number	Description	Pg.	Ref. No.
71779	VALVE, INLET (STANDARD)	43	16	10-21643	SCREW, REVERSE		
71907	TUBE, OIL LEVEL GAUGE ..	47	22		NITERLOCK SWITCH		
72560	VALVE, INLET (.015 O.S.) ..	43	16		LEAD CLIP ATTACHING		
72561	RETAINER, VALVE SPRING -				(1/2")	59	45
	INLET	43	12	10-21643	SCREW, SWITCH LEADS		
72562	SLEEVE, RETAINER - INLET				CLIP TO TRANSOM PLATE		
	AND EXHAUST (.....	43	13		(1/2")	59	59
73738	ELBOW, EXHAUST	35	23	10-22956	SCREW, STARTER		
74000	FLAME				SOLENOID TO MOUNTING		
	ARRESTOR,CARBURETOR	69	36		BRACKET	9	30
75401	OIL PAN	47	16	10-23296	SCREW, WATER PUMP AND		
75621	VALVE, EXHAUST				TIMING COVER(2 5/8") ..	51	33
	(STANDARD)	43	16	10-24234	SCREW, THERMOSTAT		
75622	VALVE, EXHAUST (.015 O.S.)	43	16		COVER TO THERMOSTAT		
75623	RETAINER, VALVE SPRING -				HOUSING (1")	37	43
	EXHAUST	43	12	10-24637	SCREW, CONNECTOR TO		
76351A1	EXHAUST ELBOW				MOUNTING BRACKET		
	ASSEMBLY	35	14	10-24637	(7/8")	7	9
76812A4	REVERSE LOCK VALVE			10-24637	SCREW, TERMINAL BLOCK		
	ASSEMBLY	61	8		(7/8")	63	62
8536554	CYLINDER BLOCK			10-25038	SCREW, REVERSE LOCK		
	ASSEMBLY(INCLUDES				VALVE TO SHIFT		
	BEARING CAPS)	49	1	10-25038	SUPPORT BRACKET (7/8")	57	29
9496358	CYLINDER HEAD ASSEMBLY	49	7		SCREW, REVERSE LOCK		
956157	VALVE, INLET (STANDARD)	43	16		VALVE TO SHIFT		
N.S.S.	AIR HORN (NOT SOLD				SUPPORT BRACKET (7/8")	61	29
	SEPARATELY)	73	1	10-25299	SCREW, FLYWHEEL		
N.S.S.	ROD, PRIMARY(NOT SOLD				HOUSING ATTACHING		
	SEPARATELY)	27	14		(3/4")	65	8
N.S.S.	THROTTLE BODY			10-25503	SCREW, TIMING COVER TO		
	ASSEMBLY (NOT SOLD				CYLINDER BLOCK (2") ..	51	29
	SEPARATELY)	73	38	10-26632	SCREW STARTER MOTOR		
N.S.S.	VENTURI CLUSTER				TO CYL. BLOCK	3	2
	ASSEMBLY, FLOAT			10-26632	SCREW, STARTER MOTOR		
	BOWL(NOT SOLD				TO CYL. BLOCK	3	2
	SEPARATELY)	73	18	10-26632	SCREW, STARTER MOTOR		
4-75780	LEAD,ASSEMBLY,DISTRIBUTOR				TO CYL. BLOCK	3	2
	TO COIL (9 1/2")	77	18	10-26801	SCREW, LIFTING EYE		
10-20055	SCREW, WIRING HARNESS				ATTACHING (5/8")	33	8
	TO ALTERNATOR (3/8") ..	3	18	10-26801	SCREW, LIFTING EYE		
10-20100	SCREW, CLAMP ATTACHING	47	25		ATTACHING (5/8")	33	8
10-20639	SCREW, FUEL FILTER TO			10-27165	SCREW, BRACKET TO		
	MOUNTING BRACKET				EXHAUST MANIFOLD		
	(1/2")	23	12		(3/4")	7	17
10-20639	SCREW,FUEL FILTER TO			10-27165	SCREW, LIFTING EYE		
	MOUNTING BRACKET				ATTACHING (3/4")	33	8
	(1/2")	69	10	10-28782	SCREW, TIMING COVER TO		
10-20776	SCREW, OIL LEVEL GAUGE				CYLINDER BLOCK (7/8") ..	51	28
	TUBE CLIP TO BRACKET			10-29198	SCREW, ALTERNATOR		
	(1/2")	47	29		BRACE TO ALTERNATOR		
10-21077	SCREW, PULLEY TO				(7/8")	3	22
	DAMPER (7/8")	55	21	10-30155	SCREW, ADJUSTING -		
10-21335	SCREW, CLAMP TO				MOUNTING BRACKET ...	39	2
	DISTRIBUTOR	19	10	10-30902	SCREW, SWITCH		
10-21548	SCREW, CLAMP ATTACHING				ASSEMBLY TO TRANSOM		
	(5/8")	47	25		PLATE (3/4")	59	57
10-21643	SCREW, REVERSE			10-30902	SCREW, SWITCH		
	INTERLOCK SWITCH				ASSEMBLY TO TRANSOM		
	LEAD CLIP ATTACHING				PLATE (3/4")	63	57
	(1/2")	63	45				

PARTS INDEX

Part Number	Description	Pg.	Ref. No.	Part Number	Description	Pg.	Ref. No.
10-33042	SCREW, FAST IDLE CAM TO FLOAT BOWL	75	47	10-37892	SCREW, THROTTLE CABLE TO CARBURETOR (1")	25	38
10-33043	SCREW, AIR HORN TO FLOW BOWL(SHORT)	73	4	10-37892	SCREW, THROTTLE CABLE TO CARBURETOR(1")	71	39
10-33045	SCREW, CHOKE VALVE TO CHOKE SHAFT	75	52	10-45218	SCREW, TERMINAL BLOCK (3/8")	63	63
10-33047	SCREW, AIR HORN PUMP LEVER	73	30	10-45716	SCREW, COVER TO REVERSE LOCK VALVE (15/16")	61	22
10-33047	SCREW, CHOKE COVER TO CHOKE HOUSING	75	61	10-46718	SCREW, WIRING HARNESS PLATE TO MOUNTING BRACKET (3/4")	7	3
10-33048	SCREW, AIR HORN TO FLOW BOWL(LONG)	73	5	10-46736	SCREW, CAM TO CAM LEVER (1/2")	57	15
10-33052	SCREW, THROTTLE BODY TO FLOAT BOWL	75	44	10-46736	SCREW, CAM TO CAM LEVER (1/2")	61	15
10-33053	SCREW, CHOKE HOUSING TO AIR HORN	75	55	10-47277	SCREW, PULLEY TO WATER PUMP(3/4")	51	37
10-33056	SCREW, CHOKE PISTON LEVER TO CHOKE HOUSING	75	57	10-47462	SCREW, BRACKET TO CYL. BLOCK (1 1/4")	5	31
10-33231	SCREW, TENSION SPRING TO ARM	59	48	10-47462	SCREW, FLYWHEEL HOUSING ATTACHING (1 1/4")	65	4
10-33231	SCREW, TENSION SPRING TO ARM	63	48	10-47462	SCREW, RETAINER ATTACHING (1 1/4")	13	36
10-33311	SCREW, BRACKET TO IGNITION COIL (1 1/2")	11	23	10-47462	SCREW, RETAINER ATTACHING (1 1/4")	17	39
10-33311	SCREW, BRACKET TO IGNITION COIL (1 1/2")	15	26	10-47462	SCREW, RETAINER ATTACHING (1 1/4")	21	35
10-33311	SCREW, BRACKET TO IGNITION COIL (1 1/2")	19	22	10-47462	SCREW, RETAINER ATTACHING (1/4")	79	34
10-34613	SCREW, IGNITION COIL ATTACHING (1 3/4")	11	28	10-47618	SCREW, CIRCUIT BREAKER TO BRACKET	7	11
10-34613	SCREW, IGNITION COIL ATTACHING (1 3/4")	15	31	10-47651	SCREW, SHIFT BRACKET TO FLYWHEEL HOUSING (1 1/2")	57	6
10-34613	SCREW, IGNITION COIL ATTACHING (1 3/4")	19	27	10-47651	SCREW, SHIFT BRACKET TO FLYWHEEL HOUSING (1 1/2")	61	6
10-34613	SCREW,IGNITION COIL ATTACHING (1 3/4")	77	26	10-47654	SCREW, CLAMP - ADJUSTING TRUNNION (2-3/4")	39	7
10-35386	SCREW, BRACKET TO INTAKE MANIFOLD (1")	7	20	10-48254	SCREW, MOUNTING BRACKET ATTACHING (2 1/8")	39	20
10-35386	SCREW, END CAP/CONNECTOR TO EXHAUST MANIFOLD (1")	33	11	10-48308	SCREW, ALTERNATOR TO ALTERNATOR BRACKET (3 3/4")	3	27
10-35386	SCREW, HOUSING TO INTAKE MANIFOLD (1")	35	37	10-48591	SCREW, TERMINAL BLOCK TO WIRING HARNESS BRACKET	9	24
10-35386	SCREW, LIFTING EYE TO INTAKE MANIFOLD(1")	51	22	10-52156	SCREW, ADJUSTING TRUNNION (4 1/2")	39	14
10-35386	SCREW, MOUNTING BRACKET ATTACHING (1")	7	5	10-52743	SCREW, WATER PUMP AND TIMING COVER TO CYLINDER BLOCK (3 3/4"	51	30
10-35386	SCREW, SHIFT BRACKET ATTACHING	63	59	10-53016	SCREW, END CAP/CONNECTOR TO EXHAUST MANIFOLD (1 1/4")	33	12
10-36046	SCREW, BREAKER AND CONDENSER ATTACHING	19	4				
10-37612	SCREW, ALTERNATOR BRACKET TO TIMING COVER (1 1/4")	5	33				
10-37612	SCREW, EXHAUST MANIFOLD TO CYL. HEAD (1 1/4")	33	5				

PARTS INDEX

Part Number	Description	Pg.	Ref. No.	Part Number	Description	Pg.	Ref. No.
10-53167	SCREW, ADAPTOR TO MANIFOLD	69	26	10-59645	SCREW, LIFTING EYE TO INTAKE MANIFOLD(3/4")	51	22
10-54523	SCREW, HOUSING TO INTAKE MANIFOLD (1") - ALLEN HEAD	35	37	10-60707	SCREW, BAFFLE TO INTAKE MANIFOLD	51	17
10-54847	SCREW, FLYWHEEL HOUSING ATTACHING (2)	65	4	10-60708	SCREW, OIL PAN TO CYLINDER BLOCK (1/4-20 X 5/8")	47	21
10-55300	SCREW, ALTERNATOR BRACE TO CYLINDER BLOCK (5 1/4")	3	24	10-60708	SCREW, ROCKER COVER TO CYLINDER HEAD (5/8")	43	3
10-55300	SCREW, WATER PUMP AND TIMING COVER TO CYLINDER BLOCK (5 1/4")	51	30	10-60709	BOLT, DAMPER TO CRANKSHAFT (1 3/4")	55	18
10-55511	SCREW, TIMING COVER TO CYLINDER BLOCK (1 1/2")	51	28	10-60835	SCREW, EXHAUST SEPARATOR TO GIMBAL HOUSING (5")	35	32
10-56112	BOLT, CYLINDER HEAD TO CYLINDER BLOCK(3 7/8")	49	10	10-60992	SCREW, EXHAUST ELBOW TO EXHAUST SEPARATOR (1 1/4")	35	25
10-56113	BOLT, CYLINDER HEAD TO CYLINDER BLOCK(2 1/4")	49	10	10-62568	SCREW, LEADS TO TERMINAL BLOCK	9	25
10-56123	BOLT, CONNECTING ROD	53	4	10-66652	SCREW, BRACKET TO IGNITION COIL(1 1/2")	77	21
10-56133	SCREW, PLATE TO OIL PUMP (5/8")	47	10	10-68743	SCREW, ENGINE LOCATING	41	2
10-56133	SCREW, THRUST PLATE TO CYLINDER BLOCK (5/8")	45	23	10-69028	SCREW, STARTER SOLENOID TO MOUNTING BRACKET	9	30
10-56138	SCREW, ECCENTRIC AND SPROCKET TO CAMSHAFT (1 1/2")	45	25	10-71681	BOLT, CYLINDER HEAD TO CYLINDER BLOCK(3 15/16")	49	10
10-56176	SCREW, OIL PUMP TO CYLINDER BLOCK (1 1/4")	47	14	10-71682	BOLT, CYLINDER HEAD TO CYLINDER BLOCK(2 15/16")	49	10
10-56858	SCREW, OIL PAN TO CYLINDER BLOCK (5/16-18 X 7/8")	47	20	10-75616	BOLT, CYLINDER HEAD TO CYLINDER BLOCK(3 15/16")	49	10
10-56858	SCREW, SCREEN TO OIL PUMP (7/8")	47	5	10-75617	BOLT, CYLINDER HEAD TO CYLINDER BLOCK(2 15/16")	49	10
10-56882	SCREW, FUEL PUMP TO CYLINDER BLOCK (1 1/2")	23	2	11-20083	NUT, STARTER SOLENOID TERMINAL (5/16")	9	36
10-56882	SCREW, FUEL PUMP TO CYLINDER BLOCK (1 1/2")	69	2	11-20110	NUT, COVER SCREW	61	23
10-574841	SCREW, WATER PUMP AND TIMING COVER(1 1/2")	51	33	11-20110	NUT, COVER SCREW	57	23
10-58018	SCREW, BREAKER AND CONDENSER ATTACHING	11	5	11-20110	NUT, SHIFT CONTROL LEVER TO CAM LEVER STUD	57	32
10-58259	SCREW, DISTRIBUTOR CLAMP ATTACHING (7/8")	11	18	11-20110	NUT, SHIFT CONTROL LEVER TO CAM LEVER STUD	61	32
10-58259	SCREW, DISTRIBUTOR CLAMP ATTACHING (7/8")	15	21	11-20190	NUT, CLAMP ATTACHING SCREW	47	27
10-58259	SCREW, DISTRIBUTOR CLAMP ATTACHING (7/8")	19	17	11-20361	NUT, CLAMP ATTACHING SCREW	47	27
10-58259	SCREW, DISTRIBUTOR CLAMP ATTACHING (7/8")	77	1	11-20361	NUT, SHIFT BRACKET STUD	61	5
10-58261	BOLT, INTAKE MANIFOLD TO CYL. HEAD(2")	51	18	11-20361	NUT, SHIFT BRACKET STUD	57	5
10-58332	SCREW, SHIELD AND SWITCH TO REVERSE LOCK VALVE (3/4")	59	43	11-20361	NUT, SHIFT CABLE TO LEVER STUD	57	37
10-58332	SCREW, SHIELD AND SWITCH TO REVERSE LOCK VALVE (3/4")	63	43	11-20361	NUT, SHIFT CABLE TO LEVER STUD	59	37
10-59645	SCREW, BRACKET TO INTAKE MANIFOLD (3/4")	7	19	11-20361	NUT, SHIFT CABLE TO LEVER STUD	61	37

PARTS INDEX

Part Number	Description	Pg.	Ref. No.	Part Number	Description	Pg.	Ref. No.
11-20361	NUT, THROTTLE CABLE STUD	23	22	11-35814	NUT, SWITCH ACTUATING ARM STUD	63	55
11-20361	NUT, THROTTLE CABLE STUD	69	19	11-35814	NUT, FUEL FILTER SCREW	69	12
11-20586	NUT, FLAME ARRESTOR STUD	25	37	11-45812	NUT, THROTTLE CABLE SCREW	25	42
11-20586	NUT, STARTER SOLENOID SCREW	9	32	11-45812	NUT, THROTTLE CABLE SCREW	71	43
11-20586	NUT, FLAME ARRESTOR STUD	71	38	11-46438	NUT, CURCUIT BREAKER SCREW	7	15
11-20645	NUT, IGNITION COIL TERMINAL	11	27	11-46793	NUT, CARBURETOR STUD	25	26
11-20645	NUT, IGNITION COIL TERMINAL	15	30	11-46793	NUT, CARBURETOR STUD	69	23
11-20645	NUT, IGNITION COIL TERMINAL	19	26	11-47525	NUT, JAM - ADJUSTING TRUNNION SCREW	39	16
11-20645	NUT, OIL PRESSURE SENDER TERMINAL (#10)	3	11	11-49838	NUT, EXHAUST ELBOW TO EXHAUST MANIFOLD STUD	35	22
11-20645	NUT, OIL PRESSURE SWITCH	3	15	11-49838	NUT, EXHAUST MANIFOLD STUD	33	5D
11-20645	NUT, STARTER SOLENOID TERMINAL (10-32)	9	34	11-56122	NUT, CONNECTING ROD BOLT	53	5
11-20645	NUT, WATER TEMPERATURE SENDER TERMINAL (#10)	3	8	11-56167	NUT, ROCKER ARM STUD	43	7
11-20645	NUT, IGNITION COIL TERMINAL	77	25	11-56407	NUT, FLYWHEEL AND COUPLING STUDS	55	26
11-20739	NUT, JAM - MOUNTING BRACKET	41	8	11-58019	NUT, PRIMARY TERMINAL	11	9
11-21908	NUT, STARTER SOLENOID TERMINAL (5/16")	9	36	11-58263	NUT, INTAKE MANIFOLD STUD	51	20
11-22024	NUT, ENGINE LOCATING SCREW	41	3	11-63341	TEE NUT, SHIFT CABLE STUD	59	40
11-22024	NUT, MOUNTING BRACKET SCREW	39	3	11-63341	TEE NUT, SHIFT CABLE STUD	63	40
11-22053	NUT, STARTER MOTOR TERMINAL (5/16-24)	3	5	12-20084	WASHER, CARBURETOR STUD	23	25
11-23161	NUT, ALTERNATOR BRACKET SCREW	5	30	12-20084	WASHER, CARBURETOR STUD S	25	25
11-25594	NUT, CARBURETOR STUD	23	26	12-20084	WASHER, FUEL FILTER SCREW	23	13
11-25594	NUT, CARBURETOR STUD	25	26	12-20084	WASHER, FUEL FILTER SCREW	69	11
11-28517	NUT, OIL PUMP SCREEN STUD	49	6	12-20084	WASHER, THERMOSTAT HOUSING SCREW	35	38
11-28941	NUT, JAM - FLAME ARRESTOR MOUNTING STUD (BOTTOM)	25	34	12-20084	WASHER, ADAPTOR TO MANIFOLD SCREW	69	27
11-28941	NUT, JAM-FLAME ARRESTOR MOUNTING STUD (BOTTOM)	69	35	12-20084	WASHER, CARBURETOR STUD	69	22
11-29553	NUT, CLAMP ADJUSTING TRUNNION SCREW	39	10	12-20128	WASHER, THROTTLE CABLE SCREW	25	40
11-32219	NUT, STARTER MOTOR STUD	3	2C	12-20128	WASHER, THROTTLE CABLE SCREW	71	41
11-34933	NUT, MOUNTING BRACKET STUD	39	6	12-20553	WASHER, ALTERNATOR BRACKET SCREW	3	28
11-34933	NUT, MOUNTING BRACKET STUD	41	6	12-20553	WASHER, IGNITION COIL ATTACHING SCREW	11	29
11-35814	NUT, FUEL FILTER SCREW	23	14	12-20553	WASHER, IGNITION COIL ATTACHING SCREW	15	32
11-35814	NUT, SWITCH ACTUATING ARM STUD	59	55	12-20553	WASHER, IGNITION COIL ATTACHING SCREW	19	28
				12-20553	WASHER, IGNITION COIL ATTACHING SCREW	77	27
				12-20878	WASHER, OIL PRESSURE SWITCH	3	14

PARTS INDEX

Part Number	Description	Pg.	Ref. No.	Part Number	Description	Pg.	Ref. No.
12-21273	WASHER, CAM LEVER STUD	57	31	12-39143	WASHER, SHIFT LEVER STUD	57	36
12-21273	WASHER, CAM LEVER STUD	61	31	12-39143	WASHER, SHIFT LEVER STUD	59	36
12-21631	WASHER, THROTTLE CABLE STUD	23	20	12-39143	WASHER, SHIFT LEVER STUD	61	36
12-21631	WASHER, THROTTLE CABLE STUD	69	18	12-45713	WASHER, RETAINING - BALL TO VALVE COVER	61	17
12-22937	WASHER, FLAME ARRESTOR STUD	25	36	12-45713	WASHER, RETAINING- BALL TO VALVE COVER	57	17
12-22937	WASHER, STARTER SOLENOID SCREW	9	31	12-47960	WASHER, CIRCUIT BREAKER SCREW	7	12
12-22937	WASHER, FLAME ARRESTOR STUD	69	37	12-48611	WASHER, MOUNTING BRACKET	39	13
12-26014	WASHER, CLAMP ATTACHING SCREW	47	26	12-54426	WASHER, MOUNTING BRACKET SCREW	41	5
12-26168	WASHER, ALTERNATOR BRACE SCREW	3	23	12-54426	WASHER, MOUNTING BRACKET STUD	39	5
12-26825	WASHER, SWITCH ACTUATING ARM STUD	59	54	12-56136	WASHER, ECCENTRIC AND SPROCKET SCREW	45	26
12-26825	WASHER, SWITCH ACTUATING ARM STUD	63	54	12-56148	WASHER, DAMPER TO CRANKSHAFT BOLT	55	19
12-26825	WASHER, TENSION SPRING SCREW	59	49	12-58020	WASHER, PRIMARY TERMINAL	11	8
12-26825	WASHER, TENSION TENSION SPRING SCREW	63	49	12-59570	WASHER, VALVE COVER	57	21
12-26907	WASHER, THROTTLE CABLE SCREW	25	39	12-59570	WASHER, VALVE COVER	61	21
12-26907	WASHER, THROTTLE CABLE SCREW	71	40	13-25906	WASHER, WAVE - REVERSE LOCK VALE	57	12
12-29245	WASHER, CLAMP ATTACHING SCREW	47	26	13-25906	WASHER, WAVE - REVERSE LOCK VALVE	61	12
12-30164	WASHER, CIRCUIT BREAKER SCREW	7	14A	13-26993	LOCKWASHER, STARTER MOTOR TERMINAL (5/16)	3	4
12-30164	WASHER, IGNITION COIL TERMINAL	11	25	13-26993	LOCKWASHER, STARTER SOLENOID (5/16")	9	35
12-30164	WASHER, IGNITION COIL TERMINAL	15	28	13-26995	LOCKWASHER, CHOKE COVER SCREW	75	62
12-30164	WASHER, IGNITION COIL TERMINAL	19	24	13-26996	LOCKWASHER, AIR HORN SCREW	73	6
12-30164	WASHER, WIRING HARNESS SCREW	3	20	13-26996	LOCKWASHER, CAM SCREW	57	16
12-30164	WASHER, IGNITION COIL TERMINAL	77	23	13-26996	LOCKWASHER, CAM SCREW	61	16
12-32648	WASHER, FLYWHEEL AND COUPLING STUDS	55	25	13-26996	LOCKWASHER, IGNITION COIL TERMINAL	11	26
12-34567	WASHER, RETAINER SCREW	13	37	13-26996	LOCKWASHER, IGNITION COIL TERMINAL	15	29
12-34567	WASHER, RETAINER SCREW	17	40	13-26996	LOCKWASHER, IGNITION COIL TERMINAL	19	25
12-34567	WASHER, RETAINER SCREW	21	36	13-26996	LOCKWASHER, OIL PRESSURE SENDER TERMINAL (#10)	3	10
12-34567	WASHER, RETAINER SCREW	79	35	13-26996	LOCKWASHER, STARTER SOLENOID TERMINAL (#10)	9	33
12-38344	WASHER, ALTERNATOR BRACKET SCREW	5	35	13-26996	LOCKWASHER, TERMINAL BLOCK SCREW	63	64
12-39143	WASHER, SHIFT CABLE STUD	59	39	13-26996	LOCKWASHER, WATER TEMPERATURE SENDER TERMINAL (#10)	3	7
12-39143	WASHER, SHIFT CABLE TO LEVER STUD	57	4				
12-39143	WASHER, SHIFT CABLE TO LEVER STUD	61	4				

PARTS INDEX

Part Number	Description	Pg.	Ref. No.	Part Number	Description	Pg.	Ref. No.
13-26996	LOCKWASHER,IGNITION COIL TERMINAL	77	24	13-39107	LOCKWASHER, MOUNTING BRACKET SCREW	7	6
13-26996	WASHER, DISTRIBUTOR CLAMP SCREW	19	11	13-39107	LOCKWASHER, REVERSE LOCK VALVE SCREW . . .	61	30
13-30381	LOCKWASHER, FYLWHEEL HOUSING SCREW - SPECIAL (7/16")	65	5	13-39107	LOCKWASHER, SHIFT BRACKET ATTACHING SCREW	63	60
13-31848	LOCKWASHER, MOUNTING BRACKET SCREW	39	21	13-39107	LOCKWASHER, WATER PUMP SCREW	51	34
13-32993	LOCKWASHER, ALTERNATOR BRACKET SCREW	5	32	13-56177	LOCKWASHER, OIL PUMP SCREEN	49	5
13-32993	LOCKWASHER, CLAMP ADJUSTING TRUNNION SCREW	39	8	13-56177	LOCKWASHER, OIL PUMP SCREW	47	15
13-32993	LOCKWASHER, FYLWHEEL HOUSING SCREW (7/16")	65	5	13-58260	LOCKSWASHER,DISTRIBUTOR CLAMP SCREW	77	17
13-32993	LOCKWASHER, SHIFT BRACKET ATTACHING SCREW	57	7	13-58260	LOCKWASHER, DISTRIBUTOR CLAMP SCREW	11	19
13-32993	LOCKWASHER, SHIFT BRACKET ATTACHING SCREW	61	7	13-58260	LOCKWASHER, DISTRIBUTOR CLAMP SCREW	19	18
13-33028	LOCKWASHER, THROTTLE BODY SCREW	75	45	13-68102	LOCKWASHER, MOUNTING BRACKET	41	9
13-35048	LOCKWASHER, BRACKET SCREW	11	24	14-48467	TAB WASHER, ADJUSTING TRUNNION SCREW	39	15
13-35048	LOCKWASHER, BRACKET SCREW	15	27	16-26324	STUD, CARBURETOR TO INTAKE MANIFOLD (3 1/4")	23	24
13-35048	LOCKWASHER, BRACKET SCREW	19	23	16-26324	STUD, CARBURETOR TO INTAKE MANIFOLD (3 1/4")	25	24
13-35048	LOCKWASHER, EXHAUST ELBOW SCREW	35	26	16-34069	STUD, SHIFT CABLE TO SHIFT LEVER (2 1/4") . . .	57	38
13-35048	LOCKWASHER, EXHAUST SEPARATOR SCREW . . .	35	34	16-35897	STUD, THROTTLE CABLE TO MOUNTING BRACKET (11/16")	23	19
13-35048	LOCKWASHER, PULLEY SCREW	55	22	16-38525	STUD,THROTTLE CABLE TO MOUNTING BRACKET (1 11/16")	69	17
13-35048	LOCKWASHER,BRACKET SCREW	77	22	16-45715	STUD, SHIFT CONTROL LEVER TO CAM LEVER (23/32")	57	26
13-35048	WASHER, EXHAUST MANIFOLD SCREW	33	5A	16-45715	STUD, SHIFT CONTROL LEVER TO CAM LEVER (23/32")	61	26
13-35048	WASHER, EXHAUST MANIFOLD STUD	33	5C	16-47360	STUD, FLAME ARRESTOR MOUNTING - CARBURETOR	25	33
13-37459	LOCKWASHER, ALTERNATOR BRACKET SCREW	5	34	16-47360	STUD, SHIFT CABLE LEVER	57	34
13-37459	LOCKWASHER, EXHASUT ELBOW TO EXHAUST MANIFOLD STUD	35	21	16-47360	STUD, SHIFT CABLE TO BRACKET (1 3/4")	57	2
13-37459	LOCKWASHER, STARTER MOTOR SCREW	3	3	16-47360	STUD, SHIFT CABLE TO BRACKET (1 3/4")	61	2
13-37459	LOCKWASHER, STARTER MOTOR STUD	3	2B	16-49545	STUD, EXHAUST MANIFOLD TO CYL. HEAD (1 3/4") . . .	33	5B
13-39107	LOCKWASHER, ALTERNATOR BRACE SCREW	3	25	16-49545	STUD, EXHAUST MANIFOLD TO EXHAUST ELBOW (1 3/4")	33	2
13-39107	LOCKWASHER, BRACKET SCREW	7	21	16-49545	STUD, EXHAUST MANIFOLD TO EXHAUST ELBOW (1 3/4")	33	2
13-39107	LOCKWASHER, FLYWHEEL HOUSING SCREW (5/16")	65	9				

PARTS INDEX

Part Number	Description	Pg.	Ref. No.	Part Number	Description	Pg.	Ref. No.
16-56164	STUD, ROCKER ARM - CYLINDER HEAD (STANDARD)	43	10	17-58032	PIN, CLAMP TO DISTRIBUTOR	11	12
16-56299	STUD, SWITCH ACTUATING ARM TO SHIFT BRACKET (2 5/16")	57	3	17-60670	PIN, DOWELL-CYLINDER HEAD TO CYLINDER BLOCK	49	11
16-58243	STUD, ROCKER ARM - CYLINDER HEAD (.015 O.S.)	43	10	17-66176	PIN, DOWEL - CAMSHAFT	45	29
16-58262	STUD, INTAKE MANIFOLD TO CYL. HEAD(2 3/8")	51	19	17-66180	PIN, DOWEL - CAMSHAFT	45	29
16-58264	STUD, CARBURETOR TO INTAKE MANIFOLD (2 1/2")	23	24	18-32857	COTTER PIN, SHIFT ACTUATING CABLE TO ACTUATING ARM	59	51
16-58424	STUD, ROCKER ARM - CYLINDER HEAD (.006 O.S.)	43	10	18-32857	COTTER PIN, SHIFT ACTUATING CABLE TO ACTUATING ARM	63	51
16-60993	STUD, FLYWHEEL AND COUPLING ATTACHING	55	24	19-33041	WELCH PLUG,CHOKE HOUSING	75	58
16-63004	STUD, CARBURETOR MOUNTING - FRONT (2 5/8")	25	24	19-33041	WELCH PLUYG,CHOKE HOUSING	75	58
16-63004	STUD, CARBURETOR TO INTAKE MANIFOLD (2 5/8")	23	24	19-56102	PLUG, EXPANSION-CYLINDER BLOCK (1 1/2" BRASS)	49	2
16-63081	STUD, SHIFT CABLE LEVER	59	34	19-56102	PLUG, EXPANSION-CYLINDER HEAD (1 1/2" BRASS)	49	8
16-63081	STUD, SHIFT CABLE TO LEVER	61	34	19-56128	PLUG, EXPANSION-CAMSHAFT BEARING HOLE	45	21
16-63335	STUD, SHIFT CABLE TO SHIFT LEVER	59	38	19-56854	PLUG, OIL PUMP RELIEF VALVE	47	8
16-6335	STUD, SHIFT CABLE TO SHIFT LEVER	63	38	19-60667	PLUG, MAIN GALLERY BLOCK (1/4-18 PIPE)	49	-
16-64066	STUD, STARTER MOTOR TO CYLINDER BLOCK	3	2A	19-60668	PLUG, OIL PASSAGE-REAR (3/4"CUP)	49	-
16-64943	STUD, CARBURETOR MOUNTING - REAR (2 7/8")	25	24	19-60669	PLUG, CUP-MAIN OIL GALLERY (FRONT)	49	-
16-6547	STUD, EXHAUST MANIFOLD TO CYL. HEAD (3 1/16")	33	5B	19-60669	WELCH PLUG, TIMING COVER	51	24
16-65737	STUD, MOUNTING BRACKET TO BLOCK (2-5/8")	39	4	19-60722	PLUG, CLEAN OUT HOLES (3/4-14 PIPE)	49	-
16-65737	STUD, MOUNTING BRACKET TO ENGINE (2 5/8")	41	4	19-64759	PLUG, DRAIN-CYLINDER BLOCK (1/4")	49	-
16-65743	STUD, MOUNTING BRACKET TO BLOCK (3")	39	4	19-73030	PLUG, EXHAUST EMISSION HOLE	49	-
16-65743	STUD, MOUNTING BRACKET TO ENGINE (3")	41	4	22-21290	PLUG, PIPE- REVERSE LOCK VALVE	57	24
16-70236	STUD,CARBURETOR MOUNTING - FRONT	69	21	22-32802	PLUG, PIPE - EXHAUST ELBOW	35	17
16-70237	STUD,CARBURETOR MOUNTING - REAR	69	21	22-32802	PLUG, PIPE - EXHAUST MANIFOLD	33	4
16-70878	STUD,FLAME ARRESTOR MOUNTING-CARBURETOR	69	34	22-32802	PLUG, PIPE - EXHAUST MANIFOLD	33	4
16-73563	STUD, SWITCH ACTUATING ARM TO SHIFT BRACKET (2 5/16")	61	3	22-32876	NIPPLE, SIGHT GLASS TO FUEL PUMP	23	4
17-22116	PIN, ROLL - JAM NUT	39	17	22-32876	NIPPLE, SIGHT GLASS TO FUEL PUMP	69	4
17-33037	PIN, HINGE-FLOAT TO AIR HORN	73	13	22-33198	PLUG, EXHAUST ELBOW	35	15
17-58021	PIN, DRIVE GEAR	19	14	22-33755	ELBOW, FUEL LINE TO FUEL FILTER	23	7
17-58021	PIN, THRUST COLLAR AND DRIVE GEAR	11	15	22-33821	ELBOW, FUEL LINE TO FUEL PUMP AND FUEL FILTER	23	15

PARTS INDEX

Part Number	Description	Pg.	Ref. No.	Part Number	Description	Pg.	Ref. No.
22-33821	ELBOW, FUEL LINE TO FUEL PUMP AND FUEL FILTER	69	13	23-46742	SPACER, RUBBER MOUNT - FLYWHEEL HOUSING . . .	65	3
22-36373	PLUG, PIAPE- WATER PUMP (3/8-14)	51	39	23-54476	SLEEVE, THERMOSTAT HOUSING	35	36
22-36382	PLUG, PIPE - FUEL FILTER .	23	10	23-55737	SPACER, BRACKET TO MANIFOLD	7	7
22-36382	PULG, PIPE - FUEL FILTER .	69	8	23-56116	BEARING UNIT, CONNECTING ROD(STANDARD)	53	6
22-45084	FITTING, HOSE - EXHAUST ELBOW	35	20	23-56117	BEARING UNIT, CONNECTING ROD(.001 U.S.)	53	6
22-45794	ELBOW, HYDRAULIC TRIM HOSE TO REVERSE LOCK VALVE	61	9	23-56118	BEARING UNIT, CONNECTING ROD(.002 U.S.)	53	6
22-47716	ELBOW, FUEL LINE TO FUEL PUMP AND FUEL FILTER	23	15	23-56119	BEARING UNIT, CONNECTING ROD(.010 U.S.)	53	6
22-47945	PLUG, BY-PASS VALVE - HEX SOKCET (1/8-27NPT)	61	--	23-56121	BEARING UNIT, CONNECTING ROD(.020 U.S.)	53	6
22-48118	PLUG, EXHAUST MANIFOLD	33	3	23-56124	BEARING SET, CAMSHAFT .	45	20
22-48166	ELBOW, HYDRAULIC TRIM HOSE TO REVERSE LOCK VALVE	57	9	23-56890	BEARING, CRANKSHAFT MAIN - UPPER (STANDARD)	53	10
22-48167	CONNECTOR, ELBOW	57	10	23-56891	BEARING, CRANKSHAFT MAIN - UPPER - CENTER (STANDARD)	53	11
22-48167	CONNECTOR, ELBOW	61	10	23-56892	BEARING, CRANKSHAFT MAIN - UPPER (.001 U.S.)	53	10
22-49718	NUT, TUBE ATTACHING . . .	61	28	23-56893	BEARING, CRANKSHAFT MAIN - UPPER - CENTER (.001 U.S.)	53	11
22-49718	NUT, TUBING ATTACHING .	57	28	23-56894	BEARING, CRANKSHAFT MAIN - UPPER (.002 U.S.)	53	10
22-52644	PLUG, PIPE - REVERSE LOCK VALVE	61	24	23-56895	BEARING, CRANKSHAFT MAIN - UPPER - CENTER (.002 U.S.)	53	11
22-54522	NIPPLE, OIL PRESSURE SENDER	3	16	23-56896	BEARING, CRANKSHAFT MAIN - UPPER (.010 U.S.)	53	10
22-56770	COUPLING, SENDER	3	12A	23-56897	BEARING, CRANKSHAFT MAIN - UPPER - CENTER (.010 U.S.)	53	11
22-56772	PLUG, CHOKE HOUSING . . .	75	59	23-56898	BEARING, CRANKSHAFT MAIN - UPPER (.020 U.S.)	53	10
22-56876	CONNECTOR, OIL FILTER TO CYLINDER BLOCK . . .	51	42	23-56899	BEARING, CRANKSHAFT MAIN - UPPER - CENTER (.020 U.S.)	53	11
22-60720	PLUG, DRAIN - OIL PAN . . .	47	18	23-56900	BEARING, CRANKSHAFT MAIN - LOWER (STANDARD)	53	12
22-63028	PLUG, CYLINDER HEAD(3/4")	49	8	23-56901	BEARING, CRANKSHAFT MAIN - LOWER - CENTER (STANDARD)	55	13
22-64426	PETCOCK, DRAIN- CYLINDER BLOCK	49	-	23-56902	BEARING, CRANKSHAFT MAIN - LOWER (.001 U.S.)	53	12
22-64485	COUPLING, OIL PRESSURE SENDER SERIAL #THRU .	3	12	23-56903	BEARING, CRANKSHAFT MAIN - LOWER - CENTER (.001 U.S.)	55	13
22-64970	ADAPTOR, STARBOARD PETCOCK	49	-				
22-70146	CONNECTOR, VENT HOSE .	69	28				
23-31866	SPACER, SHIFT LEVER STUD	57	35				
23-31866	SPACER, SHIFT LEVER STUD	59	35				
23-31866	SPACER, SHIFT LEVER STUD	61	35				
23-31866	SPACER, THROTTLE CABLE STUD	23	21				
23-37981	SPACER, SWITCH ACTUATING ARM TO TRANSOM PLATE	59	53				
23-37981	SPACER, SWITCH ACTUATING TRANSOM PLATE	63	53				
23-45600	SLEEVE, SWITCH ACTUATING ARM STUD .	63	52				
23-45600	SLEEVE, SWITCH ACTUATING STUD	59	52				

PARTS INDEX

Part Number	Description	Pg.	Ref. No.	Part Number	Description	Pg.	Ref. No.
23-56905	BEARING, CRANKSHAFT MAIN - LOWER - CENTER (.002 U.S.)	55	13	26-58094	SEAL, VALVE (USE WITH .015 O.S. VALVES)	43	14
23-56906	BEARING, CRANKSHAFT MAIN - LOWER (.010 U.S.)	53	12	26-72564	SEAL, VALVE (USE WITH STANDARD SIZE VALVES)	43	14
23-56907	BEARING, CRANKSHAFT MAIN - LOWER - CENTER (.010 U.S.)	55	13	26-75624	SEAL, VALVE (SERIAL #4615130 AND UP)	43	14
23-56908	BEARING, CRANKSHAFT MAIN - LOWER (.020 U.S.)	55	12	27-34213	GASKET, FUEL PUMP	69	3
23-56909	BEARING, CRANKSHAFT MAIN - LOWER - CENTER (.020 U.S.)	55	13	27-48043	GASKET, END CAP/CONNECTOR TO EXHAUST MANIFOLD	33	10
23-57938	BUSHING, THROTTLE CABLE SCREW	25	41	27-52076	GASKET, EXHAUST ELBOW TO EXHAUST MANIFOLD	35	18
23-57938	BUSHING, THROTTLE CABLE SCREW	71	42	27-54506	GASKET, THERMOSTAT HOUSING	35	39
23-60339	SPACER, IGNITION COIL ATTACHING SCREW	11	30	27-54566	GASKET, EXHAUST MANIFOLD TO CYLINDER HEAD	33	6
23-60339	SPACER, IGNITION COIL ATTACHING SCREW	15	33	27-56108	GASKET, TIMING COVER	51	25
23-60339	SPACER, IGNITION COIL ATTACHING SCREW	19	29	27-56110	GASKET, CYLINDER HEAD	49	9
23-60339	SPACER, IGNITION COIL ATTACHING SCREW	77	28	27-56152	SEAL, REAR COVER PLATE	65	7
23-61998	SPACER, CIRCUIT BREAKER GROMMET	7	14	27-56173	GASKET, ROCKER COVER	43	2
23-63764	BUSHING, ALTERNATOR BRACKET SCREW	5	29	27-56859	GASKET, OIL PUMP SCREEN	47	3
24-33050	SPRING, IDLE ADJUSTING NEEDLE	73	40	27-56861	GASKET, OIL PUMP	47	2
24-45599	SPRING, TENION- SWITCH ACTUATING ARM	59	50	27-56880	GASKET, WATER PUMP	51	32
24-45599	SPRING, TENSION - SWITCH ACTUATING ARM	63	50	27-56883	GASKET, FUEL PUMP	23	3
24-48143	SPRING, FUEL INLET-AIR HORN	73	9	27-56888A2	GASKET SET, INT. MANIFOLD	49	15
24-56159	SPRING, VALVE (INLET-ALL MODELS)	43	15	27-58025	"O" RING, DISTRIBUTOR	19	15
24-56864	SPRING, OIL PUMP RELIEF VALVE	47	6	27-58025	GASKET, DISTRIBUTOR	11	16
24-75619	SPRING, VALVE-EXHAUST	43	15	27-60208	GASKET, THERMOSTAT COVER	37	42
25-35029	"O" RING, EXHAUST ELBOW TO TRANSOM PLATE	35	24	27-60715	GASKET, CARBURETOR	25	28
25-45710	"O" RING, REVERSE LOCK VALVE	57	13	27-60721	GASKET, DRANIN PLUG	47	19
25-45710	"O" RING, REVERSE LOCK VALVE	61	13	27-64798	GASKET SET, OIL PAN	47	17
25-45711	"O" RING, VALVE COVER	61	20	27-70142	GASKET, ADAPTOR TO MANIFOLD	69	29
25-56877	GROMMET, ROCKER COVER TO HOSE	25	32	27-70143	GASKET, CARBURETOR	69	25
25-56877	GROMMET, ROCKER COVER TO HOSE	69	33	27-73042	GASKET SET, INT. MANIFOLD)	49	15
25-61999	GROMMET, CIRCUIT BREAKER SCREW	7	13	27-73866	GASKET, EXHAUST MANIFOLD TO CYLINDER HEAD	33	6
25-75400	GROMMET, ROCKER COVER TO HOSE	69	33	27-75647	GASKET, CYLINDER HEAD	49	9
26-56866	OIL SEAL, TIMING COVER	51	27	27-75648	GASKET SET, INT. MANIFOLD	49	15
26-56868	OIL SEAL, CRANKSHAFT RAER	53	9	28-56162	KEY, VALVE STEM (2 PER VALVE)	43	11
				28-568142	KEY, TIMING SPROCKET TO CRANKSHAFT	55	14
				30-45712	BALL, VALVE COVER	57	18
				30-45712	BALL, VALVE COVER	61	18
				32-47642	HOSE, HSG. TO PICKUP TUBE (49")	67	7
				32-47721	FUEL LINE, FUEL TANK TO FUEL FILTER (12")	23	6
				32-52951A1	TUBING ASSEMBLY, REVERSE LOCK VALVE TO TRIM SENDER	57	27

PARTS INDEX

Part Number	Description	Pg.	Ref. No.	Part Number	Description	Pg.	Ref. No.
32-54570	HOSE, THERMOSTAT HOUSING TO WATER PUMP	37	45	37-61028A1	DECAL SET, "188 H.P."	43	-
32-54681	HOSE, CARBURETOR	25	29	37-61593	DECAL, DISTRIBUTOR CAP	15	-
32-54681	HOSE, CARBURETOR	69	30	37-75107	DECAL, DISTRIBUTOR CAP	77	--
32-55242	FUEL LINE, FUEL PUMP TO CARBURETOR (STEEL TUBING)	23	17	37-77249	DECAL, WAVES - STARBOARD	43	6
32-58432A2	TUBE ASSEMBLY, REVERSE LOCK VALVE TO TRIM SENDER	61	27	37-77264	DECAL, SPECIFICATIONS - PORT	43	5
32-58616A1	TUBE ASSEMBLY, WATER SEPARATION	35	16	39-56114	RING ASSEMBLY, PISTON (STANDARD)	53	2
32-60198	HOSE, THERMOSTAT COVER TO EXHAUST ELBOW	67	1	39-56115	RING ASSEMBLY, PISTON (.020 O.S.)	53	2
32-60199	HOSE, THERMOSTAT COVER TO EXHAUST ELBOW	67	4	43-56126	SPROCKET, CAMSHAFT TIMING (42 TEETH)	45	27
32-60200	HOSE, THERMOSTAT HOUSING TO REAR END CAP	67	3	43-56141	SPROCKET, CRANKSHAFT TIMING (21 TEETH)	55	15
32-60201	HOSE, THERMOSTAT HOUSING TO REAR END CAP	67	6	43-58023	GEAR, DRIVE	11	14
32-60202	HOSE, THERMOSTAT COVER TO FRONT END CAP	67	2	43-58023	GEAR, DRIVE	19	13
32-60203	HOSE, THERMOSTAT COVER TO FRONT END CAP	67	5	43-66177A1	SPROCKET ASS'Y, CAMSHAFT TIMING (42 TEETH)	45	27
32-62373	FUEL LINE, FUEL FILTER TO FUEL PUMP (STEEL TUBING)	23	16	50-56886	STARTER MOTOR ASSEMBLY	3	1
32-62373	FUEL LINE, FUEL FILTER TO FUEL PUMP (STEEL TUBING)	69	14	50-69865	STARTER MOTOR ASSEMBLY	3	1
32-62400	FUEL LINE, FUEL PUMP TO CARB. (STEEL TUBING)	23	17	53-56860	RING, RETAINING - OIL PUMP SHAFT	47	12
32-63576A1	HOSE ASSEMBLY, HOUSING TO WATER PICKUP TUBE	67	7	54-23568	"J" CLAMP, REVERSE INTERLOCK SWITCH LEAD	59	44
32-64977	FUEL LINE, FUEL PUMP TO CARB. (STEEL TUBING)	23	17	54-23568	CLIP, SWITCH LEADS TO TRANSOM PLATE	59	58
32-70141	FUEL LINE FUEL PUMP TO CARB. (STEEL TUBING)	69	15	54-31765	CLAMP, BELLOW TO EXHAUST ELBOW (5")	35	28
33-61783	SPARK PLUG (AC#C83T)	11	33	54-32523	CLAMP, HOSE ATTACHING	25	30
33-61783	SPARK PLUG (AC#C83T)	15	36	54-32523	CLAMP, HOSE ATTACHING	67	8
33-61783	SPARK PLUG (AC#C83T)	19	32	54-32523	CLAMP, HOSE ATTACHING	69	31
33-61783	SPARK PLUG, 18MM (AC#C83T)	77	31	54-32780	CLAMP, HOSE ATTACHING	67	8
33-76154	SPARK PLUG, 14MM (RBL-11Y)	77	31	54-32781	CLAMP, HOSE TO THERMOSTAT HOUSING AND WATER PUMP	37	46
35-53336	FILTER, FUEL INLET-AIR HORN	73	7	54-32880	CLAMP HOSE ATTACHING	67	11
35-60047A1	SCREEN ASSEMBLY, FLAME ARRESTOR	19	12	54-33036	RETAINER, CHOKE COVER SCREW	75	64
35-60494	FUEL FILTER	23	8	54-33683	CLAMP, BELLOW TO EXHAUST (4")	35	28
35-60494	FUEL FILTER	69	6	54-33683	CLAMP, BELLOWS TO EXHAUST ELBOW	35	28
37-54675	DECAL, DISTRIBUTOR CAP	11	-	54-39108	CLIP, IDLE STOP SCREW	75	42
37-54675	DECAL, DISTRIBUTOR CAP	19	-	54-47528	CLAMP, ADJUSTING TRUNNION SCREW	39	9
				54-54509	EYE, LIFTING - EXHAUST MANIFOLD	33	7
				54-54555	EYE, LIFTING-INTAKE MANIFOLD	51	21
				54-60517	CLAMP, OIL LEVEL GAUGE TUBE BRACKET	47	24
				54-60539	CLAMP HOSE ATTACHING	67	10
				54-61001	"J" CLIP, WIRING HARNESS TO ROCKER COVER (FRONT)	9	26

PARTS INDEX

Part Number	Description	Pg.	Ref. No.	Part Number	Description	Pg.	Ref. No.
54-61405	CLAMP, OIL LEVEL GAUGE TUBE BRACKET	47	24	84-67957--4	LEAD ASSEMBLY, HIGH TENSION (34")	19	30
54-61405	CLIP, OIL LEVEL GAUGE TUBE	47	28	84-67957--4	LEAD ASSEMBLY,HIGH TENSION (34")-CYL.#7	77	29
54-64488	CLAMP, HOSE TO CYLINDER BLOCK - FRONT	67	9	84-67957--5	LEAD ASSEMBLY, HIGH TENSION (38 1/2")	19	30
54-64489	CLAMP, HOSE TO CYLINDER BLOCK - REAR	67	9	84-67957--5	LEAD ASSEMBLY,HIGH TENSION (38 1/2")-CYL.#8	77	29
54-64855	"J" CLAMP, REVERSE INTERLOCK SWITCH LEAD	63	44	84-67957--6	LEAD ASSEMBLY, HIGH TENSION (35")	19	30
54-65308	CLIP, HOSE TO MANIFOLD	37	47	84-67957--6	LEAD ASSEMBLY,HIGH TENSION (35")-CYL.#4	77	29
54-65783A2	CLAMP ASSEMBLYM DISTRIBUTOR CAP ATTACHING	19	8	84-67957--7	LEAD ASSEMBLY, HIGH TENSION (24")	19	30
57-49213	BELT, DRIVE- ALTERNATOR AND WATER PUMP	51	40	84-71150	LEAD ASSEMBLY,HIGH TENSION(24")-CYL.#5	77	29
81-64851	CONDENSER	19	5	84-77042	WIRING HARNESS	7	1
84-60871A9	WIRE, TERMINAL BLOCK (BLACK - 13")	63	65	84-77042	CABLE, STARTER (YELLOW - 12 1/2")	9	38
84-61600A3	CABLE ASS'Y, SOLENOID GROUND	9	37	86-66986	TERMINAL BLOCK, SHIFT BRACKET	63	61
84-61801A1	LEAD ASSEMBLY, HIGH TENSION (28")	15	34	86-70879	TERMINAL ,CHOKE COVER SCREW	75	63
84-61801A2	LEAD ASSEMBLY, HIGH TENSION (21")	15	34	88-65093	CIRCUIT BREAKER	7	10
84-61801A3	LEAD ASSEMBLY, HIGH TENSION (38 1/2")	15	34	89-76416A1	STARTER SOLENOID	9	29
84-61801A4	LEAD ASSEMBLY, HIGH TENSION (35")	15	34	103-37459	LOCKWASHER, REVERSE LOCK VALVE SCREW	57	30
84-61801A5	LEAD ASSEMBLY, HIGH TENSION (31")	15	34	120-56146	BOLT, BEARING CAP TO CYL. BLK. (3 5/32")	49	3
84-61801A6	LEAD ASSEMBLY, HIGH TENSION (34")	15	34	238-4428	FLYWHEEL ASSEMBLY	53	8
84-61801A7	LEAD ASSEMBLY, HIGH TENSION (24")	15	34	391-5071	DISTRIBUTOR ASSEMBLY, COMPLETE	15	1
84-61891	LEAD ASSEMBLY, DISTRIBUTOR TO COIL (7 1/2")	15	23	391-5075	CAP, DISTRIBUTOR	15	2
84-62137	WIRING HARNESS	7	1	391-5076	GASKET, DISTRIBUTOR CAP	15	3
84-64493	WIRING HARNESS	7	1	391-5077	LEAD ASSEMBLY, PRIMARY TERMINAL	15	10
84-64846	LEAD ASSEMBLY, PRIMARY TERMINAL	19	7	391-5078	GEAR, DRIVE	15	17
84-65796	LEAD ASSEMBLY, DISTRIBUTOR TO COIL (8 1/2")	19	19	391-5079	PIN, DRIVE GEAR	15	18
84-66964	WIRING HARNESS	7	1	391-5080	OILER	15	16
84-67957--1	LEAD ASSEMBLY, HIGH TENSION (31")	19	30	391-5081	"O" RING, DISTRIBUTOR	15	19
84-67957--1	LEAD ASSEMBLY,HIGH TENSION (31")-CYL.#3	77	29	391-5083	VENT, SCREEN	15	15
84-67957--2	LEAD ASSEMBLY, HIGH TENSION (28")	19	30	391-5084	PIN, CLAMP TO DISTRIBUTOR	15	12
84-67957--2	LEAD ASSEMBLY,HIGH TENSION (28")-CYL.#2	77	29	391-5085	CLAMP, DISTRIBUTOR CAP ATTACHING	15	11
84-67957--3	LEAD ASSEMBLY, HIGH TENSION (21")	19	30	391-5086	WASHER, DISTRIBUTOR CAP SCREW	15	14
84-67957--3	LEAD ASSEMBLY,HIGH TENSION(21")-CYL.#1	77	29	391-5087	SCREW, DISTRIBUTOR CAP ATTACHING	15	13
				391-5088	ROTOR	15	4
				391-5089	SCREW, BREAKER ATTACHING	15	9
				391-5090	BREAKER ASSEMBLY	15	8
				391-5091	SCREW, CONDENSER BRACKET ATTACHING	15	7
				391-5092	CONDENSER	15	5
				391-5093	BRACKET, CONDENSER ATTACHING	15	6
				392-6316	DISTRIBUTOR ASSEMBLY, COMPLETE	77	1

PARTS INDEX

Part Number	Description	Pg.	Ref. No.	Part Number	Description	Pg.	Ref. No.
392-6317	BEARING ASSEMBLY	77	9	1396-4116	VALVE, CHOKE	27	19
392-6318	CAP,DISTRIBUTOR	77	2	1396-4118	LEVER, PICK-UP - FAST IDLE	27	30
392-6319	SPRING,DISTRIBUTOR CAP	77	8	1396-4119	SHAFT ASSEMBLY, CHOKE HOUSING	27	29
392-6320	COLLAR ASSEMBLY	77	11	1396-4120	LEVER, CHOKE THERMOSTAT	27	38
392-6321	GEAR ASSEMBLY	77	12	1396-4121	LINK AND PISTON ASSEMBLY	27	37
392-6322	LEAD ASSEMBLY,PRIMARY PLATE	77	14	1396-4122	SCREW, THERMOSTAT HOUSING ATTACHING . .	29	45
392-6323	ASSEMBLY,BREAKER	77	5	1396-4123	SCREW, THROTTLE STOP .	27	17
392-6324	CONDENSER	77	7	1396-4126	SCREW, FUEL BOWL ATTACHING	31	62
392-6325	BREAKER ASSEMBLY	77	6	1396-4128	SCREW, THROTTLE BODY ATTACHING	27	4
392-6326	ROTOR	77	4	1396-4130	SCREW, CHOKE HOUSING ATTACHING	27	36
392-6327	"O" RING (1 1/2" O.D.)	77	13	1396-4131	SCREW, STOP LEVER ATTACHING	27	6
392-6328	SHAFT ASSEMBLY	77	10	1396-4133	SCREW, PUMP LEVER ADJUSTING	27	10
392-6329	GASKET,DISTRIBUTOR CAP	77	3	1396-4135	SCREW, PUMP CAM ATTACHING	27	16
393-3230	CAP, DISTRIBUTOR	11	2	1396-4137	SCREW, LOCKING - FUEL VALVE SEAT	31	66
393-4988	CAP, DISTRIBUTOR	19	2	1396-4138	SCREW, DISCHARGE NOZZLE	27	23
446-4064	CRANKSHAFT	53	7	1396-4140	NUT, ADJUSTING - FUEL VALVE	31	68
447-4062	CAMSHAFT	45	19	1396-4141	NUT, CHOKE LEVER	29	41
623-4679	CONNECTING ROD ASSEMBLY	53	3	1396-4142	SPACER, CHOKE LEVER . .	27	39
749-4058	PISTON ASSEMBLY (STANDARD)	53	1	1396-4143	CAM, FUEL PUMP	27	15
749-4059	PISTON ASSEMBLY (.003 O.S.)	53	1	1396-4144	LEVER, STOP	27	5
749-4060	PISTON ASSEMBLY (.020 O.S.)	53	1	1396-4145	LINK, CHOKE	27	27
749-5792	PISTON ASSEMBLY (STANDARD)	53	1	1396-4147	LOCKWASHER, CHOKE LEVER	27	40
749-5793	PISTON ASSEMBLY (.003 O.S.)	53	1	1396-4148	HOUSING ASSEMBLY, THERMOSTAT	29	42
749-5794	PISTON ASSEMBLY (.020 O.S.)	53	1	1396-4149	CLAMP, THERMOSTAT HOUSING	29	44
749-6556	PISTON ASSEMBLY (STANDARD)	53	1	1396-4151	BAFFLE, METERING BODY .	31	60
749-6557	PISTON ASSEMBLY (.003 O.S.)	53	1	1396-4152	BAFFLE, FUEL BOWL	31	59
749-6558	PISTON ASSEMBLY (.020 O.S.)	53	1	1396-4155	LEVER, FUEL PUMP ACTUATING	27	9
853-4056	CYLINDER BLOCK ASSEMBLY(INCLUDES BEARING CAPS)	49	1	1396-4344	PLUG, CHECK - FUEL LEVEL	31	64
949-4057	CYLINDER HEAD ASSEMBLY)	49	7	1396-4643	CHOKE SHAFT AND LEVER ASSEMBLY	27	25
949-5798	CYLINDER HEAD ASSEMBLY	49	7	1396-4644	SCREW, FUEL PUMP COVER ATTACHING	31	75
949-6555	CYLINDER HEAD ASSEMBLY	49	7	1396-4645	VALVE, THROTTLE	27	7
1356-4642	CARBURETOR ASSEMBLY .	23	23	1396-4646	THROTTLE BODY ASSEMBLY	27	3
1356-4642	CARBURETOR ASSEMBLY, COMPLETE(SEE NOTE) .	27	1	1396-4647A1	NUT ASSEMBLY, VENT - CHOKE HOUSING	27	33
1376-5659A1	CARBURETOR ASSEMBLY .	69	20	1396-4648	MAIN JET	31	50
1376-5659A1	CARBURETOR ASSEMBLY,COMPLETE . .	73	-	1396-4649	HOUSING ASSEMBLY, CHOKE	27	31
1396-4088	FLOAT ASSEMBLY	31	54	1396-4650	FUEL BOWL ASSEMBLY . . .	31	61
1396-4089	NUT, PUMP LEVER ADJUSTING SCREW	27	12	1396-4651	METERING BODY	31	48
1396-4090	FITTING, FUEL INLET	31	57				
1396-4097	COVER, FUEL PUMP	31	72				
1396-4103	SPRING, DIAPHRAGM RETURN	31	74				
1396-4104	SPRING, FLOAT	31	55				

PARTS INDEX

Part Number	Description	Pg.	Ref. No.	Part Number	Description	Pg.	Ref. No.
1396-4655	GASKET KIT	31	--				
1396-4656	REPAIR KIT	31	--				
1397-2071	CAM, FAST IDLE - FLOAT BOWL	75	46				
1397-2450	JET, FLOAT BOWL (STANDARD)	73	28				
1397-2629	LEVER ASSEMBLY,CHOKE PISTON	75	56				
1397-3330	NUT, FUEL INLET-AIR HORN	73	7				
1397-4257	CHOKE LEVER AND COLLAR ASSEMBLY, CHOKE SHAFT	75	49				
1397-5830	OVERHAUL KIT	75	--				
1397-5831	POWER CARBURETOR KITO	75	--				
1397-5832	GASKET KIT	75	--				
1397-5833	LEVER, PUMP-AIR HORN ..	73	29				
1397-5834	PUMP SHAFT AND LEVER ASSEMBLY, AIR HORN ..	73	31				
1397-5836	POWER PISTON ASSEMBLY	73	2				
1397-5837	FLOAT ASSEMBLY	73	12				
1397-5838	CHOKE HOUSING ASSEMBLY	75	53				
1397-5839	VALVE, CHOKE - CHOKE SHAFT	75	51				
1397-5840	CHOKE SHAFT ASSEMBLY ..	75	50				
1397-5841	FLOAT BOWL ASSEMBLY ..	73	17				
1397-5842	SCREW, VENTURI CLUSTER TO FLOAT BOWL (OUTER)	73	22				
1397-5843	SCREW, VENTRI CLUSTER TO FLOAT BOWL (CENTER)	73	20				
1397-5844	ROD, CHOKE	75	48				
1397-5845	ROD, PUMP	73	32				
1397-5846	IDLE STOP SCREW, THROTTLE BODY	75	41				