



PARTS CATALOG

9.9 H.P.

SERIAL NUMBER

9.9C	682-032886 AND UP
9.9C	682-250946 AND UP
9.9C	682-338441 AND UP
9.9C	682-552316 AND UP

TABLE OF CONTENTS:

C.D.I. MAGNETO	10
CARBURETOR/FUEL PUMP	30
CARBURETOR/FUEL PUMP	34
CARBURETOR/FUEL PUMP - INTERNATIONAL ONLY	28
CLAMP AND SWIVEL BRACKET	44
CONTROL PANEL KIT - OPTIONAL	74
COWLING	2
CRANKCASE AND CYLINDER HEAD	18
CRANKCASE AND CYLINDER HEAD	20
CRANKSHAFT AND PISTON	22
DRIVESHAFT HOUSING	52
ELECTRIC START	14
FLYWHEEL MAGNETO	6
FUEL LINES AND FILTER	38
FUEL TANK (NOT ORIGINAL EQUIPMENT TANK - SEE NOTE) (6 GALLON	68
FUEL TANK (NOT ORIGINAL EQUIPMENT TANK - SEE NOTE) (6.6 GAL)	78
FUEL TANK AND FUEL LINE ASSEMBLY	64
FUEL TANK AND FUEL LINE ASSEMBLY (ORIGINAL EQUIPMENT) 24 L.	66
GEAR HOUSING ASSEMBLY	54
GEAR SHIFT LINKAGE	42
INTAKE MANIFOLD	24
INTAKE MANIFOLD	26
OPTIONAL PARTS	60
PARTS INDEX	80
RECOIL STARTER	4
REMOTE CONTROL ATTACHMENT KIT	70
STEERING HANDLE	50
THROTTLE CONTROL	40

NOTE: Indented description indicate that these parts are included in preceeding assembly.

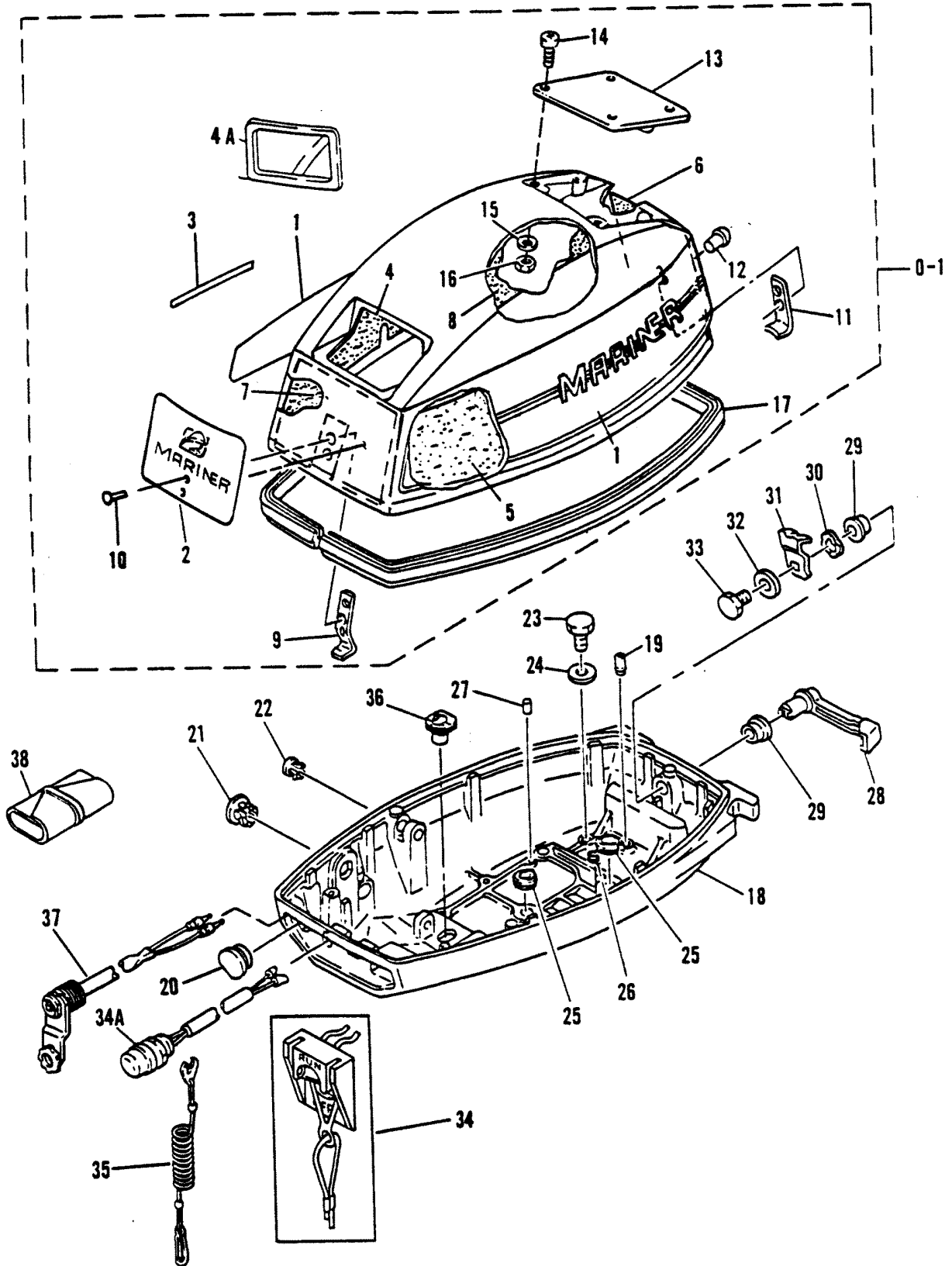
AR = As Required
OPT = Optional

NSS = Not Sold Separate
NS = Not Shown

THESE PARTS BOOKS/FICHE CARD ARE COPYRIGHTED AND MAY NOT BE DISTRIBUTED OR REPRODUCED IN ANY OTHER FORMAT BY ANYONE OTHER THAN MERCURY MARINE WITHOUT THE PRIOR WRITTEN CONSENT OF MERCURY MARINE.

THIS PAGE INTENTIONALLY LEFT BLANK

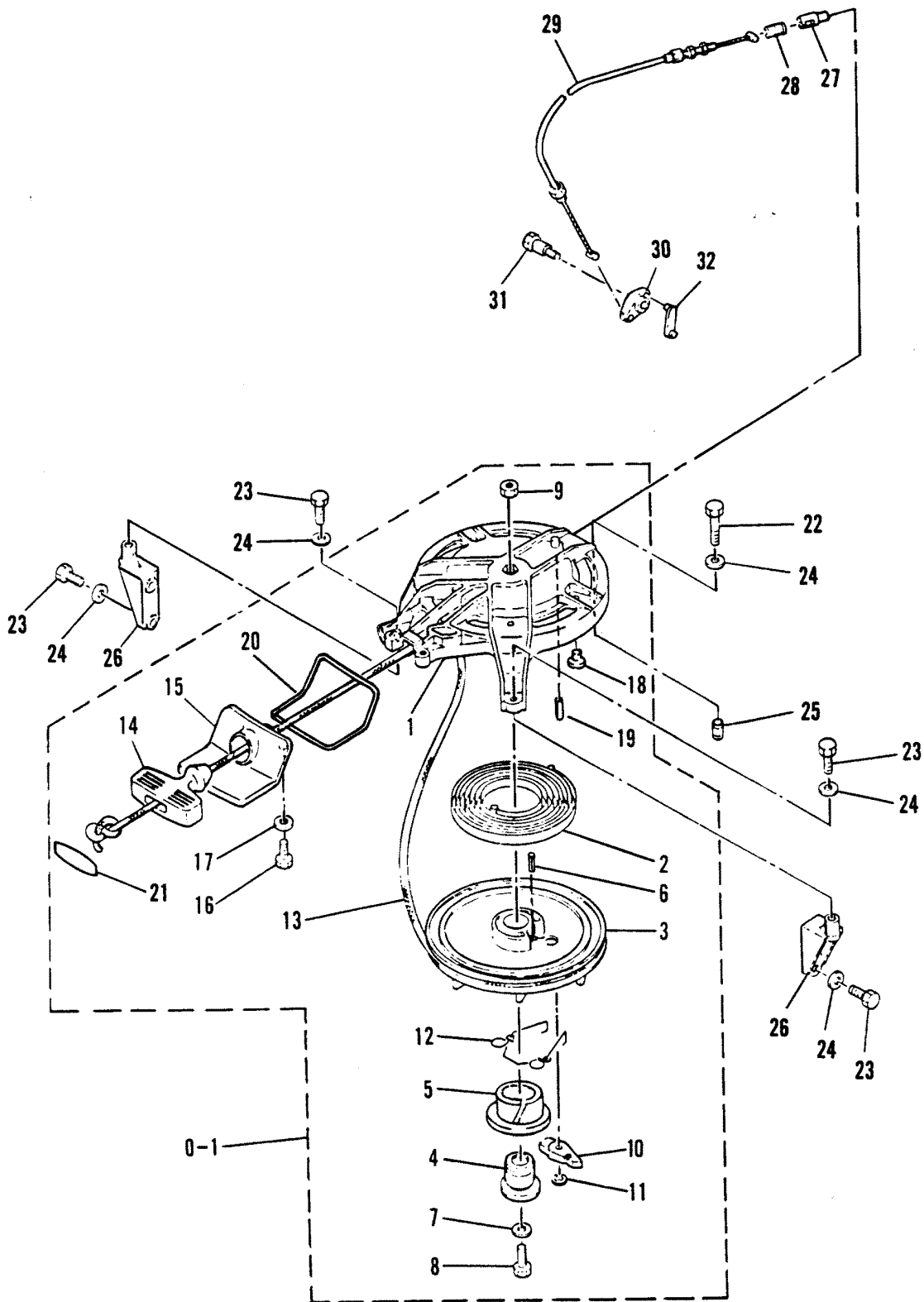
COWLING



COWLING

REF. NO.	PART NO.	SYM.	QTY.	DESCRIPTION
0-1	2168-9344M		1	TOP COWLING ASSEMBLY
1	37-11926M		1	SIDE DECAL SET
2	37-11928M		1	FRONT EMBLEM
3	37-81202M		1	SHIFT DECAL
4A	83982M		1	SEAL (OLD DESIGN COWL)
4/5	83125M		2	SIDE SOUND BLANKET DESIGN I
6	84321M		1	BACK SOUND BLANKET DESIGN I
7/8	84323M		2	FRONT/TOP SOUND BLANKET DESIGN I
9	94538M		1	HOOK
10	17-83140M		2	RIVET
11	83985M		1	HOOK
12	17-814489M		2	RIVET
13	94539M		1	AIR DUCT MOLDING DESIGN II
14	10-94540M		4	SCREW DESIGN II
15	12-17658M		4	WASHER DESIGN II
16	11-94541M		4	NUT DESIGN II
17	83983M		1	SEAL
18	2168-9346M		1	BOTTOM COWL
19	22-80756M		1	FITTING
20	25-83988M		1	GROMMET (MANUAL)
21	25-18927M		1	GROMMET (MANUAL)
22	25-83990M		1	GROMMET
23	10-83539M		2	BOLT
24	12-82214M		2	WASHER
25	25-96595M		2	SEAL
26	25-94542M		1	SEAL
27	17-82364M		2	DOWEL PIN
28	83991M		1	LEVER
29	23-81949M		2	BUSHING
30	13-81869M		1	WAVE WASHER
31	95463M		1	CLAMP (SEE NOTE #1)
	83992M		1	CLAMP (SEE NOTE #2)
32	12-81794M		1	WASHER
33	10-84315M		1	BOLT
34	87-14222M		1	LANYARD IGNITION SWITCH (DESIGN II)
34A	87-93102M		1	STOP SWITCH (1 RING/1 MALE TERMINAL)
	87-91622M		1	STOP SWITCH (2 MALE TERMINALS) (SEE NOTE #3)
35	97756M		1	STOPPER
36	25-96596M		1	GROMMET
37	84-99051M		1	EXTENSION
38	91-81669M		1	TOOL KIT

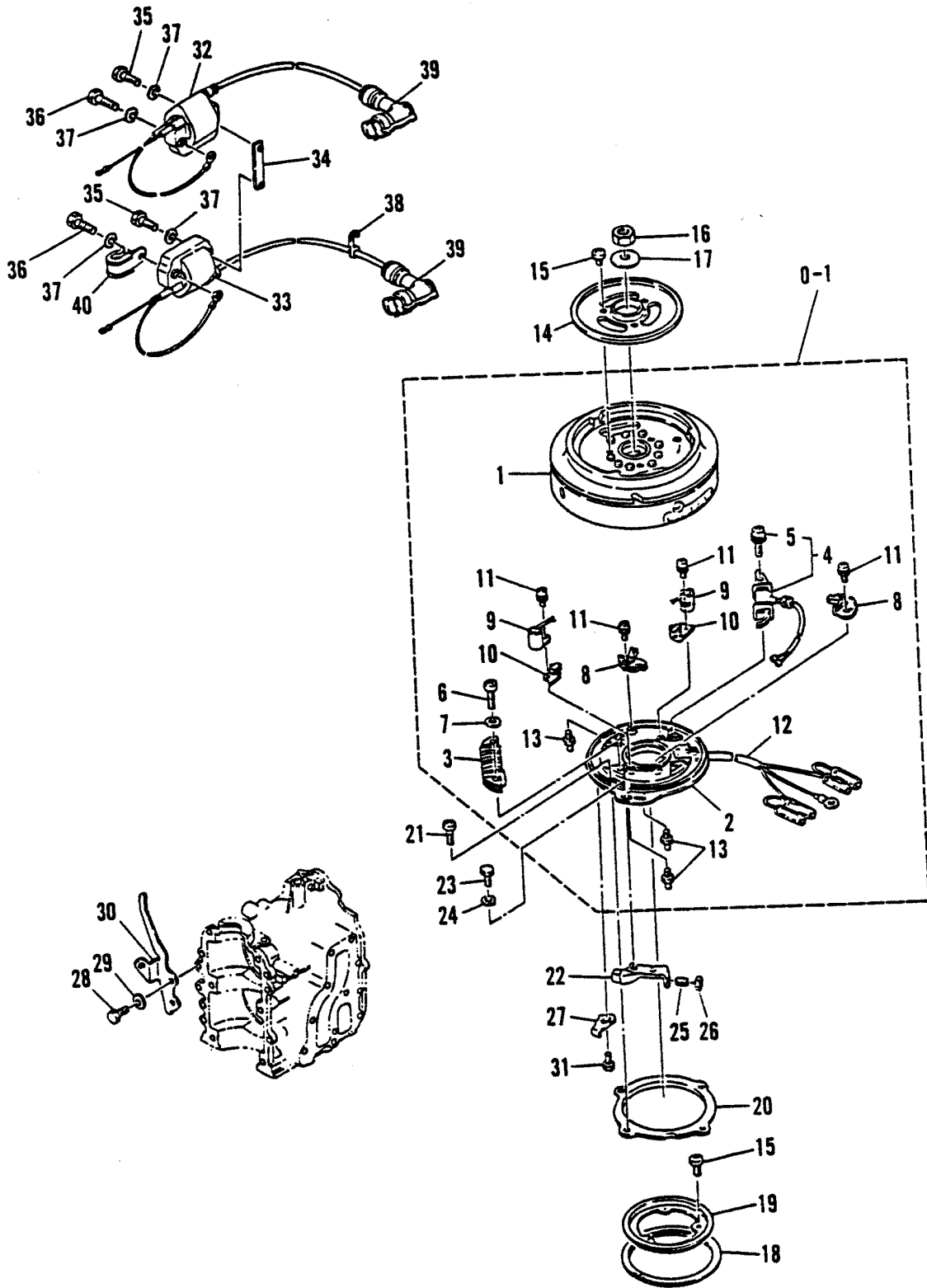
RECOIL STARTER



RECOIL STARTER

REF. NO.	PART NO.	SYM.	QTY.	DESCRIPTION
0-1	NLA		1	STARTER (SEE NOTE #3)
	2169-9348M		1	STARTER (SEE NOTE #4)
1	2169-8398M		1	STARTER HOUSING
2	24-82115M		1	SPRING (SEE NOTE #1)
	24-95588M		1	SPRING (SEE NOTE #2)
3	50-83250M		1	STARTER SHEAVE
4	83251M		1	SHAFT (SEE NOTE #1 - BRASS)
	95590M		1	SHAFT (SEE NOTE #2 - NYLON W/BRASS INSERT)
5	23-82687M		1	BUSHING
6	17-82157M		1	ROLL PIN
7	12-81557M		1	WASHER
8	10-83539M		1	BOLT
9	11-82389M		1	NUT
10	83252M		1	DRIVE PAWL
11	53-84895M		1	SNAP RING
12	24-83947M		1	SPRING (SEE NOTE #1)
	24-95589M		1	SPRING (SEE NOTE #2)
13	50-12066A9		1	STARTER ROPE
14	80063M		1	HANDLE
15	84318M		1	GUIDE (SEE NOTE #3)
	41265M		1	GUIDE (SEE NOTE #4)
16	10-84247M		2	BOLT
17	12-82214M		2	WASHER
18	19-80604M		1	PLUG
19	17-82155M		1	PIN
20	83982M		1	SEAL
21	41882M		1	COVER
22	10-83285M		1	BOLT
23	10-83539M		6	BOLT
24	12-82214M		7	WASHER
25	17-14214M		1	DOWEL PIN
26	96599M		1	BRACKET (SEE NOTE #3)
	41266M		1	BRACKET (SEE NOTE #4)
27	81106M		1	PLUNGER
28	24-82079M		1	SPRING
29	84117M		1	LOCKOUT WIRE ASSEMBLY
30	84115M		1	ARM
31	10-94544M		1	BOLT
32	84116M		1	LINK

FLYWHEEL MAGNETO

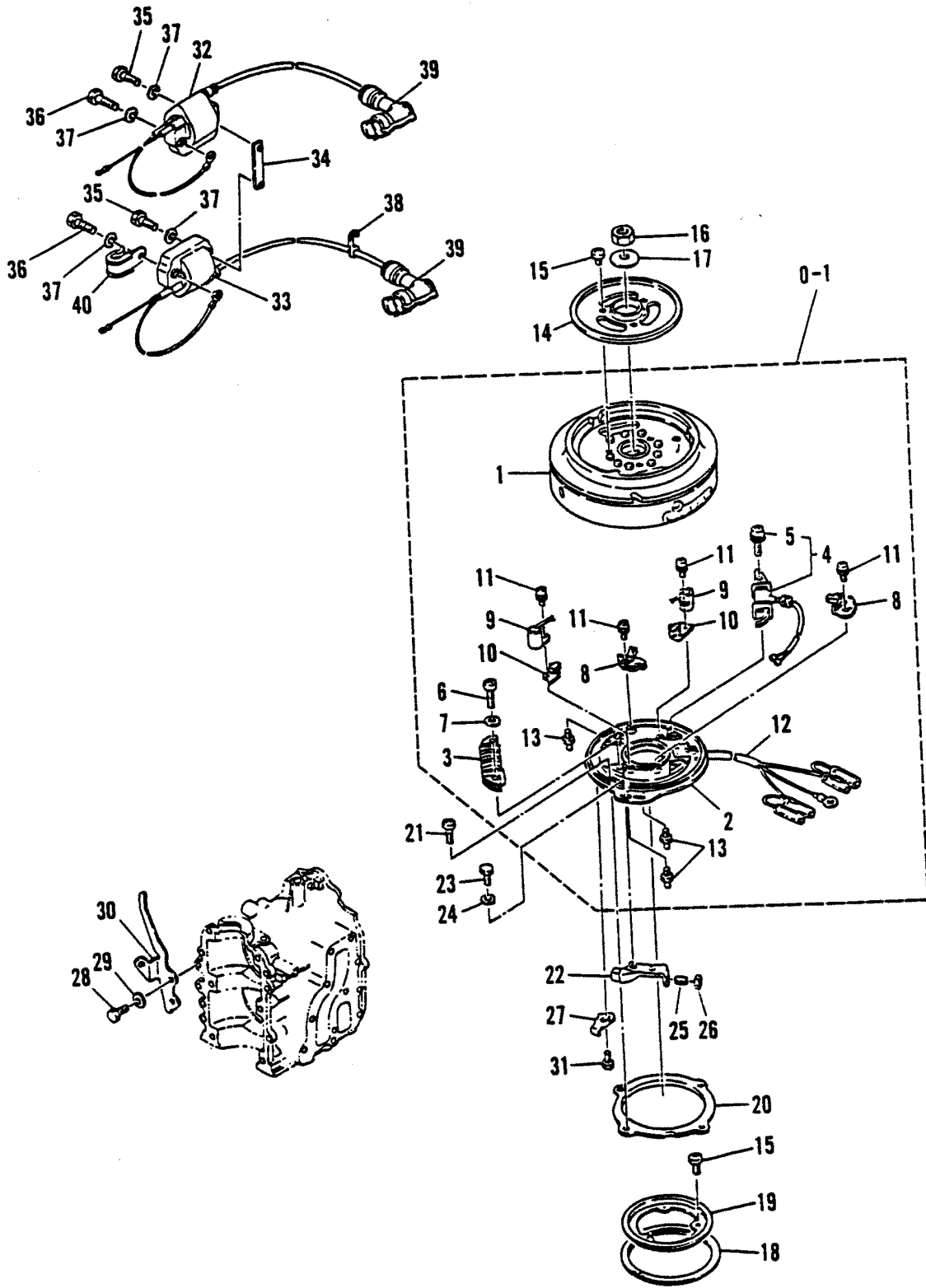


FLYWHEEL MAGNETO

REF. NO.	PART NO.	SYM.	QTY.	DESCRIPTION
0-1	NLA		1	FLYWHEEL (MANUAL START - SEE NOTE #1)
	253-8408M		1	FLYWHEEL (MANUAL START - SEE NOTE #2)
	253-8409M		1	FLYWHEEL (ELECTRIC START)
1	NLA-		1	FLYWHEEL (MANUAL)
	94654M		1	FLYWHEEL (ELECTRIC)
2	84308M		1	MAGNETO BASE
3	83281M		1	IGNITION COIL
4	80553M		1	LIGHTING COIL (MANUAL - SEE NOTE #3)
	83315M		1	LIGHTING COIL (ELECTRIC - SEE NOTE #3)
5	10-82503M		2	SCREW
6	10-82521M		2	SCREW
7	13-82186M		2	WASHER
8	80930M		2	BREAKER POINT ASSY.
9	80558M		2	CONDENSER
10	80025M		2	LUBRICATOR
11	10-82500M		4	SCREW
12	84-94545M		1	LEAD WIRE
13	84305M		3	JOINT
14	84052M		1	COVER
15	10-96671M		6	SCREW
16	11-81770M		1	NUT
17	12-81814M		1	WASHER
18	98981M		1	RETAINER
19	83962M		1	RETAINER
20	41869M		1	FRICTION PLATE
21	10-17661M		4	SCREW
22	94546M		1	THROTTLE CAM
23	10-84313M		2	BOLT
24	12-82211M		2	WASHER
25	16-41883M		1	STUD
26	11-83763M		1	NUT
27	84316M		2	STOPPER
28	10-84247M		2	BOLT
29	12-82214M		2	WASHER
30	NLA		1	TIMING PLATE (SEE NOTE #4)
	94548M		1	TIMING PLATE (SEE NOTE #5)
	94547M		1	TIMING PLATE (SEE NOTE #6)
31	10-82444M		1	BOLT
32	96569M		1	IGNITION COIL (SECONDARY - TOP)
33	96570M		1	IGNITION COIL (SECONDARY - BOTTOM)
34	84317M		1	BRACKET
35	10-83285M		2	BOLT
36	10-82405M		2	BOLT

CONTINUED ON NEXT PAGE ➡

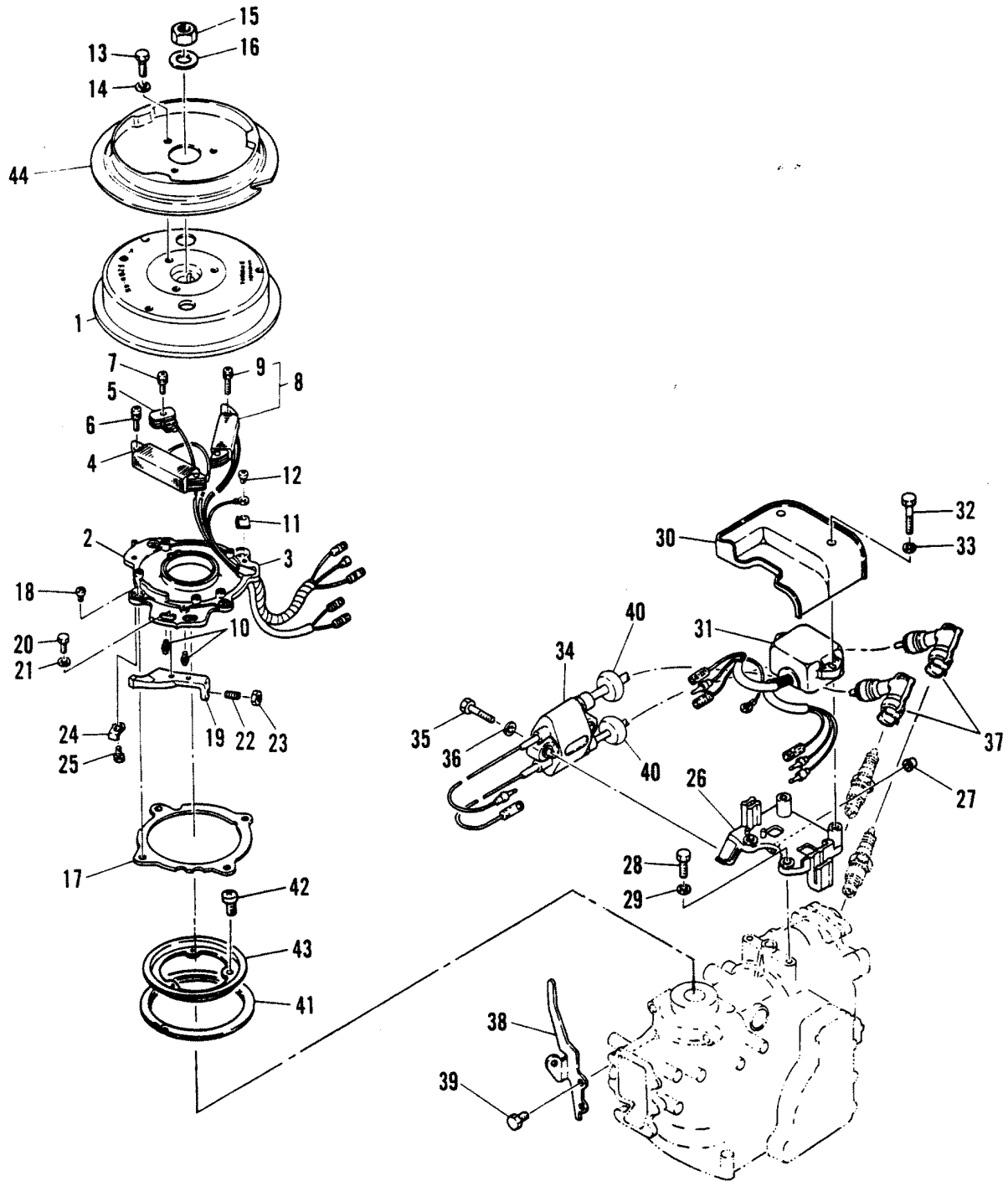
FLYWHEEL MAGNETO



FLYWHEEL MAGNETO

REF. NO.	PART NO.	SYM.	QTY.	DESCRIPTION
37	13-82212M		4	WASHER
38	82038M		1	CLAMP
39	814991M		2	PLUG CAP (NOISE SUPPRESSOR)
	85-63709A1		2	PLUG CAP
40	54-82041M		1	CLAMP

C.D.I. MAGNETO

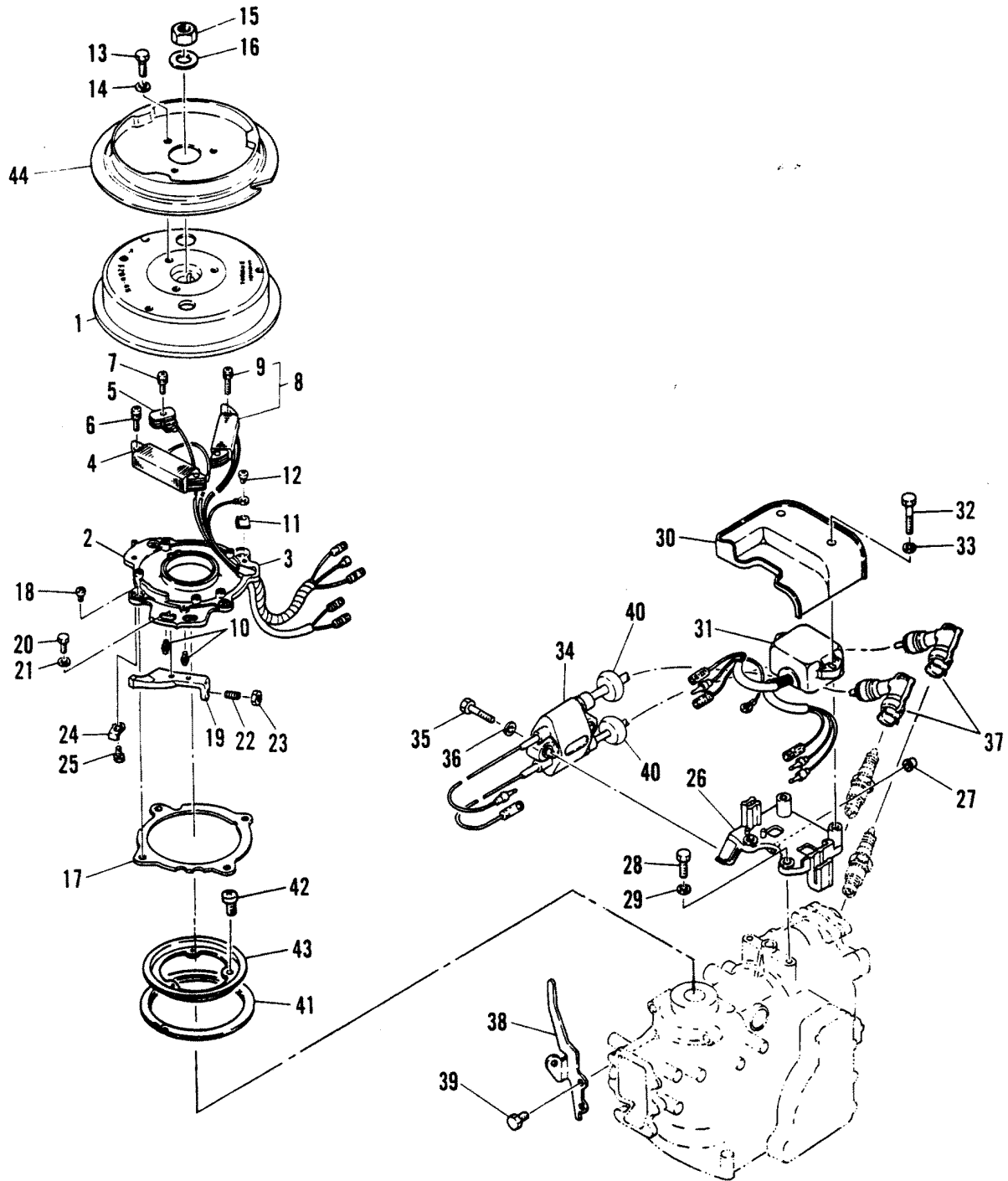


C.D.I. MAGNETO

REF. NO.	PART NO.	SYM.	QTY.	DESCRIPTION
1	253-8920M		1	FLYWHEEL ASSEMBLY (W/RING GEAR)
	253-8921M		1	FLYWHEEL ASSEMBLY (W/O RING GEAR)
2	16708M		1	BASE SERIAL 00070796-09999999
3	41863M		1	MAGNETO BASE
4	41829M		1	CHARGE COIL
5	41830M		1	PULSAR COIL
6	10-96346M		2	SCREW
7	10-91691M		1	SCREW
8	NLA		1	LIGHTING COIL ASSEMBLY
9	10-96346M		2	SCREW
10	84305M		2	RETAINER
11	54-41867M		1	CLAMP
12	10-82499M		1	SCREW
13	10-84303M		3	BOLT
14	12-82214M		3	WASHER
15	11-81770M		1	NUT
16	12-81814M		1	WASHER
17	41869M		1	PLATE
18	10-17661M		4	SCREW
19	41268M		1	THROTTLE CAM
20	10-84313M		2	BOLT
21	12-82211M		2	WASHER
22	16-41883M		1	STUD
23	11-83763M		1	NUT
24	84316M		1	STOP
25	10-82444M		1	BOLT
26	41259M		1	BRACKET
27	41260M		2	DAMPER
28	10-84247M		2	BOLT
29	12-82214M		2	WASHER
30	41262M		1	COVER
31	43077M		1	I. UNIT ASSEMBLY
32	10-83285M		2	BOLT
33	12-82213M		2	WASHER
34	95188M		1	IGNITION COIL ASSEMBLY
35	10-83285M		2	BOLT
36	12-82214M		4	WASHER
37	814991M		OPT	PLUG CAP (NOISE SUPPRESSOR)
	85-63709A1		2	PLUG CAP
38	94547M		1	TIMING PLATE
39	10-84211M		2	BOLT

CONTINUED ON NEXT PAGE ➡

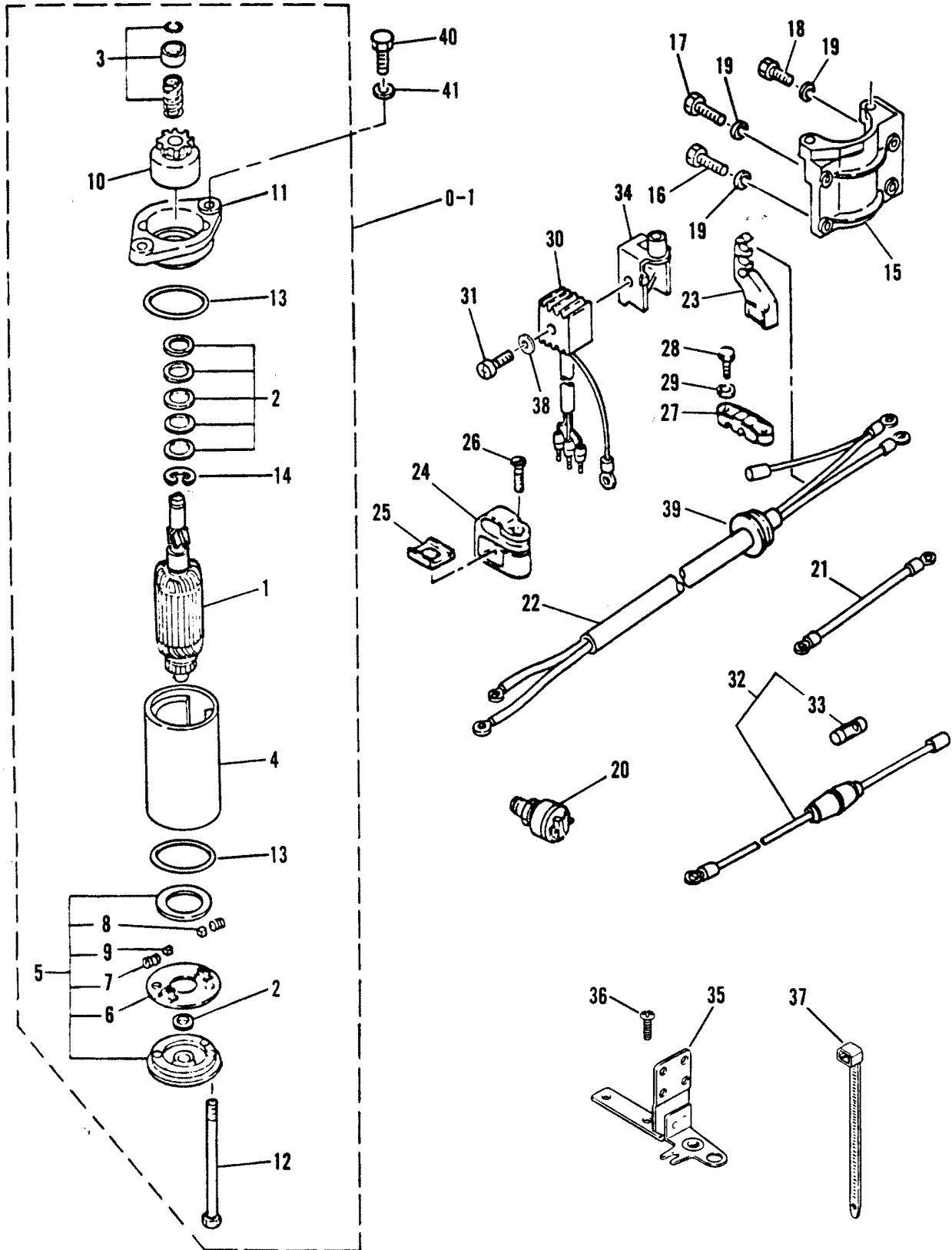
C.D.I. MAGNETO



C.D.I. MAGNETO

REF. NO.	PART NO.	SYM.	QTY.	DESCRIPTION
40	25-82069M		2	GROMMET
41	98981M		1	RETAINER
42	10-96671M		3	SCREW
43	83962M		1	RETAINER
44	41316M		1	PULLEY

ELECTRIC START

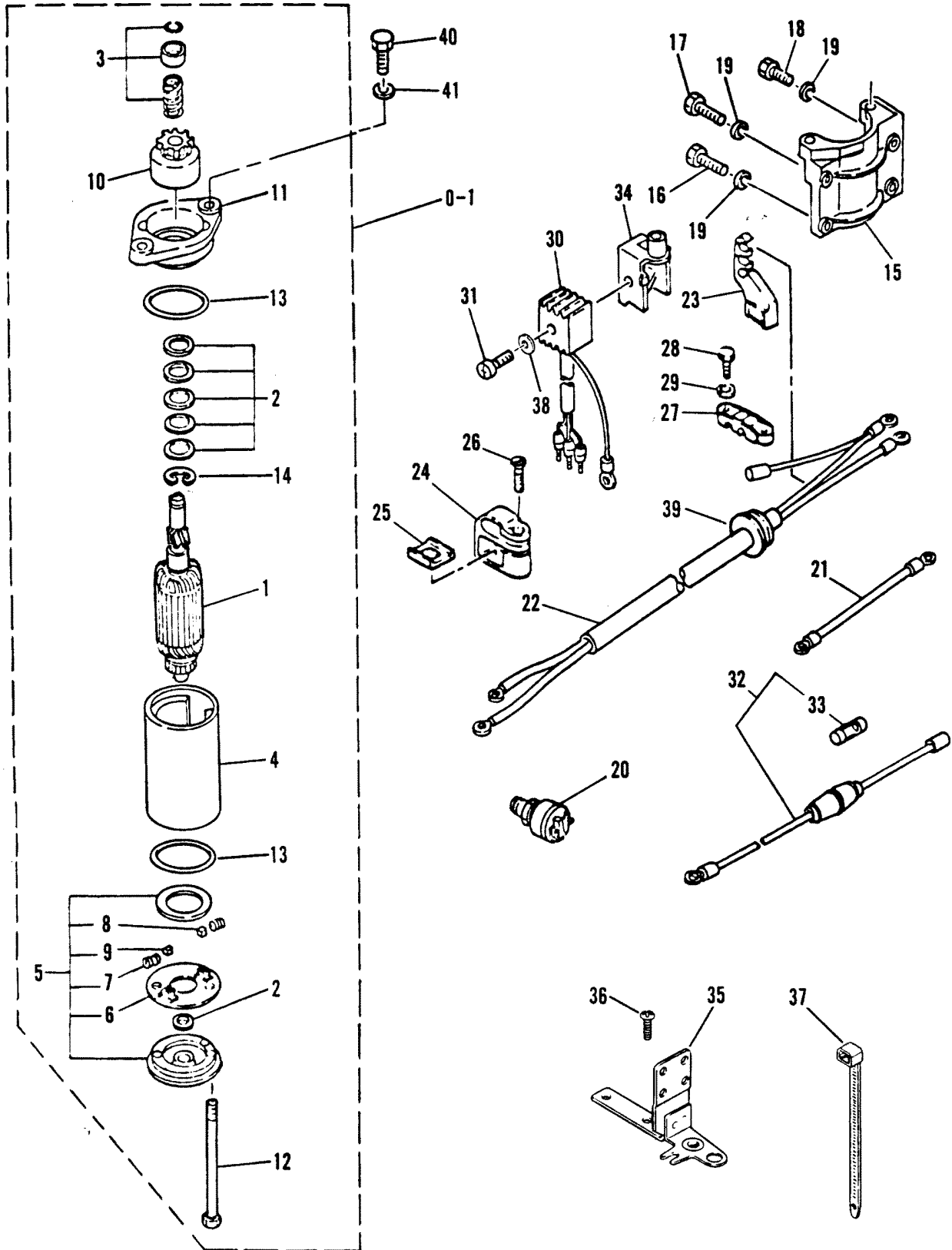


ELECTRIC START

REF. NO.	PART NO.	SYM.	QTY.	DESCRIPTION
0-1	50-98982M		1	STARTER MOTOR
1	84330M		1	ARMATURE
2	12-84331M		1	WASHER KIT
3	84332M		1	PINION STOPPER SET
4	98983M		1	FIELD (682-81800-11/OR -12 ONLY)
	NLA		1	FIELD (ALL OTHERS)
5	84334M		1	COVER ASSEMBLY
6	84335M		1	BRUSH HOLDER
7	24-84336M		2	SPRING
8	84337M		1	BRUSH (+)
9	84338M		1	BRUSH (-)
10	43-84339M		1	PINION GEAR
11	84340M		1	COVER
12	10-84341M		2	THRU BOLT
13	25-14258M		2	O-RING NEW DESIGN
14	53-14752M		1	SNAP RING NEW DESIGN
15	14215M		1	BRACKET (SEE NOTE #3)
	84095M		1	BRACKET (SEE NOTE #4)
16	10-83539M		2	BOLT
17	10-83285M		1	BOLT
18	10-82405M		1	BOLT (SEE NOTE #3)
	10-83539M		1	BOLT (SEE NOTE #4)
19	12-82214M		4	WASHER
20	87-84096M		1	STARTER SWITCH
21	84-98985M		1	LEAD WIRE
22	84-98986M		1	HARNESS (SEE NOTE #1)
	84-94550M		1	HARNESS (SEE NOTE #2)
23	98987M		1	RETAINER
24	99062M		1	RETAINER
25	84708M		1	PLATE
26	10-84709M		1	SCREW
27	54-41876M		1	CLAMP
28	10-84247M		2	BOLT
29	12-82214M		2	WASHER
30	810937M		1	RECTIFIER
31	10-82521M		1	SCREW
32	98988M		1	FUSE HOLDER
33	88-81522M		1	FUSE (12V-20A)
34	98989M		1	BRACKET (SEE NOTE #1)
	84091M		1	BRACKET (SEE NOTE #2)
35	94798M		1	BRACKET
36	10-14232M		2	SCREW

CONTINUED ON NEXT PAGE ➡

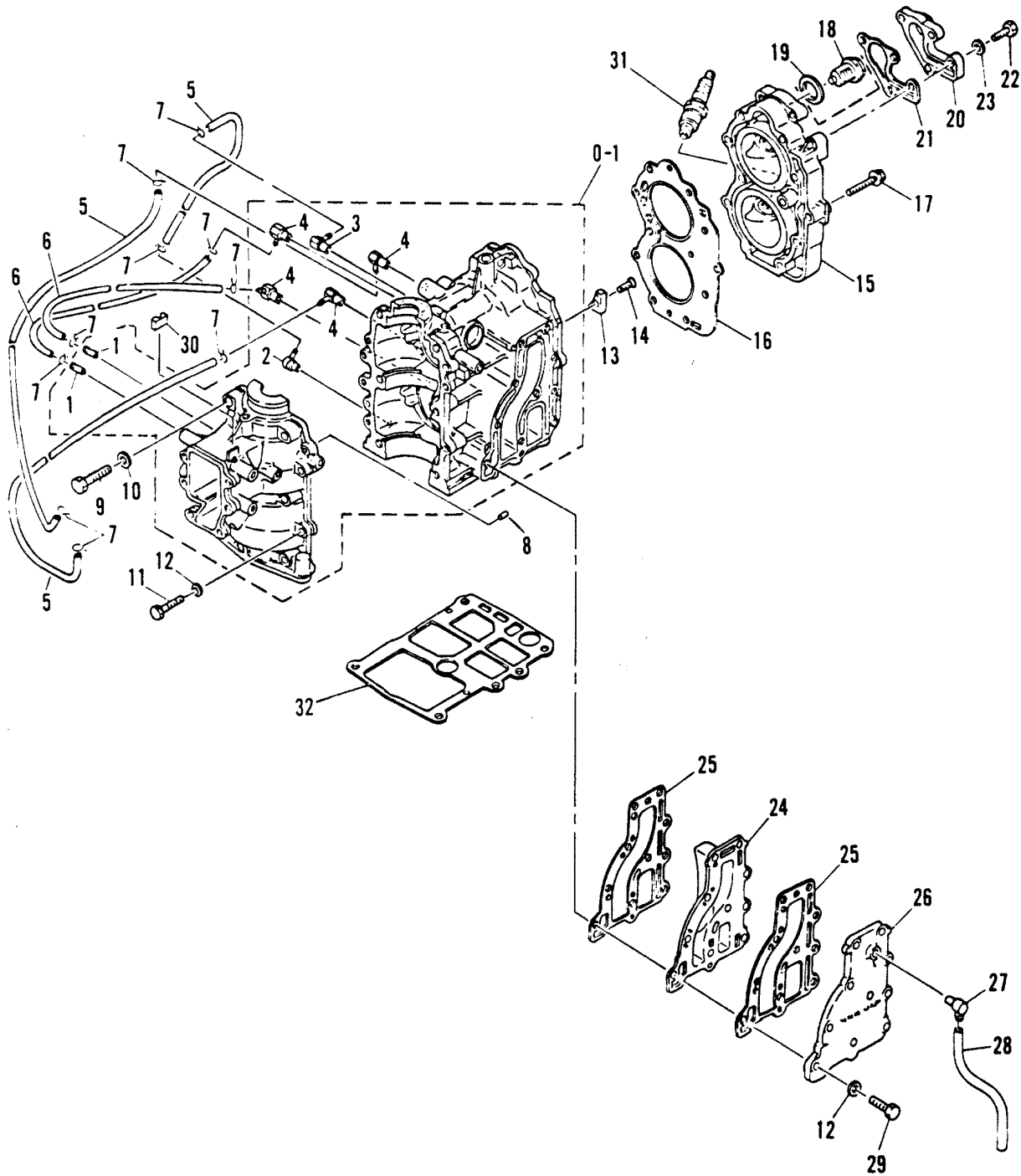
ELECTRIC START



ELECTRIC START

REF. NO.	PART NO.	SYM.	QTY.	DESCRIPTION
37	25-82060M		1	STA-STRAP
38	12-82211M		1	WASHER
39	25-84092M		1	GROMMET
40	10-84342M		2	BOLT
41	12-82217M		2	WASHER

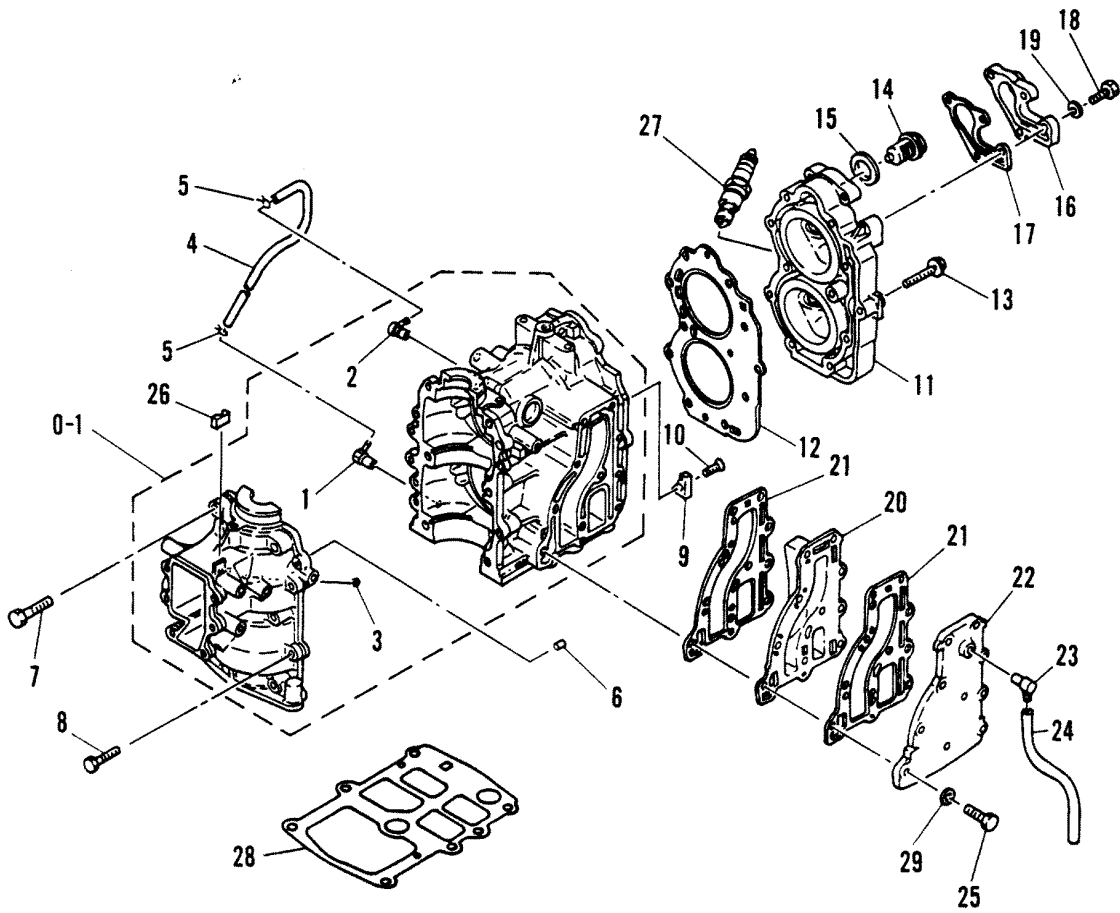
CRANKCASE AND CYLINDER HEAD



CRANKCASE AND CYLINDER HEAD

REF. NO.	PART NO.	SYM.	QTY.	DESCRIPTION
0-1	870-8410M		1	CRANKCASE ASSEMBLY
1	22-80122M		2	DRAIN FITTING
2	21-80727M		1	CHECK VALVE
3	22-80743M		1	DRAIN FITTING
4	21-82692M		4	CHECK VALVE
5/6	32-811045M		5	HOSE
7	54-82046M		10	CLAMP
8	17-82364M		2	DOWEL PIN
9	10-84236M		6	BOLT (WASHER)
10	12-81798M		6	WASHER
11	10-83285M		4	BOLT
12	12-81792M		14	WASHER
13	83900M		1	ANODE
14	10-95467M		1	SCREW
15	968-7129M		1	CYLINDER HEAD
16	27-18937M		1	GASKET
17	10-84065M		11	BOLT
18	83282M		1	THERMOSTAT (SEE NOTE #1)
	81098M		1	THERMOSTAT (SEE NOTE #2)
19	12-81835M		1	WASHER
20	17662M		1	COVER
21	27-83940M		1	GASKET
22	10-83539M		4	BOLT
23	12-82214M		4	WASHER
24	83950M		1	EXHAUST COVER (INNER)
25	27-83951M		2	GASKET
26	83952M		1	EXHAUST COVER (OUTER)
27	22-83326M		1	FITTING
28	32-82012M		1	HOSE
29	10-82405M		10	BOLT
30	83965M		1	STOPPER
31	33-82371M		2	SPARK PLUG (NGK#B-7HS)
32	27-96602M		1	GASKET

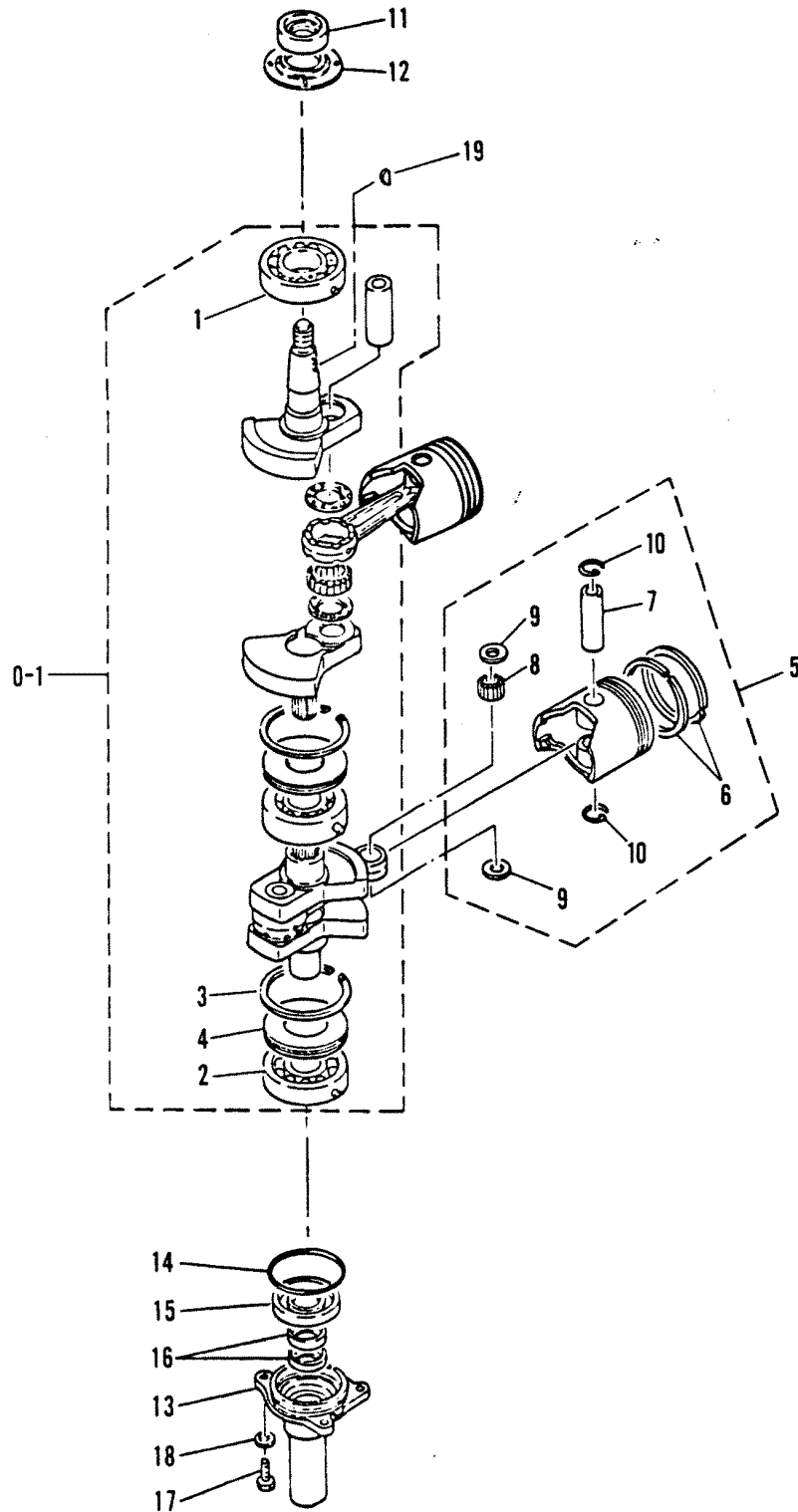
CRANKCASE AND CYLINDER HEAD



CRANKCASE AND CYLINDER HEAD

REF. NO.	PART NO.	SYM.	QTY.	DESCRIPTION
0-1	870-8799M		1	CRANKCASE ASSEMBLY
1	21-80727M		1	CHECK VALVE
2	22-80743M		1	DRAIN FITTING
3	21-80107M		1	CHECK VALVE
4	32-811045M		1	HOSE
5	54-82046M		2	CLAMP
6	17-82364M		2	DOWEL PIN
7	10-95487M		6	BOLT
8	10-95453M		4	BOLT
9	83900M		1	ANODE
10	10-95467M		1	SCREW
11	968-8800M		1	CYLINDER HEAD
12	27-18937M		1	GASKET
13	10-84065M		11	BOLT
14	814554M		1	THERMOSTAT (SEE NOTE #1)
	81098M		1	THERMOSTAT (SEE NOTE #2)
15	12-81835M		1	WASHER
16	17662M		1	COVER
17	27-83940M		1	GASKET
18	10-83539M		4	BOLT
19	12-82214M		4	WASHER
20	83950M		1	EXHAUST COVER (INNER)
21	27-83951M		2	GASKET
22	83952M		1	EXHAUST COVER (OUTER)
23	22-83326M		1	FITTING
24	32-82012M		1	HOSE
25	10-82405M		10	BOLT
26	83965M		1	STOPPER
27	33-41263M		2	SPARK PLUG (NGK#B7HS-10)
28	27-96602M		1	GASKET
29	12-82214M		10	WASHER

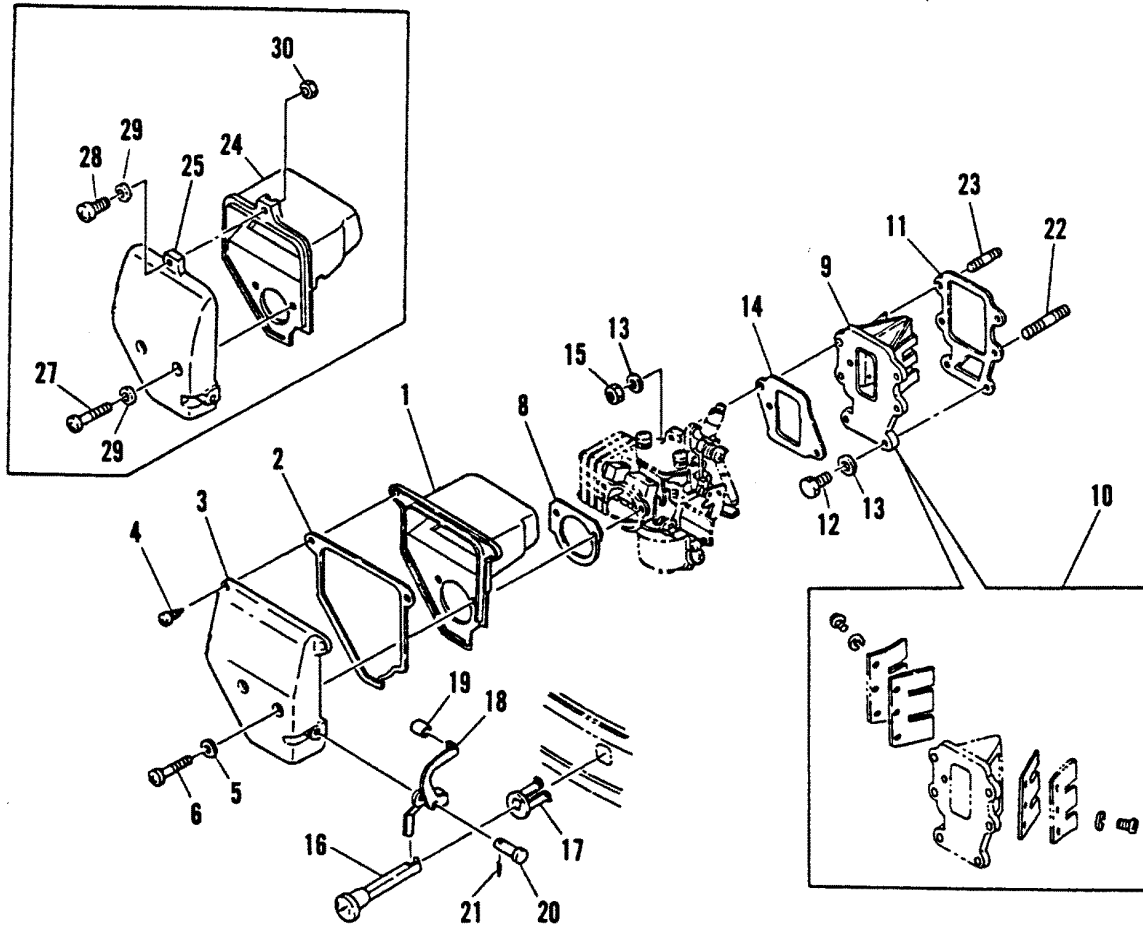
CRANKSHAFT AND PISTON



CRANKSHAFT AND PISTON

REF. NO.	PART NO.	SYM.	QTY.	DESCRIPTION
0-1	463-9854M		1	CRANKSHAFT ASSEMBLY
1	30-82303M		1	BEARING (UPPER)
2	30-83938M		1	BEARING (LOWER)
3	53-94555M		2	SNAP RING
4	26-84244M		1	SEAL
5	761-7982M		2	PISTON (STANDARD)
	761-8022M		AR	PISTON (1ST. O.S. 56.25MM)
	761-8023M		AR	PISTON (2ND. O.S. 56.50MM)
6	39-15320M		2	PISTON RING SET (STANDARD)
	39-18939M		AR	PISTON RING SET (1ST. O.S. 56.25MM)
	39-15322M		AR	PISTON RING SET (2ND. O.S. 56.50MM)
7	41-80272M		2	PISTON PIN
8	29-82349M		50	NEEDLE BEARING
9	12-81823M		4	WASHER
10	53-82343M		4	CLIP
11	26-83936M		1	OIL SEAL (UPPER)
12	23-84243M		1	SPACER
13	83945M		1	HOUSING
14	25-83930M		1	O-RING
15	26-96605M		1	OIL SEAL (LOWER)
16	26-96606M		2	OIL SEAL (LOWER)
17	10-91725M		3	BOLT
18	12-82214M		3	WASHER
19	28-81914M		1	KEY

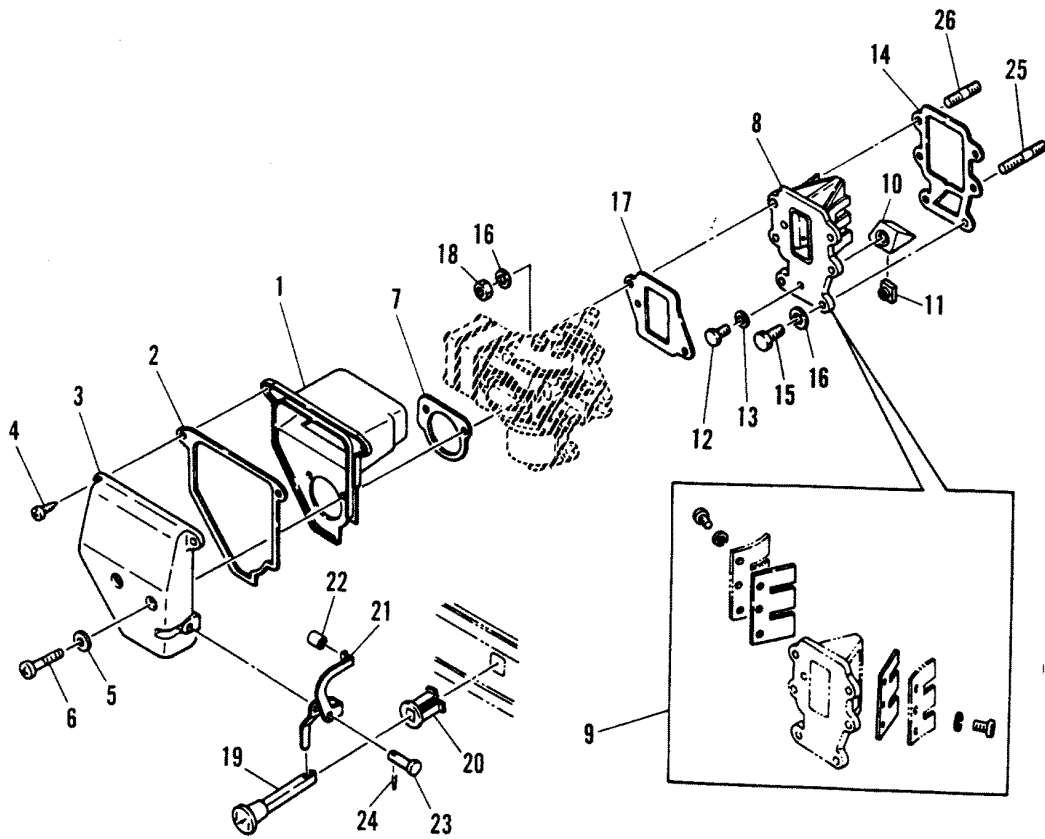
INTAKE MANIFOLD



INTAKE MANIFOLD

REF. NO.	PART NO.	SYM.	QTY.	DESCRIPTION
1	96607M		1	COVER SERIAL 00015261-09999999
2	27-96608M		1	GASKET SERIAL 00015261-09999999
3	96609M		1	COVER (OUTER) SERIAL 00015261-09999999
4	10-96610M		2	SCREW SERIAL 00015261-09999999
5	12-82211M		2	WASHER SERIAL 00015261-09999999
6	10-82522M		2	SCREW SERIAL 00015261-09999999
8	27-96611M		1	GASKET SERIAL 00015261-09999999
9	94794M		1	REED VALVE (USA & AUSTRALIA)
	94794M		1	REED VALVE (INTERNATIONAL - SEE NOTE #1)
	83942M		1	REED VALVE (INTERNATIONAL - SEE NOTE #2)
10	34-84246M		1	REED SET (REED STOPS NOT INCLUDED)
11	27-83941M		1	GASKET
12	10-84247M		4	BOLT
13	12-82214M		6	WASHER
14	27-83245M		1	GASKET
15	11-82381M		2	NUT
16	83960M		1	CHOKE KNOB
17	25-83961M		1	GROMMET
18	94559M		1	CHOKE LEVER
19	23-83959M		1	BUSHING
20	17-94560M		1	CLEVIS PIN (SEE NOTE #3)
	17-84248M		1	CLEVIS PIN (SEE NOTE #4)
21	18-82051M		1	COTTER PIN
22	16-84249M		1	STUD
23	16-81731M		1	STUD
24/25	94557M		1	COVER SERIAL 00000000-00015260
27	10-82522M		2	SCREW SERIAL 00000000-00015260
28	10-83356M		1	SCREW SERIAL 00000000-00015260
29	12-82211M		3	WASHER SERIAL 00000000-00015260
30	11-82388M		1	NUT SERIAL 00000000-00015260

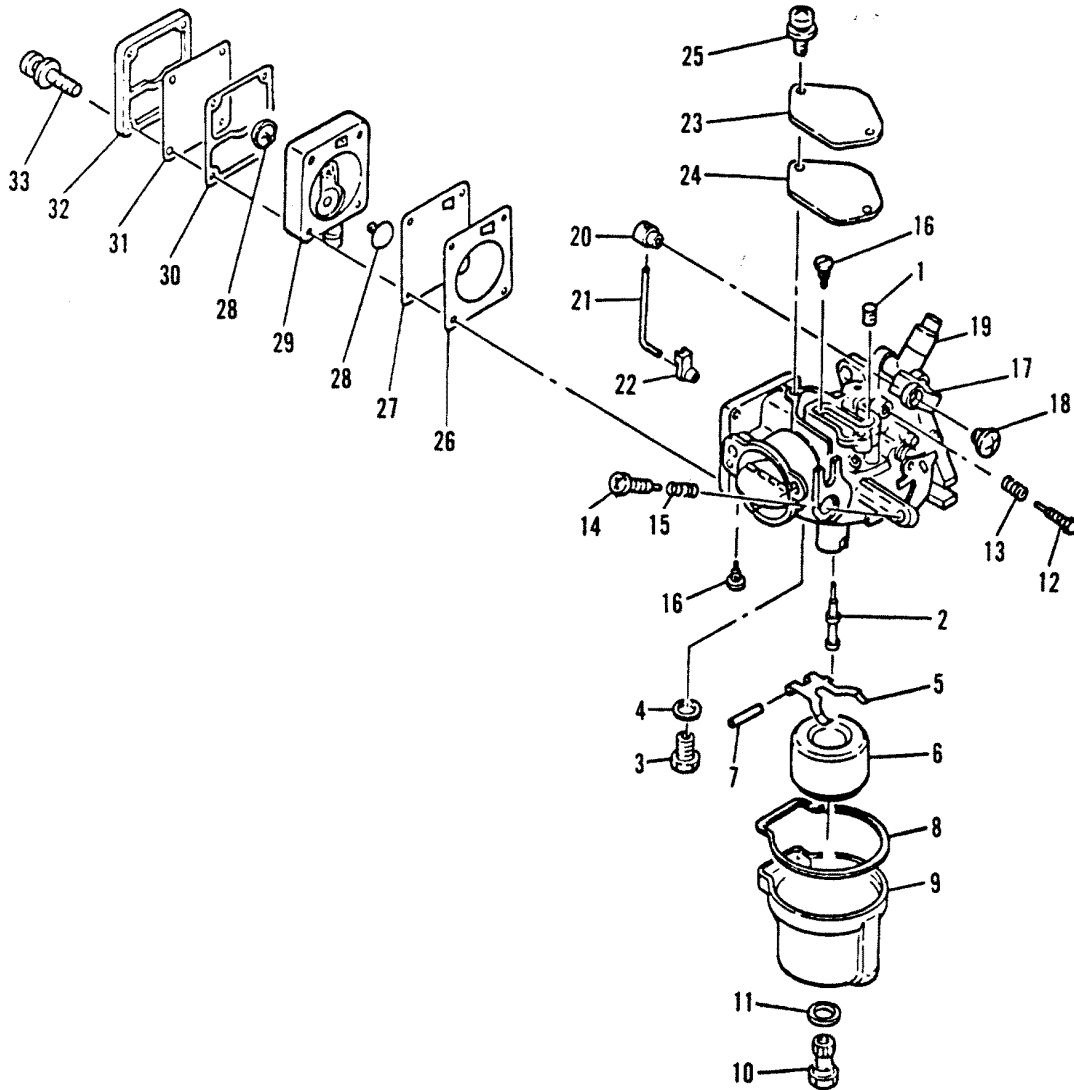
INTAKE MANIFOLD



INTAKE MANIFOLD

REF. NO.	PART NO.	SYM.	QTY.	DESCRIPTION
1	96607M		1	COVER
2	27-96608M		1	GASKET
3	96609M		1	COVER (OUTER)
4	10-96610M		2	SCREW
5	12-82211M		2	WASHER
6	10-82522M		2	SCREW
7	27-96611M		1	GASKET
8	16718M		1	REED VALVE
9	34-95471M		1	REED SET (REED STOPS NOT INCLUDED)
10	41256M		1	SPACER
11	11-15327M		1	NUT
12	10-84303M		1	BOLT
13	12-82214M		1	WASHER
14	27-83941M		1	GASKET
15	10-84247M		4	BOLT
16	12-82214M		6	WASHER
17	27-83245M		1	GASKET
18	11-82381M		2	NUT
19	83960M		1	CHOKE KNOB
20	25-83961M		1	GROMMET
21	94559M		1	CHOKE LEVER
22	23-83959M		1	BUSHING
23	17-94560M		1	CLEVIS PIN
24	18-82051M		1	COTTER PIN
25	16-84249M		1	STUD
26	16-81731M		1	STUD

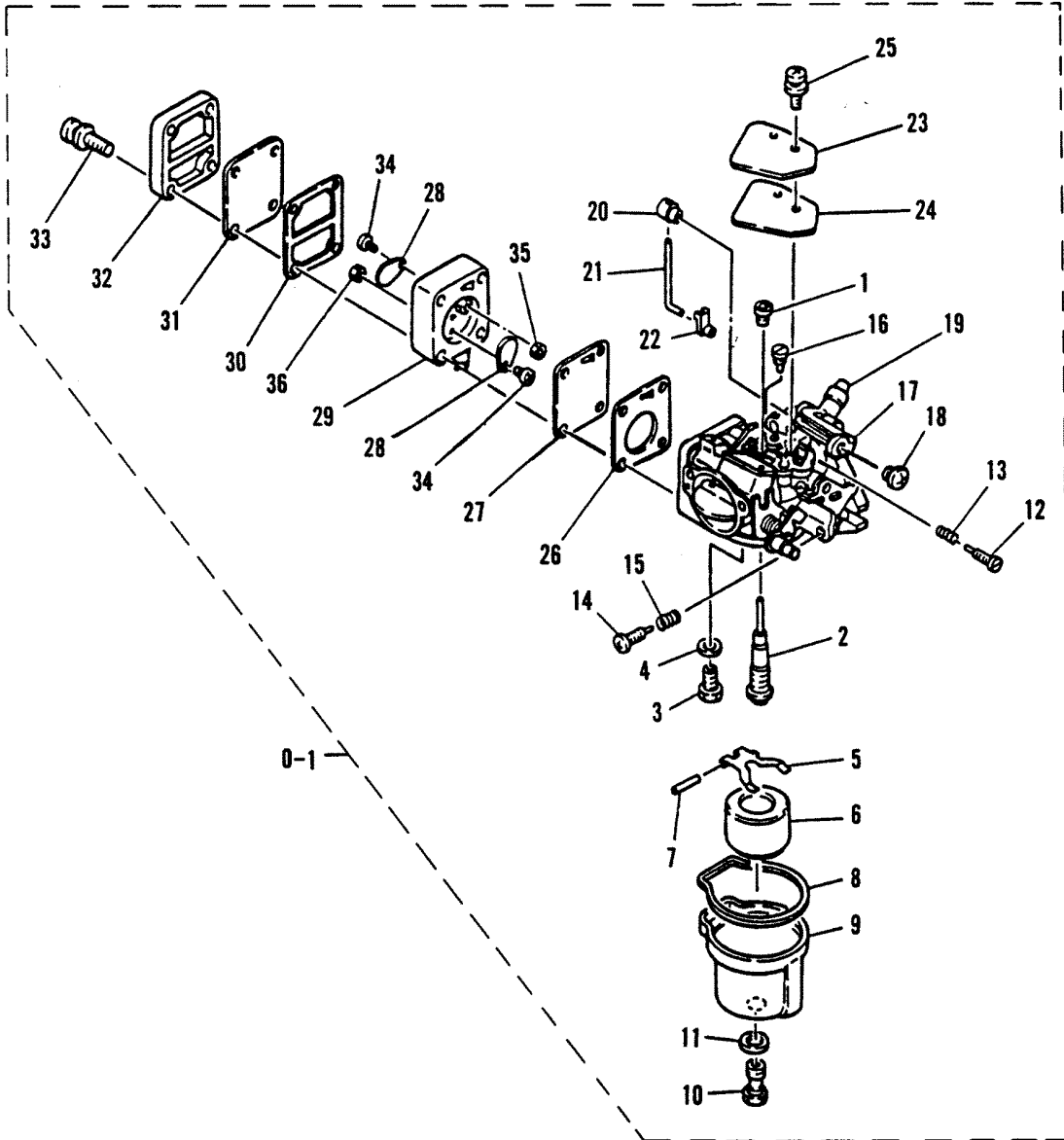
CARBURETOR/FUEL PUMP - INTERNATIONAL ONLY



CARBURETOR/FUEL PUMP - INTERNATIONAL ONLY

REF. NO.	PART NO.	SYM.	QTY.	DESCRIPTION
0-1	1383-8234M		1	CARBURETOR (682-54) (SEE NOTE #1)
	1383-7137M		1	CARBURETOR (682-50) (SEE NOTE #2)
1	84250M		1	PILOT JET (#46)
2	84251M		1	MAIN NOZZLE
3	80447M		1	VALVE SEAT ASSEMBLY
4	12-80261M		1	WASHER
5	80202M		1	FLOAT ARM
6	80450M		1	FLOAT
7	17-80201M		1	PIN
8	27-43115M		1	GASKET
9	84252M		1	FLOAT BOWL
10	84683M		1	MAIN JET (#94) (SEE NOTE #1)
	84253M		1	MAIN JET (#86) (SEE NOTE #2)
11	27-80267M		1	GASKET
12	10-80573M		1	IDLE MIXTURE SCREW
13	24-814460M		1	SPRING
14	10-80738M		1	IDLE SPEED SCREW
15	24-80966M		1	SPRING
16	10-80434M		2	SCREW
17	84254M		1	THROTTLE ARM ASSEMBLY
18	10-80091M		1	SCREW
19	84255M		1	COLLAR
20	83300M		1	RETAINER
21	84256M		1	THROTTLE ROD
22	16333		1	RETAINER
23	84258M		1	PLATE
24	27-84259M		1	GASKET
25	10-83509M		2	SCREW
26	27-84261M		1	GASKET
27	84262M		1	DIAPHRAGM
28	21-41888M		2	CHECK VALVE
29	84263M		1	BODY
30	27-84264M		1	GASKET
31	84265M		1	DIAPHRAGM
32	84266M		1	COVER
33	10-80954M		4	SCREW
-	84473M		1	REPAIR KIT

CARBURETOR/FUEL PUMP

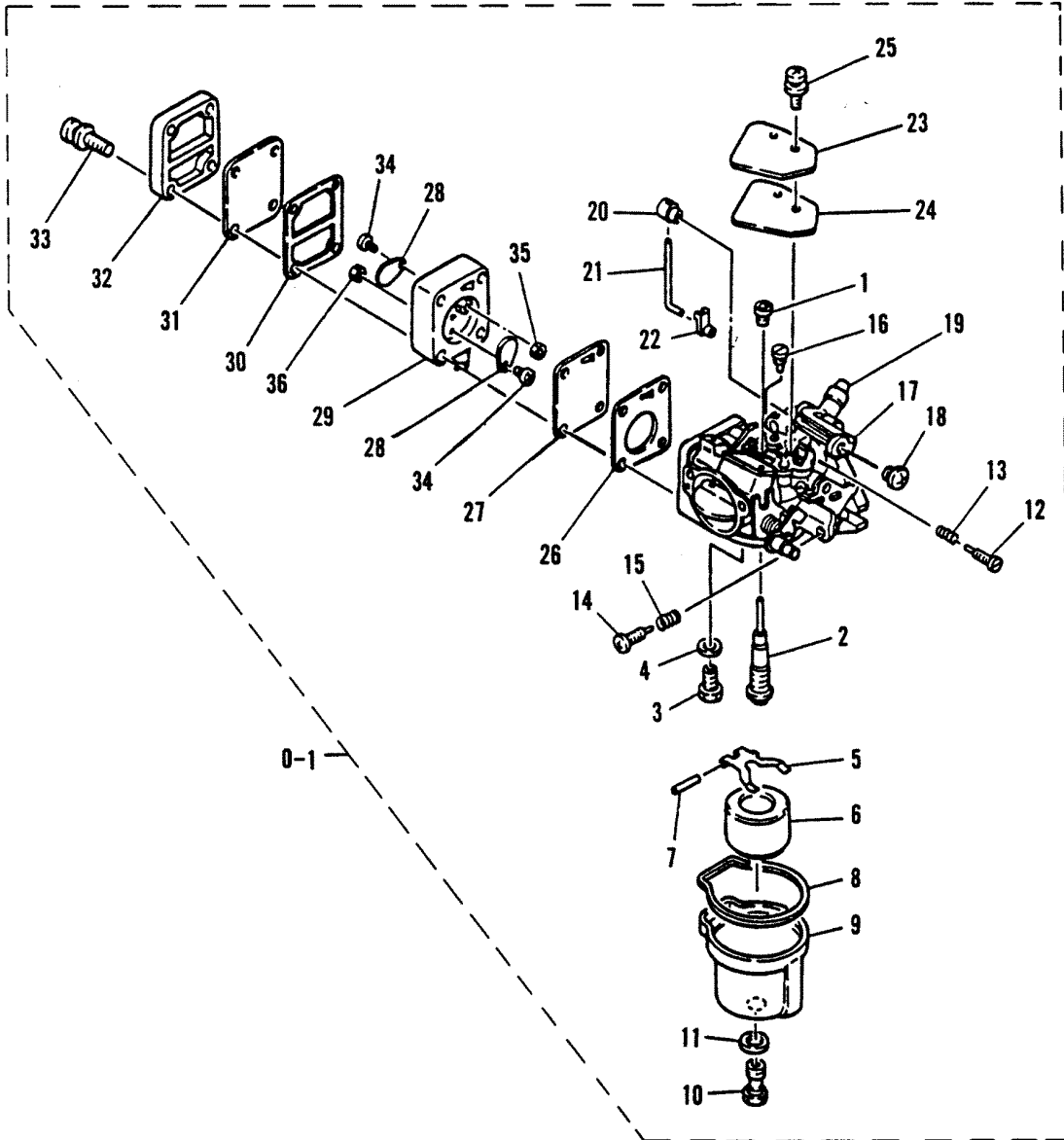


CARBURETOR/FUEL PUMP

REF. NO.	PART NO.	SYM.	QTY.	DESCRIPTION
0-1	1383-8515M		1	CARBURETOR (682-75) (ALL - SEE NOTE #1)
	1383-8236M		1	CARB (682-72) (USA/AUSTRALIA ONLY - SEENOTE #2)
1	82600M		1	PILOT JET (#46)
2	94795M		1	MAIN NOZZLE (682-73/74/75) (SEE NOTE #1)
	94796M		1	MAIN NOZZLE (682-72) (SEE NOTE #2)
3	80447M		1	VALVE SEAT ASSEMBLY
4	12-80261M		1	WASHER
5	80202M		1	FLOAT ARM
6	80450M		1	FLOAT
7	17-80201M		1	PIN
8	27-43115M		1	GASKET
9	84252M		1	FLOAT BOWL
10	NLA		1	MAIN JET (#88) (682-73/74/75)
	10-83289M		1	MAIN JET (#80) (682-72)
11	27-80267M		1	GASKET
12	10-80573M		1	IDLE MIXTURE SCREW
13	24-814460M		1	SPRING
14	10-814463M		1	IDLE SPEED SCREW 682-74/75
15	24-814460M		1	SPRING 682-74/75
14	10-80738M		1	IDLE SPEED SCREW 682-72/73
15	24-80966M		1	SPRING 682-72/73
16	10-80434M		2	SCREW
17	84254M		1	THROTTLE ARM ASSEMBLY
18	10-80091M		1	SCREW
19	84255M		1	COLLAR
20	83300M		1	RETAINER
21	84256M		1	THROTTLE ROD
22	16333		1	RETAINER
23	98992M		1	PLATE 682-74/75
24	27-98993M		1	GASKET 682-74/75
25	10-82513M		2	SCREW 682-74/75
23	84258M		1	PLATE 682-72/73
24	27-84259M		1	GASKET 682-72/73
25	10-83509M		2	SCREW 682-72/73
26	27-84261M		1	GASKET
27	84262M		1	DIAPHRAGM
28	21-41888M		2	CHECK VALVE
29	97657M		1	BODY (682-74/75)
	84263M		1	BODY (682-72/73)
30	27-84264M		1	GASKET
31	84265M		1	DIAPHRAGM

CONTINUED ON NEXT PAGE ➡

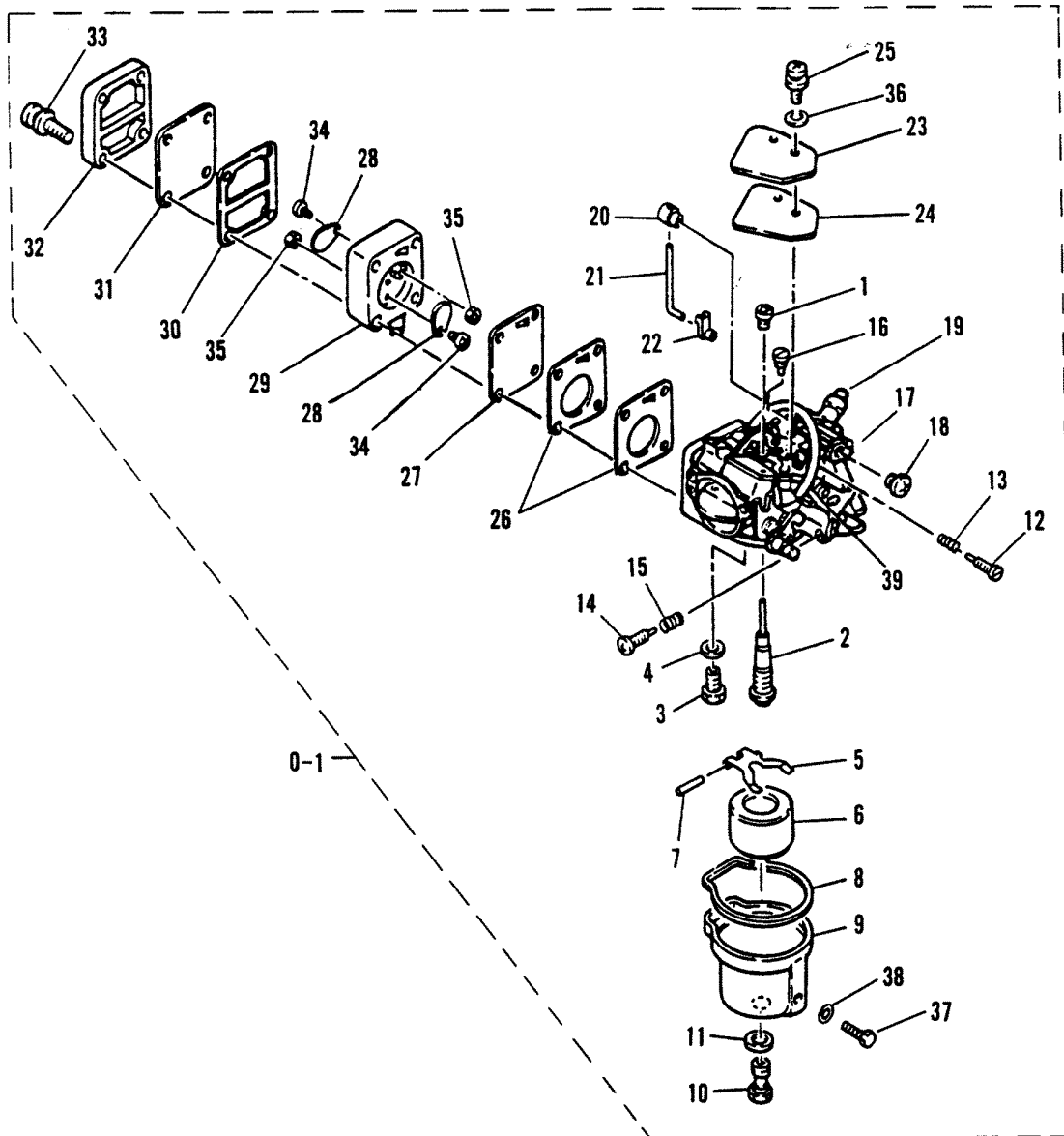
CARBURETOR/FUEL PUMP



CARBURETOR/FUEL PUMP

REF. NO.	PART NO.	SYM.	QTY.	DESCRIPTION
32	84266M		1	COVER
33	10-80954M		4	SCREW
34	10-94801M		2	SCREW 682-74/75
35	11-82537M		2	NUT 682-74/75
-	84473M		1	REPAIR KIT

CARBURETOR/FUEL PUMP

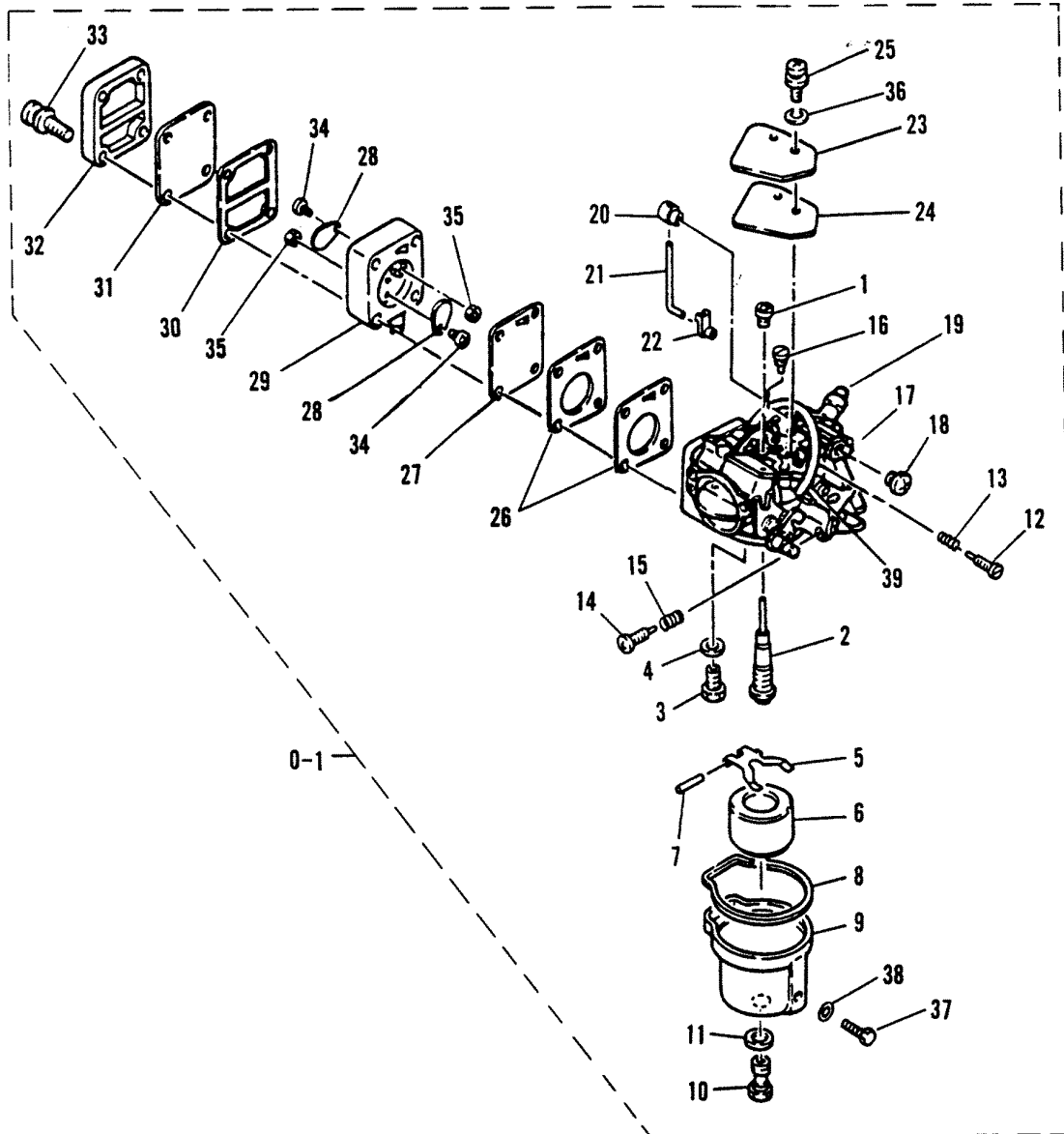


CARBURETOR/FUEL PUMP

REF. NO.	PART NO.	SYM.	QTY.	DESCRIPTION
0-1	1383-9510M		1	CARBURETOR (6E7-72)
1	95492M		1	PILOT JET (#52)
	41872M		1	PILOT JET (#56)
2	41873M		1	MAIN NOZZLE
3	80447M		1	VALVE SEAT (6E7-72)
	11930M		1	VALVE SEAT (6E7-71)
	80447M		1	VALVE SEAT (6E7-70)
4	12-80261M		1	WASHER
5	80202M		1	FLOAT ARM (OLD DESIGN)
6	14180M		1	FLOAT (6E7-72)
	80450M		1	FLOAT (6E7-70/71)
7	17-80451M		1	PIN (6E7-72)
	17-80201M		1	PIN (6-E7-70/71)
8	27-43115M		1	GASKET
9	14217M		1	FLOAT BOWL (6E7-72)
	84252M		1	FLOAT BOWL (6E7-70/71)
10	95493M		1	MAIN JET (#104)
	84377M		1	MAIN JET (#102)
	10-83289M		1	MAIN JET (#80) (682-72)
11	27-80267M		1	GASKET
12	10-80573M		1	IDLE MIXTURE SCREW
13	24-814460M		1	SPRING
14	10-814463M		1	IDLE SPEED SCREW
15	24-814460M		1	SPRING
16	10-80434M		2	SCREW
17	84254M		1	THROTTLE ARM ASSEMBLY
18	10-80091M		1	SCREW
19	84255M		1	COLLAR
20	83300M		1	RETAINER
21	84256M		1	THROTTLE ROD
22	16333		1	RETAINER
23	98992M		1	PLATE
24	27-98993M		1	GASKET
25	10-82513M		2	SCREW
26	27-84261M		1	GASKET
27	84262M		1	DIAPHRAGM
28	21-41888M		2	CHECK VALVE
29	97657M		1	BODY
30	27-84264M		1	GASKET
31	84265M		1	DIAPHRAGM
32	84266M		1	COVER
33	10-80954M		4	SCREW (6E7-72)
	NLA		4	SCREW (6E7-70/71)

CONTINUED ON NEXT PAGE ➡

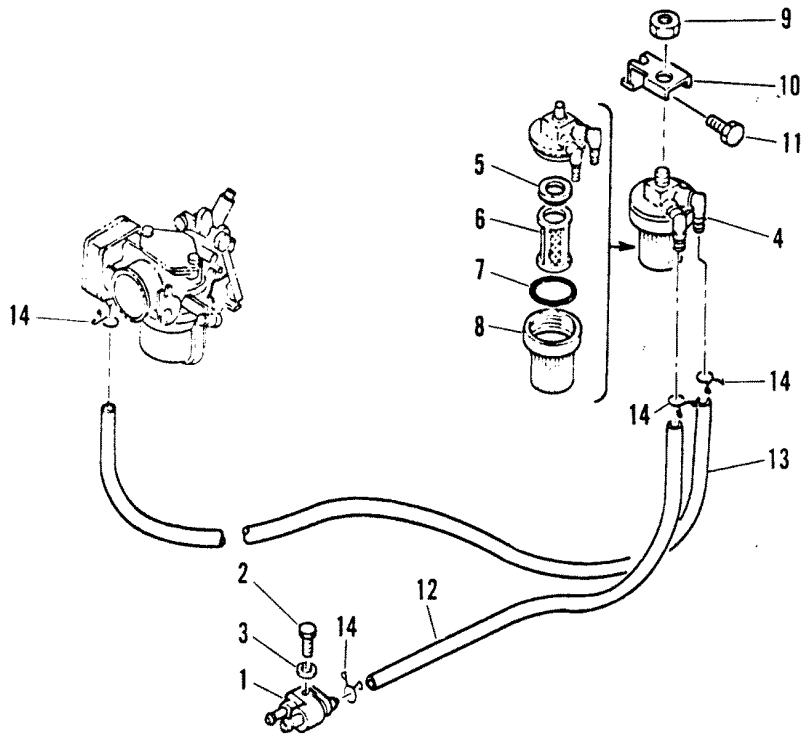
CARBURETOR/FUEL PUMP



CARBURETOR/FUEL PUMP

REF. NO.	PART NO.	SYM.	QTY.	DESCRIPTION
34	10-11837M		2	SCREW
35	11-82537M		2	NUT
36	13-82184M		2	LOCKWASHER
37	10-82512M		1	SCREW 6E7-72
38	27-14218M		1	GASKET 6E7-72
39	14281M		1	TUBE 6E7-72
-	814481M		1	REPAIR KIT (6E7-72)
-	84473M		1	REPAIR KIT (6E7-70/71)

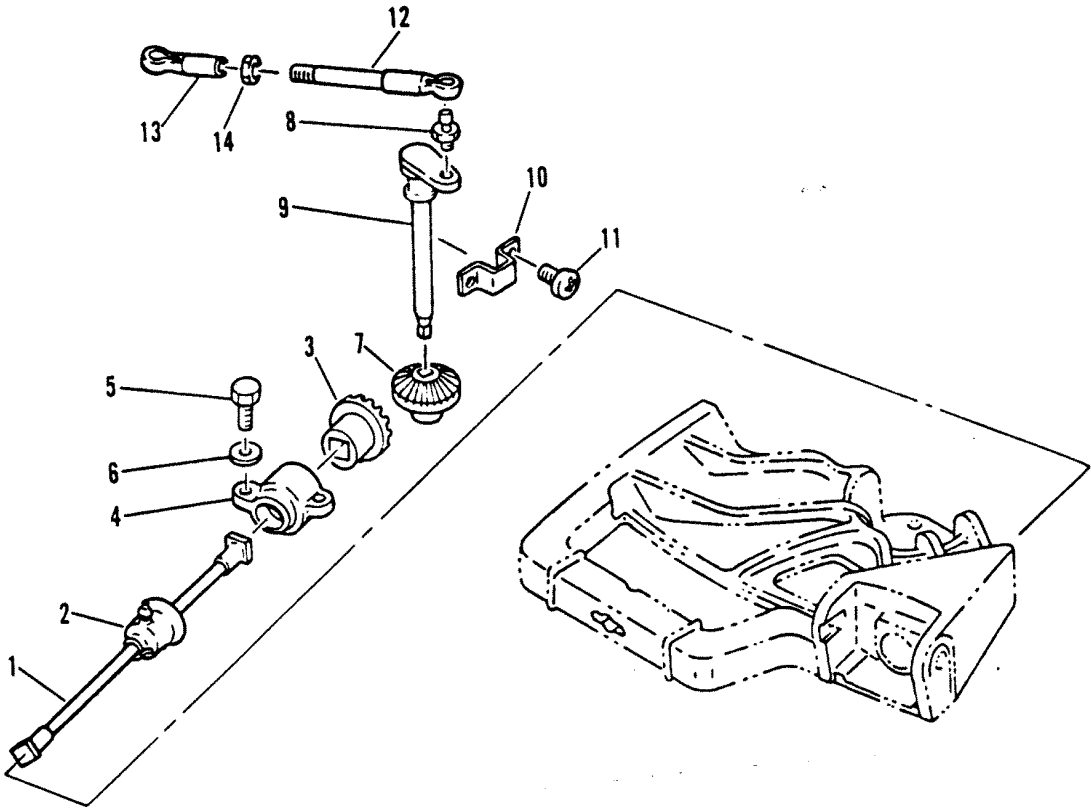
FUEL LINES AND FILTER



FUEL LINES AND FILTER

REF. NO.	PART NO.	SYM.	QTY.	DESCRIPTION
1	14187M		1	FUEL CONNECTOR
2	10-83539M		1	BOLT
3	12-82214M		1	WASHER
4	35-11931M		1	FUEL FILTER ASSEMBLY
5	27-82790M		1	GASKET (OLD DESIGN)
6	35-11934M		1	FILTER
7	25-84957M		1	O-RING
8	11935M		1	FILTER CUP
9	11-82382M		1	NUT
10	83949M		1	BRACKET
11	10-84315M		1	BOLT
12/13	32-82012M		2	HOSE
14	54-82047M		4	CLIP

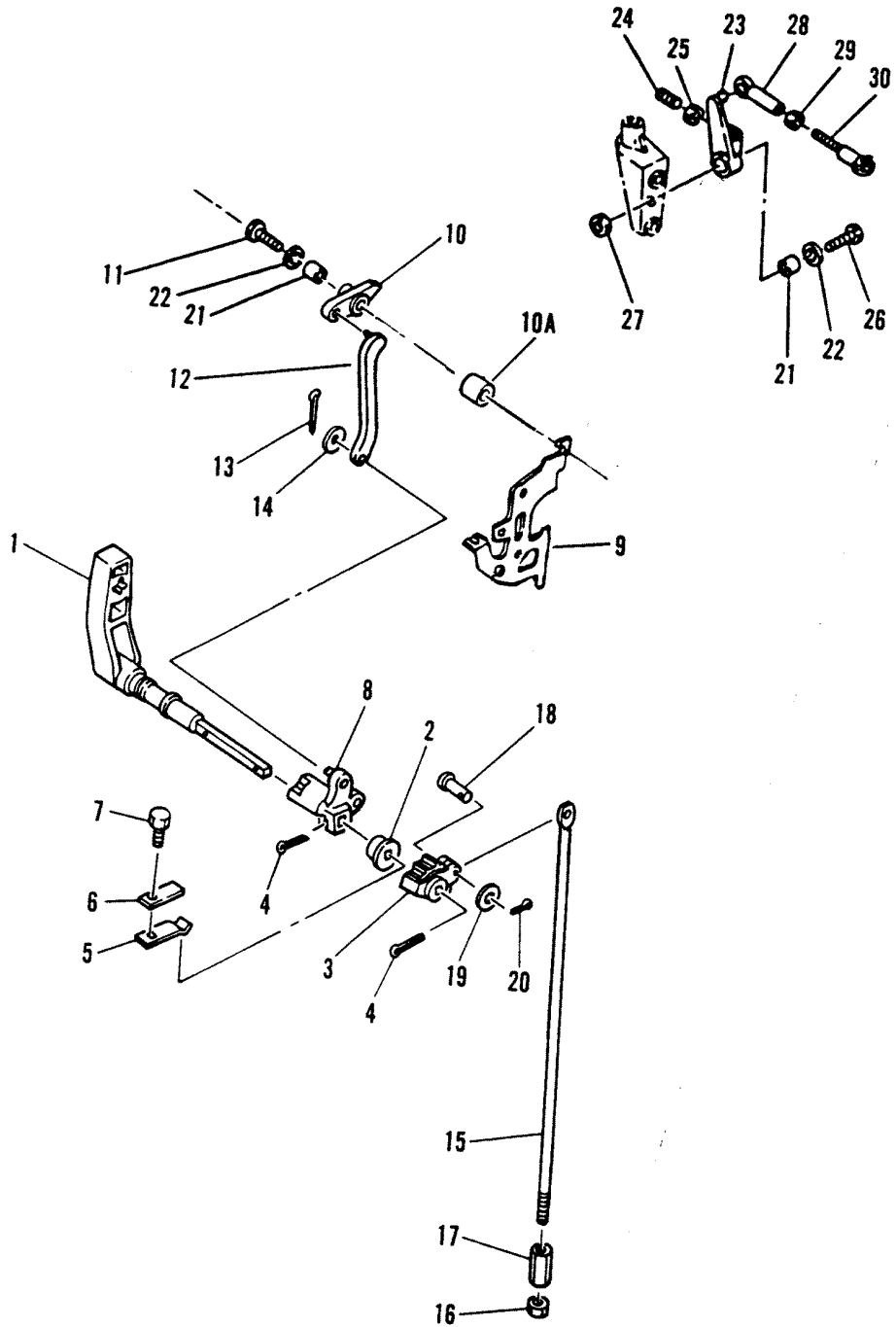
THROTTLE CONTROL



THROTTLE CONTROL

REF. NO.	PART NO.	SYM.	QTY.	DESCRIPTION
1	83970M		1	THROTTLE CONTROL SHAFT
2	83987M		1	SEAL
3	43-94562M		1	GEAR
4	23-94563M		1	COLLAR
5	10-84247M		2	BOLT
6	12-82213M		2	WASHER
7	43-94564M		1	GEAR
8	84305M		1	BALL JOINT
9	83966M		1	MAGNETO CONTROL LEVER
10	83967M		1	BRACKET
11	10-96671M		2	SCREW
12	83957M		1	LINK
13	84100M		1	JOINT
14	11-82379M		1	NUT

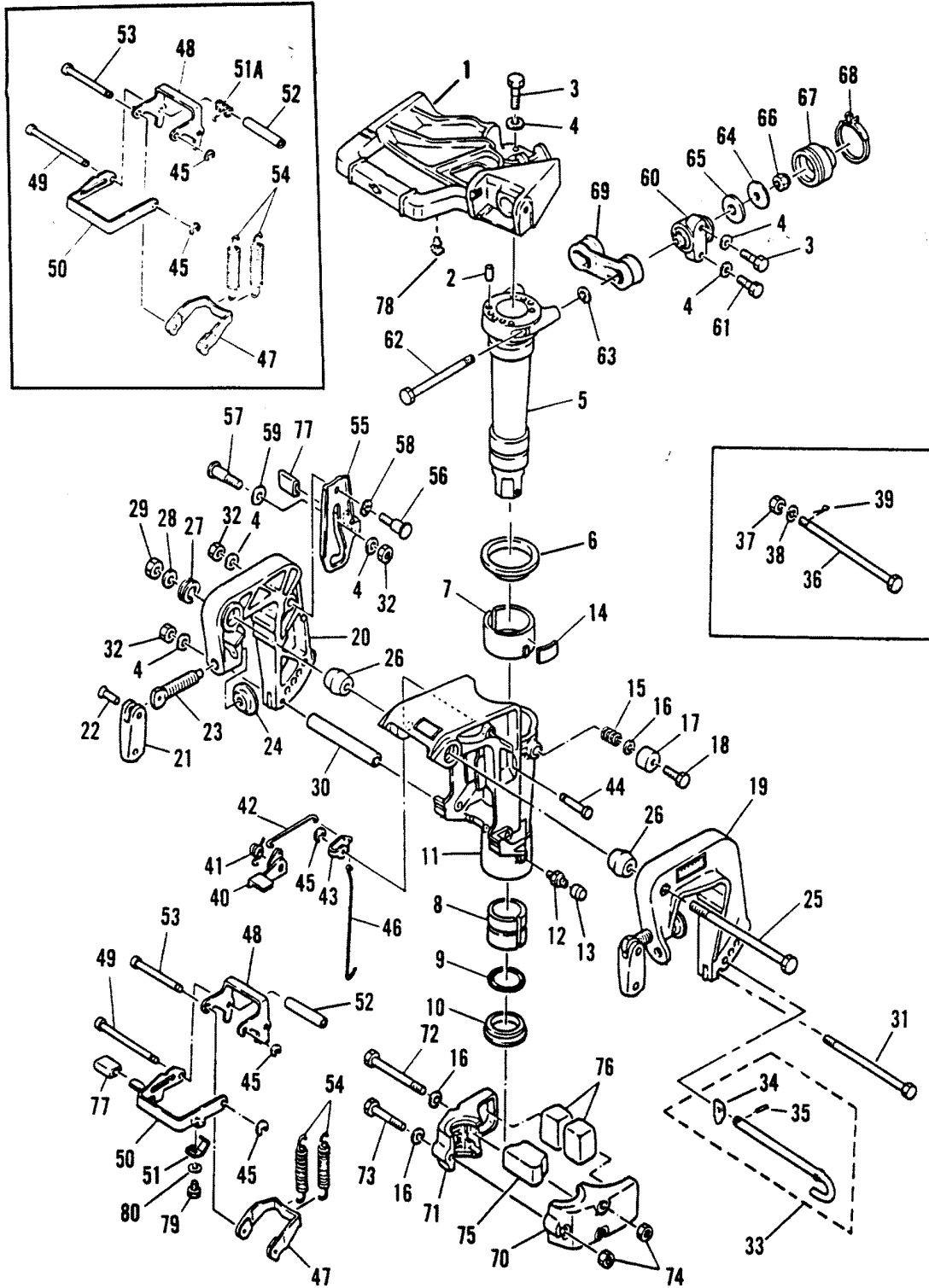
GEAR SHIFT LINKAGE



GEAR SHIFT LINKAGE

REF. NO.	PART NO.	SYM.	QTY.	DESCRIPTION
1	84005M		1	GEAR SHIFT HANDLE (MANUAL)
	84093M		1	GEAR SHIFT HANDLE (ELECTRIC)
2	23-84013M		1	BUSHING
3	84009M		1	SHIFT ROD LEVER
4	18-84301M		2	COTTER PIN
5	84302M		1	SPRING PLATE
6	84007M		1	BRACKET
7	10-84303M		1	BOLT
8	94565M		1	SHIFT ROD LEVER (SEE NOTE #2)
	84012M		1	SHIFT ROD LEVER (SEE NOTE #4)
9	96612M		1	BRACKET SEE NOTE #1
10	96613M		1	STOPPER SEE NOTE #1
10A	23-83310M		1	COLLAR SEE NOTE #1
11	10-83539M		1	BOLT SEE NOTE #1
12	96614M		1	LINK SEE NOTE #1
9	94566M		1	BRACKET SEE NOTE #2
10	83968M		1	STOPPER SEE NOTE #2
10A	23-84055M		1	COLLAR SEE NOTE #2
11	10-94544M		1	BOLT SEE NOTE #2
12	84011M		1	LINK SEE NOTE #2
13	18-82127M		1	COTTER PIN
14	12-82211M		1	WASHER
15	84015M		1	SHIFT ROD
16	11-82390M		1	NUT
17	11-81763M		1	NUT
18	17-84304M		1	CLEVIS PIN
19	12-82211M		1	WASHER
20	18-82125M		1	COTTER PIN
21	23-83310M		2	COLLAR
22	12-94524M		2	WASHER
23	96615M		1	MAGNETO CONTROL LEVER
24	16-91649M		1	STUD
25	11-82379M		1	NUT
26	10-83539M		1	BOLT
27	11-82381M		1	NUT
28	84100M		1	LINK
29	11-82379M		1	NUT
30	84101M		1	LINK

CLAMP AND SWIVEL BRACKET

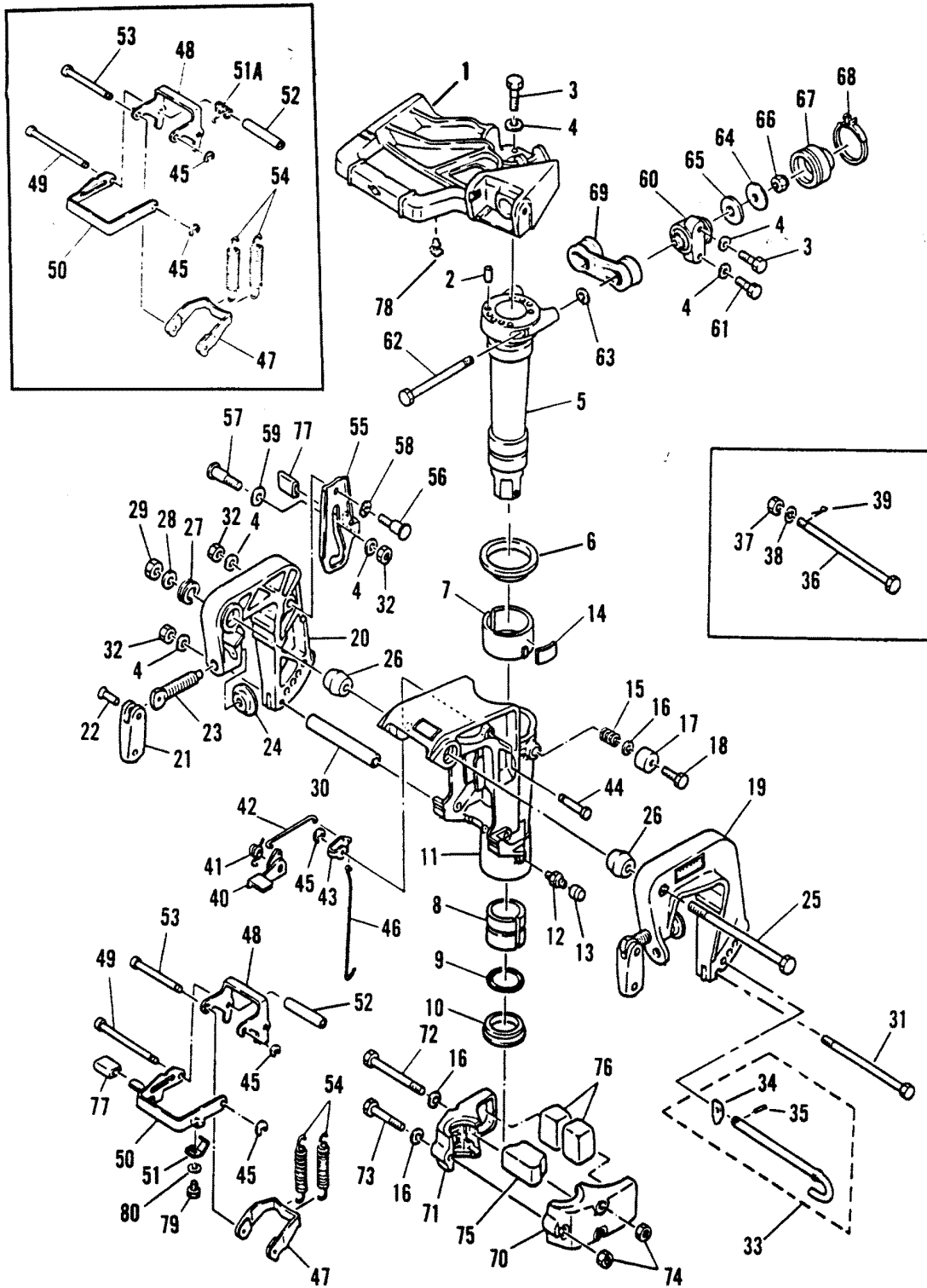


CLAMP AND SWIVEL BRACKET

REF. NO.	PART NO.	SYM.	QTY.	DESCRIPTION
1	83979M		1	STEERING BRACKET
2	17-82364M		2	DOWEL PIN
3	10-82405M		5	BOLT
4	12-82214M		10	WASHER
5	83980M		1	SHAFT
6	12-84278M		1	WASHER
7	23-83981M		1	BUSHING
8	23-84279M		1	BUSHING
9	25-84054M		1	O-RING
10	23-84280M		1	BUSHING
11	1485-811019M		1	SWIVEL BRACKET (SEE NOTE #5)
	1485-7143M		1	SWIVEL BRACKET (SEE NOTE #6)
12	22-82369M		1	GREASE FITTING
13	81439M		1	CAP
14	80633M		1	FRICITION PIECE
15	24-83488M		1	SPRING
16	12-82217M		4	WASHER
17	26-83490M		1	SEAL
18	10-43106M		1	BOLT
19	1484-7141M		1	CLAMP BRACKET (PORT)
20	1484-8026M		1	CLAMP BRACKET (STARBOARD (SEE NOTE #7)
	NLA4-		1	CLAMP BRACKET (STARBOARD) (SEE NOTE #8)
21	80048M		2	HANDLE
22	17-81888M		2	PIN
23	10-81756M		2	SCREW
24	12-80638M		2	PAD
25	10-94567M		1	BOLT
26	80230M		2	MOUNT
27	24-82101M		1	SPRING
28	12-82220M		1	WASHER
29	11-84282M		1	NUT
30	23-94568M		1	COLLAR (SEE NOTE #5)
	23-84066M		1	COLLAR (SEE NOTE #6)
31	10-84062M		1	BOLT
32	11-82390M		1	NUT
33	17-94569M		1	TILT ROD ADDSEMBLY
34	82857M		1	STOPPER
35	17-82144M		1	ROLL PIN
36	10-94570M		1	BOLT (SEE NOTE #5) SUPER ULTRA LONG
	10-84283M		1	BOLT (SEE NOTE #6) SUPER ULTRA LONG
37	11-84284M		1	NUT SUPER ULTRA LONG
38	12-82217M		1	WASHER SUPER ULTRA LONG
39	18-82128M		1	COTTER PIN SUPER ULTRA LONG

CONTINUED ON NEXT PAGE ➡

CLAMP AND SWIVEL BRACKET

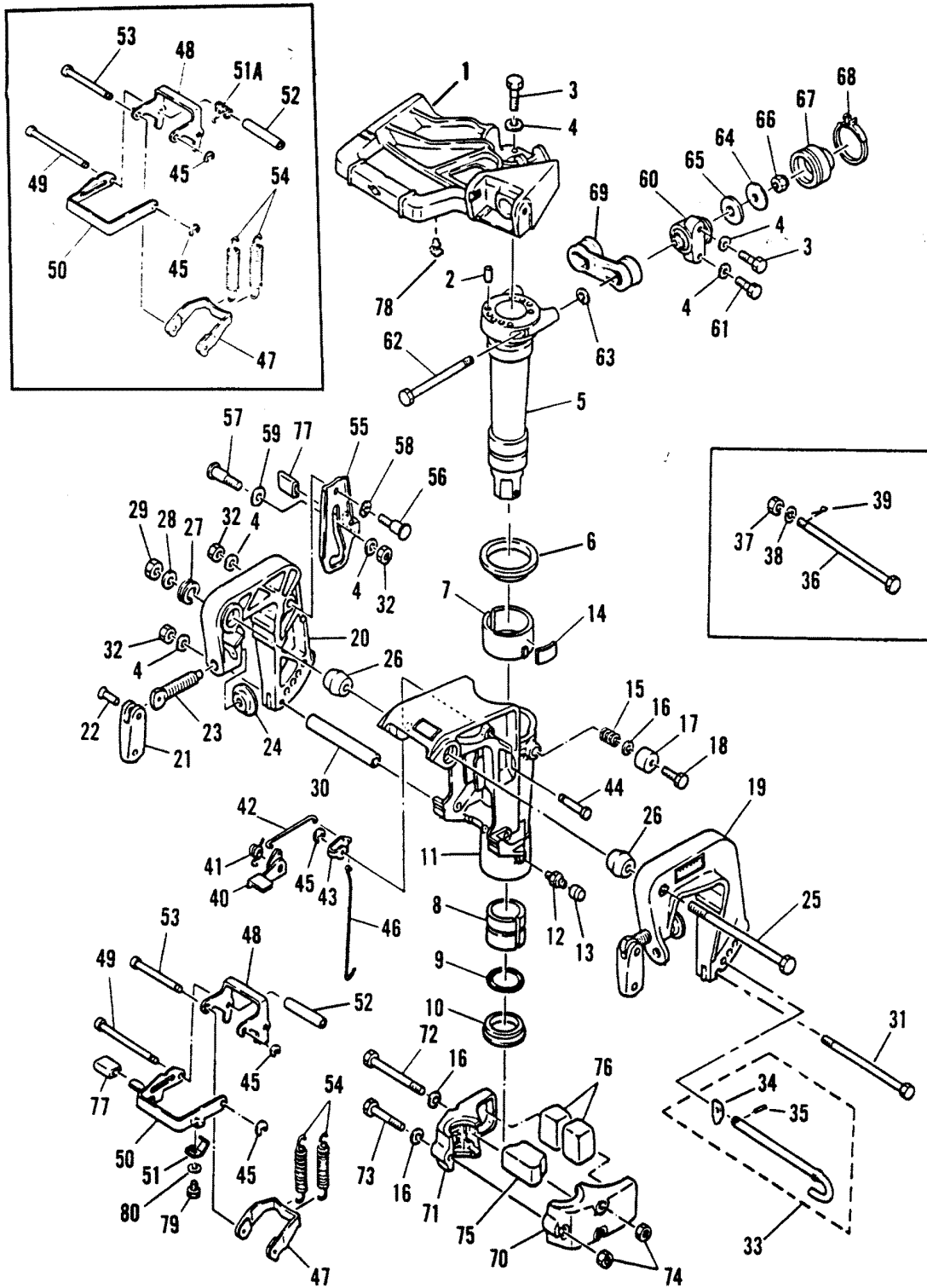


CLAMP AND SWIVEL BRACKET

REF. NO.	PART NO.	SYM.	QTY.	DESCRIPTION
40	84001M		1	TILT HANDLE
41	24-84285M		1	SPRING
42	83999M		1	TILT LOCK ROD
43	84002M		1	TILT LEVER
44	17-81894M		1	PIN
45	53-82330M		3	SNAP RING
46	84000M		1	TILT LOCK ROD
47	83997M		1	TILT LOCK
48	98994M		1	BRACKET (SEE NOTE #3)
	83998M		1	BRACKET (SEE NOTE #4)
49	17-83996M		1	SHAFT
50	98995M		1	LEVER SEE NOTE #3
51	24-98996M		1	SPRING SEE NOTE #3
50	84127M		1	LEVER SEE NOTE #4
51A	24-84286M		1	SPRING SEE NOTE #4
52	84287M		1	COLLAR
53	17-84003M		1	REVERSE LOCK SHAFT
54	24-84288M		2	SPRING
	24-11936M		2	SPRING (FOR DUAL THRUST PROP)
55	14219M		1	TILT STOP LEVER (SEE NOTE #1)
	96616M		1	TILT STOP LEVER (SEE NOTE #9)
	83995M		1	TILT STOP LEVER (SEE NOTE #10)
56	10-94572M		1	BOLT (SEE NOTE #5)
	10-94573M		1	BOLT (SEE NOTE #6)
57	10-94573M		1	BOLT
58	13-14220M		1	WAVE WASHER (SEE NOTE #1)
	13-81868M		1	WAVE WASHER (SEE NOTE #2)
59	12-98997M		1	WASHER
60	84032M		2	MOUNT
	84291M		2	MOUNT (SUL)
61	10-82405M		4	BOLT
62	10-84061M		2	BOLT
63	12-84292M		2	WASHER
64	12-84293M		2	WASHER
65	12-84294M		2	WASHER
66	11-84295M		2	NUT
67	26-84034M		2	CAP
68	54-84296M		2	CLAMP
69	26-94574M		1	SEAL SEE NOTE #11
70	94575M		1	HOUSING (PORT) SEE NOTE #11
71	94614M		1	HOUSING (STARBOARD) SEE NOTE #11
72	10-94615M		2	BOLT SEE NOTE #11
69	26-84033M		1	SEAL SEE NOTE #12

CONTINUED ON NEXT PAGE ➡

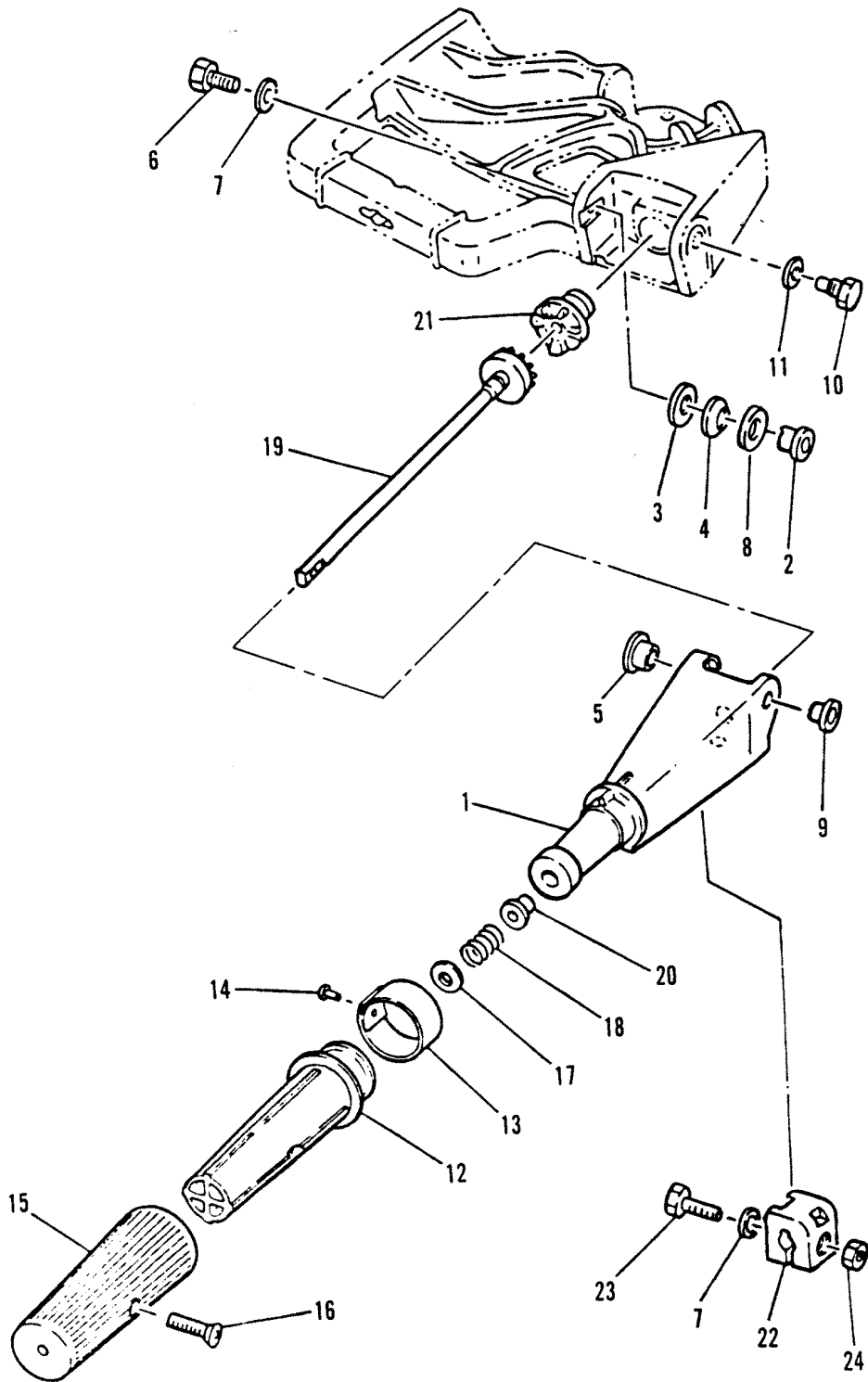
CLAMP AND SWIVEL BRACKET



CLAMP AND SWIVEL BRACKET

REF. NO.	PART NO.	SYM.	QTY.	DESCRIPTION
70	NLA		1	HOUSING (PORT) SEE NOTE #12
71	NLA		1	HOUSING (STARBOARD) SEE NOTE #12
72	10-82472M		2	BOLT SEE NOTE #12
73	10-84057M		1	BOLT
74	11-82393M		3	NUT
75	84038M		1	RUBBER MOUNT (LOWER FRONT)
76	84037M		2	RUBBER MOUNT (LOWER SIDE)
	84297M		2	RUBBER MOUNT (LOWER SIDE - SUL)
77	11932M		2	COVER
78	80033M		1	HOLDER (OLD DESIGN)
79	10-98998M		1	BOLT
80	12-82214M		1	WASHER

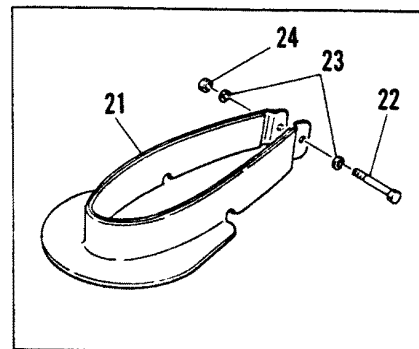
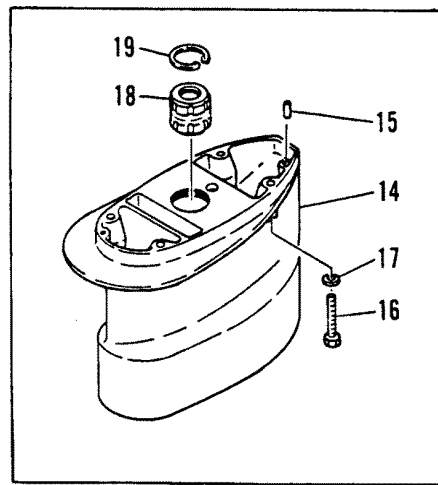
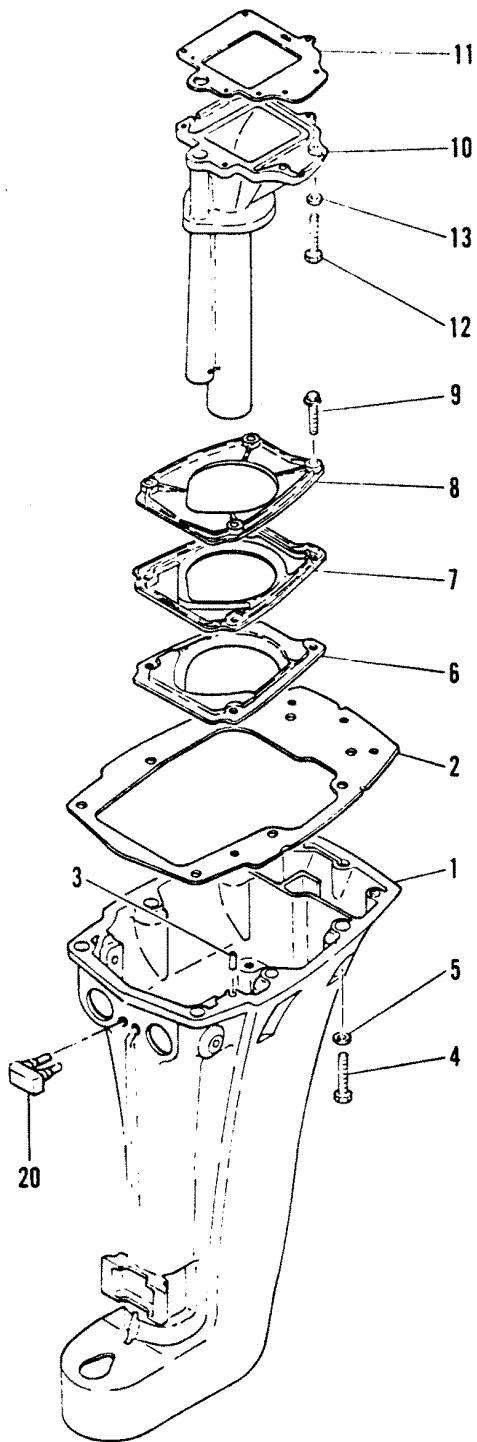
STEERING HANDLE



STEERING HANDLE

REF. NO.	PART NO.	SYM.	QTY.	DESCRIPTION
1	83969M		1	STEERING HANDLE
2	10-94616M		1	BOLT
3	12-81851M		1	WASHER
4	13-84299M		1	WAVE WASHER
5	23-84059M		1	BUSHING
6	10-82405M		1	BOLT
7	12-82214M		2	WASHER
8	12-81810M		1	WASHER
9	23-84060M		1	BUSHING
10	10-84067M		1	BOLT
11	12-82217M		1	WASHER
12	81585M		1	GRIP (SEE NOTE #3)
	94617M		1	GRIP (SEE NOTE #4)
13	815121M		1	THROTTLE INDICATOR (SEE NOTE #1)
	81586M		1	THROTTLE INDICATOR (SEE NOTE #2)
14	17-81907M		1	RIVET
15	95497M		1	RUBBER HANDLE (SEE NOTE #3)
	94618M		1	RUBBER HANDLE (SEE NOTE #4)
16	10-84300M		1	SCREW
17	12-82220M		1	WASHER
18	24-82095M		1	SPRING
19	43-94620M		1	GEAR
20	23-81945M		1	BUSHING
21	43-94619M		1	GEAR
22	82895M		1	FRICITION PIECE
23	10-84058M		1	BOLT
24	11-83056M		1	NUT

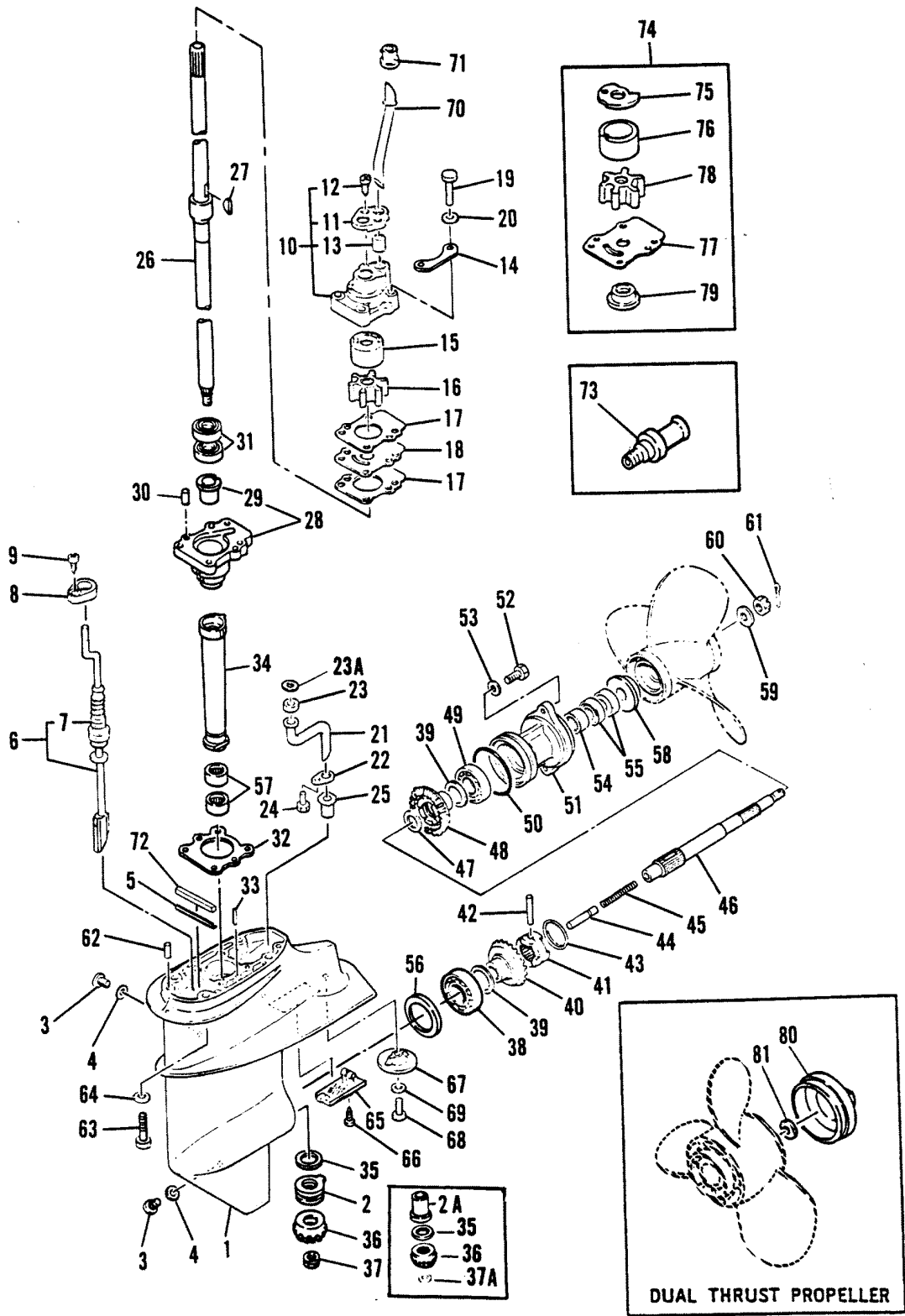
DRIVESHAFT HOUSING



DRIVESHAFT HOUSING

REF. NO.	PART NO.	SYM.	QTY.	DESCRIPTION
1	1587-9512M		1	DRIVE SHAFT HOUSING (SHORT) SEE NOTE #3
	1587-811277M		1	DRIVE SHAFT HOUSING (LONG) SEE NOTE #3
	1587-8027M		1	DRIVE SHAFT HOUSING (SHORT) (SEE NOTE #5)
	1587-7144M		1	DRIVE SHAFT HOUSING (SHORT) (SEE NOTE #6)
	1587-8028M		1	DRIVE SHAFT HOUSING (LONG) (SEE NOTE #4)
2	27-96618M		1	GASKET
3	17-82364M		2	DOWEL PIN
4	10-97749M		6	BOLT
5	12-82217M		6	WASHER
6	84040M		1	PLATE
7	84041M		1	SEAL
8	83953M		1	SEAL PROTECTOR
9	10-82476M		4	BOLT
10	810454M		1	EXHAUST MANIFOLD (SEE NOTE #1)
	83954M		1	EXHAUST MANIFOLD (SEE NOTE #2)
11	27-83955M		1	GASKET
12	10-84058M		6	BOLT
13	12-82214M		6	WASHER
14	84042M		1	EXTENSION SUPER LONG SHAFT
15	17-82364M		2	DOWEL PIN SUPER LONG SHAFT
16	10-82466M		4	BOLT SUPER LONG SHAFT
17	12-82217M		4	WASHER SUPER LONG SHAFT
18	23-84268M		1	BUSHING SUPER LONG SHAFT
19	53-83758M		1	SNAP RING SUPER LONG SHAFT
20	94621M		1	STOPPER
21	84269M		1	SPLASH PLATE LONG SHAFT
22	10-82457M		1	BOLT LONG SHAFT
23	12-82214M		2	WASHER LONG SHAFT
24	11-82390M		1	NUT LONG SHAFT

GEAR HOUSING ASSEMBLY

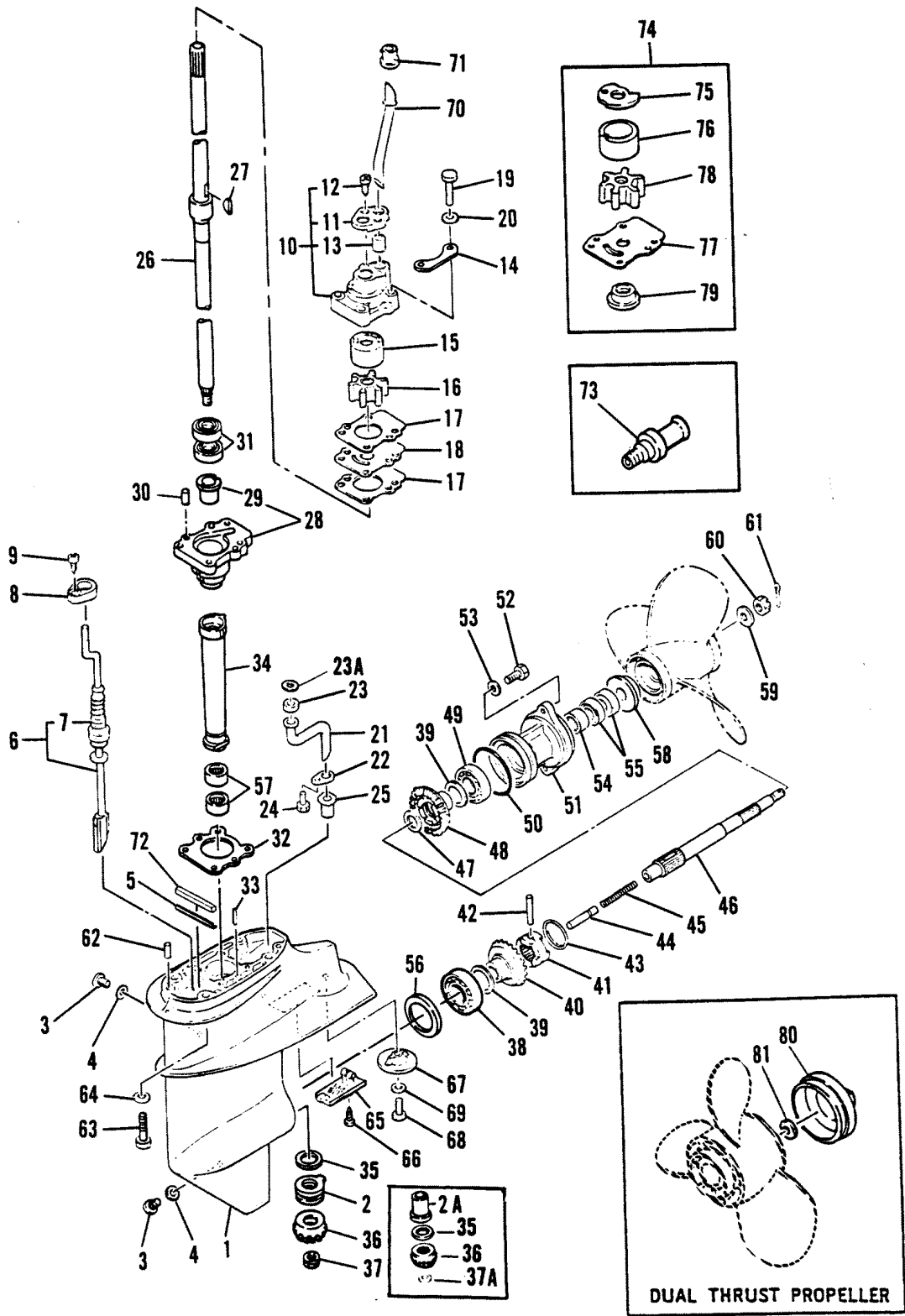


GEAR HOUSING ASSEMBLY

REF. NO.	PART NO.	SYM.	QTY.	DESCRIPTION
0-1	1651-811993M		1	GEAR HOUSING (SHORT) SEE NOTE #3
	1651-811992M		1	GEAR HOUSING (LONG) SEE NOTE #3
1	1651-8625M		1	GEAR HOUSING SEE NOTE #3
2	31-99030M		1	BEARING SEE NOTE #3
0-1	NLA		1	GEAR HOUSING (SHORT) SEE NOTE #4
	NLA		1	GEAR HOUSING (LONG) SEE NOTE #4
1	1651-7146M		1	GEAR HOUSING SEE NOTE #4
2A	23-810455M		1	BUSHING SEE NOTE #4
3	22-81924M		3	SCREW
4	27-81987M		3	GASKET
5	94622M		1	GUIDE
6	84016M		1	SHIFT CAM (SHORT)
	84017M		1	SHIFT CAM (LONG)
	84018M		1	SHIFT CAM (SUPER LONG)
7	84019M		1	BOOT
8	84020M		1	BRACKET
9	10-84271M		1	SCREW
10	46-94623M		1	WATER PUMP HOUSING
11	84023M		1	COVER
12	10-84272M		2	SCREW
13	26-84022M		1	SEAL
14	94624M		2	PLATE
15	84025M		1	INSERT
16	47-84027M		1	IMPELLER
17	27-84024M		2	GASKET
18	84026M		1	OUTER PLATE
19	10-82457M		4	BOLT
20	12-82214M		4	WASHER
21	32-94625M		1	WATER PICK-UP TUBE
22	84072M		1	PLATE
23	26-94626M		1	SEAL (SEE NOTE #5)
	26-84071M		1	SEAL SEE NOTE #6
23A	12-84273M		1	WASHER SEE NOTE #6
24	10-84088M		1	BOLT
25	26-99031M		1	SEAL SEE NOTE #3
26	45-99032M		1	DRIVESHAFT (SHORT) SEE NOTE #3
	45-99033M		1	DRIVESHAFT (LONG) SEE NOTE #3
	45-99034M		1	DRIVESHAFT (SUPER LONG) SEE NOTE #3
25	26-81607M		1	SEAL SEE NOTE #4
26	45-84048M		1	DRIVESHAFT (SHORT) SEE NOTE #4
	45-84049M		1	DRIVESHAFT (LONG) SEE NOTE #4
	45-84050M		1	DRIVESHAFT (SUPER LONG) SEE NOTE #4
27	28-81912M		1	KEY

CONTINUED ON NEXT PAGE ➡

GEAR HOUSING ASSEMBLY

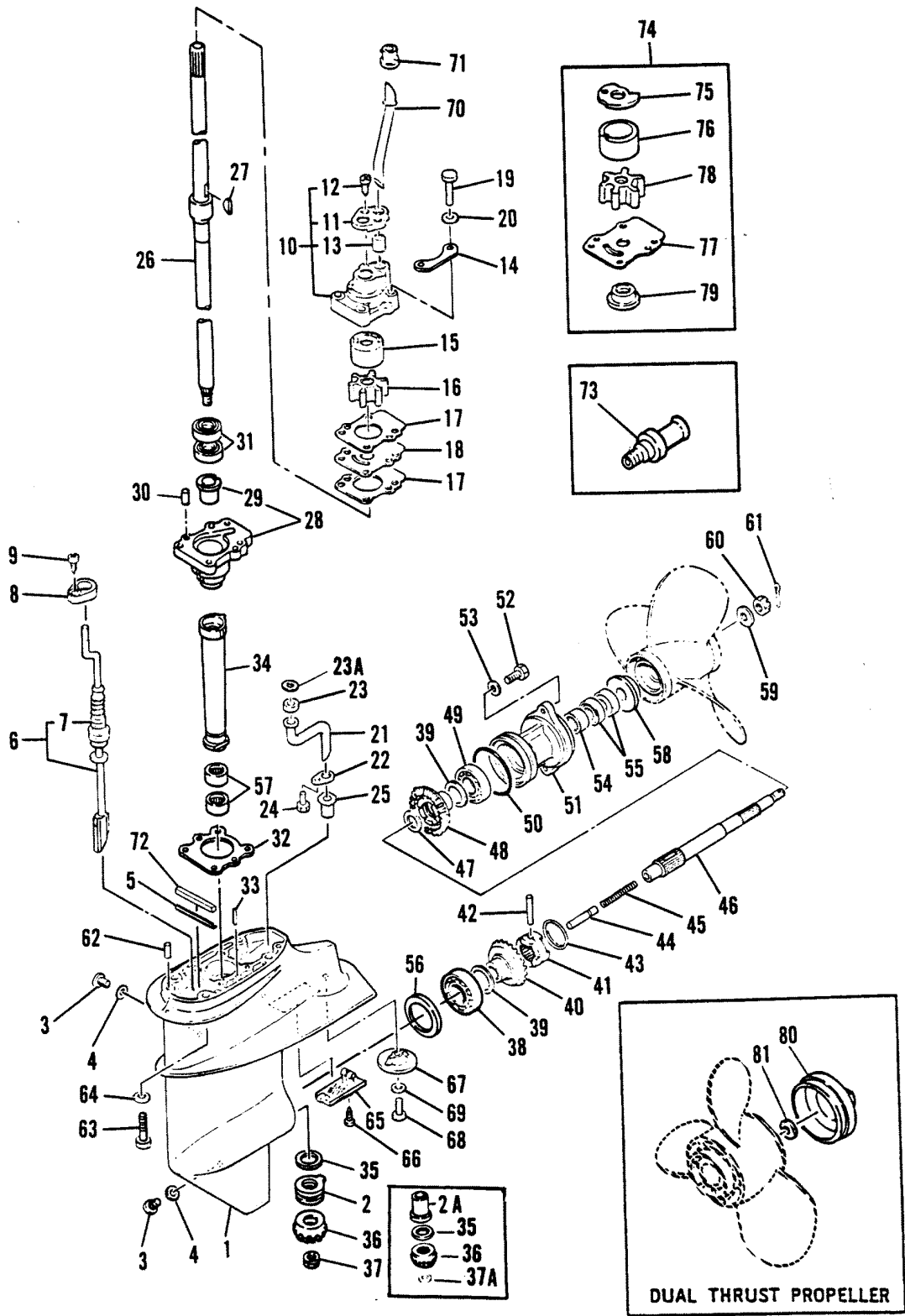


GEAR HOUSING ASSEMBLY

REF. NO.	PART NO.	SYM.	QTY.	DESCRIPTION
28	99054M		1	BEARING HOUSING (SEE NOTE #3)
	84043M		1	BEARING HOUSING (SEE NOTE #4)
29	23-82590M		1	BUSHING
30	17-82364M		2	DOWEL PIN
31	26-82229M		2	OIL SEAL
32	27-84075M		1	GASKET
33	17-82354M		1	DOWEL PIN
34	23-99035M		1	SLEEVE (SEE NOTE #3)
	23-84063M		1	SLEEVE (SEE NOTE #4)
0-1	1651-811993M		1	GEAR HOUSING (SHORT) SEE NOTE #3
	1651-811992M		1	GEAR HOUSING (LONG) SEE NOTE #3
	NLA1-		1	GEAR HOUSING (SHORT) SEE NOTE #4
	NLA1-		1	GEAR HOUSING (LONG) SEE NOTE #4
35	12-99036M		AR	THRUST WASHER (0.05MM) SEE NOTE #3
	12-99037M		AR	THRUST WASHER (0.08MM) SEE NOTE #3
	12-18948M		AR	THRUST WASHER (0.12 MM) SEE NOTE #3
	12-18951M		AR	THRUST WASHER (0.30 MM) SEE NOTE #3
	12-18953M		AR	THRUST WASHER (0.50 MM) SEE NOTE #3
36	43-99041M		1	PINON GEAR SEE NOTE #3
37	11-99042M		1	NUT SEE NOTE #3
38	30-82321M		1	ROLLER BEARING SEE NOTE #3
35	12-80251M		AR	THRUST WASHER (1.1MM) SEE NOTE #4
	12-80252M		AR	THRUST WASHER (1.2MM) SEE NOTE #4
	12-80253M		AR	THRUST WASHER (1.3MM) SEE NOTE #4
	12-80254M		AR	THRUST WASHER (1.4MM) SEE NOTE #4
36	43-80256M		1	PINION GEAR SEE NOTE #4
37A	53-82332M		1	SNAP RING SEE NOTE #4
38	31-14273M		1	ROLLER BEARING SEE NOTE #4
39	15-80258M		AR	SHIM (0.1MM)
	15-80259M		AR	SHIM (0.3MM)
	15-80260M		AR	SHIM (0.5MM)
40	43-99043M		1	FORWARD GEAR (SEE NOTE #3)
	43-80257M		1	FORWARD GEAR (SEE NOTE #4)
41	52-84274M		1	CLUTCH
42	17-81899M		1	PIN
43	53-80678M		1	RING
44	80923M		1	PLUNGER
45	24-84064M		1	SPRING
46	44-84078M		1	PROPELLER SHAFT
47	12-94627M		1	WASHER
48	43-99044M		1	REVERSE GEAR (SEE NOTE #3)
	43-84077M		1	REVERSE GEAR (SEE NOTE #4)
49	30-82294M		1	ROLLER BEARING

CONTINUED ON NEXT PAGE ➡

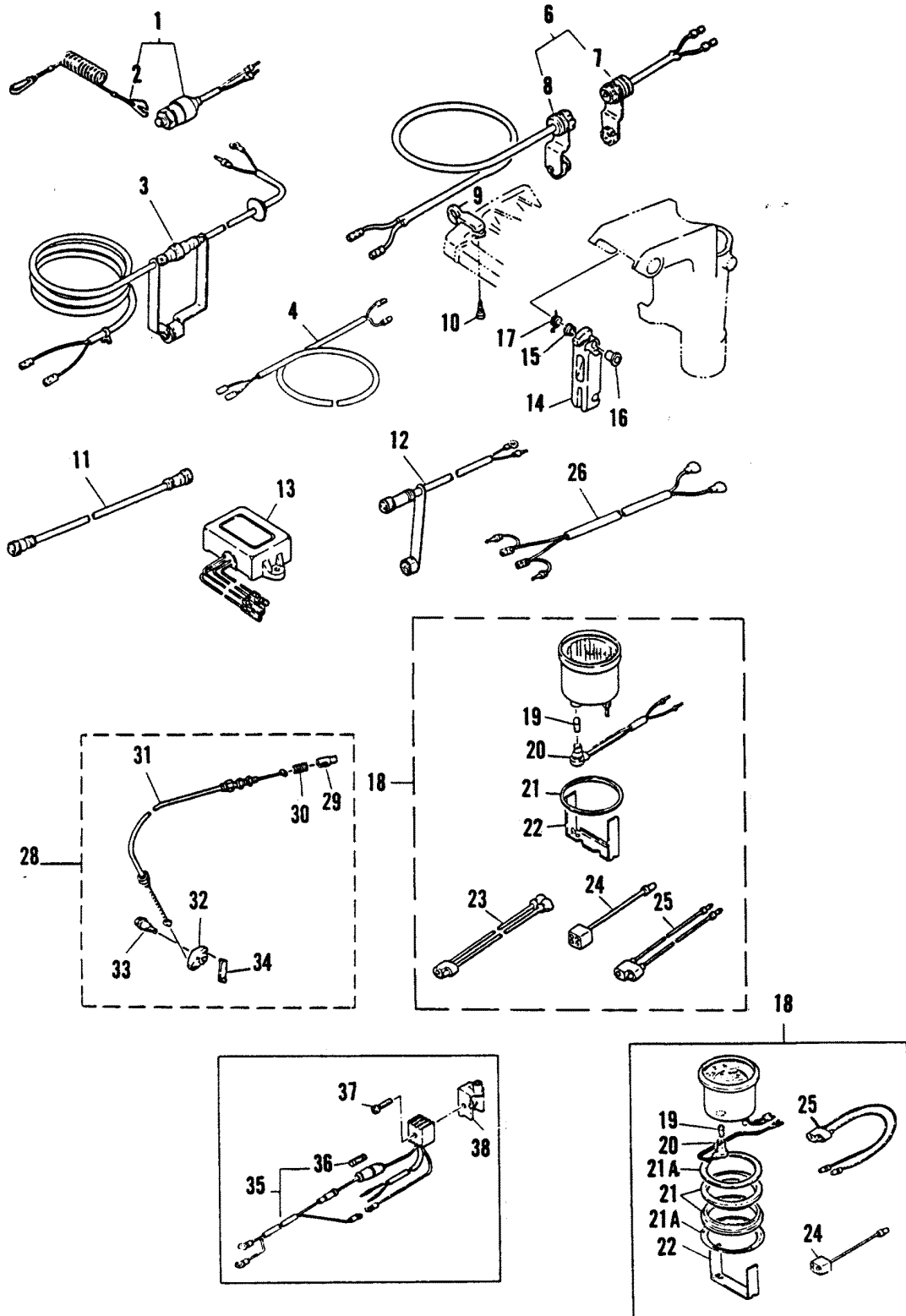
GEAR HOUSING ASSEMBLY



GEAR HOUSING ASSEMBLY

REF. NO.	PART NO.	SYM.	QTY.	DESCRIPTION
50	25-84089M		1	O-RING
51	84076M		1	CAP
52	10-84058M		2	BOLT
53	12-82214M		2	WASHER
54	30-84086M		1	NEEDLE BEARING
55	26-82227M		2	OIL SEAL
56	15-81626M		AR	SHIM (0.05MM) SEE NOTE #3
	15-81627M		AR	SHIM (0.08MM) SEE NOTE #3
	15-18955M		AR	SHIM (0.12MM) SEE NOTE #3
	15-18958M		AR	SHIM (0.30MM) SEE NOTE #3
	15-18960M		AR	SHIM (0.50MM) SEE NOTE #3
57	31-99045M		2	NEEDLE BEARING SEE NOTE #3
58	12-84084M		1	THRUST HUB
59	12-84275M		1	WASHER
60	11-84087M		1	PROPELLER NUT
61	18-99046M		1	COTTER PIN (SEE NOTE #3)
	18-82132M		1	COTTER PIN (SEE NOTE #4)
62	17-82364M		2	DOWEL PIN
63	10-82466M		4	BOLT
64	12-82217M		4	WASHER
65	99047M		1	COVER SEE NOTE #3
66	10-99048M		1	SCREW SEE NOTE #3
65	84073M		1	COVER SEE NOTE #4
66	10-84276M		1	SCREW SEE NOTE #4
67	811990M		1	ANODE
68	10-91725M		1	BOLT
69	12-82214M		1	WASHER
70	32-84028M		1	WATER TUBE (SHORT)
	32-84029M		1	WATER TUBE (LONG)
	32-84030M		1	WATER TUBE (SUPER LONG)
71	26-80239M		1	SEAL
72	26-94628M		1	RUBBER SEAL
73	22-95633M		1	FLUSH PLUG (SEE NOTE #1)
	22-80218M		1	FLUSH PLUG (SEE NOTE #2)
74	46-84118M		1	CHROME WATER PUMP KIT
75	84119M		1	INNER PLATE
76	84120M		1	INSERT
77	84121M		1	OUTER PLATE
78	47-84027M		1	IMPELLER
79	96620M		1	COVER
80	11933M		1	PROPELLER RING DUAL THRUST PROP
81	12-84974M		1	WASHER DUAL THRUST PROP

OPTIONAL PARTS

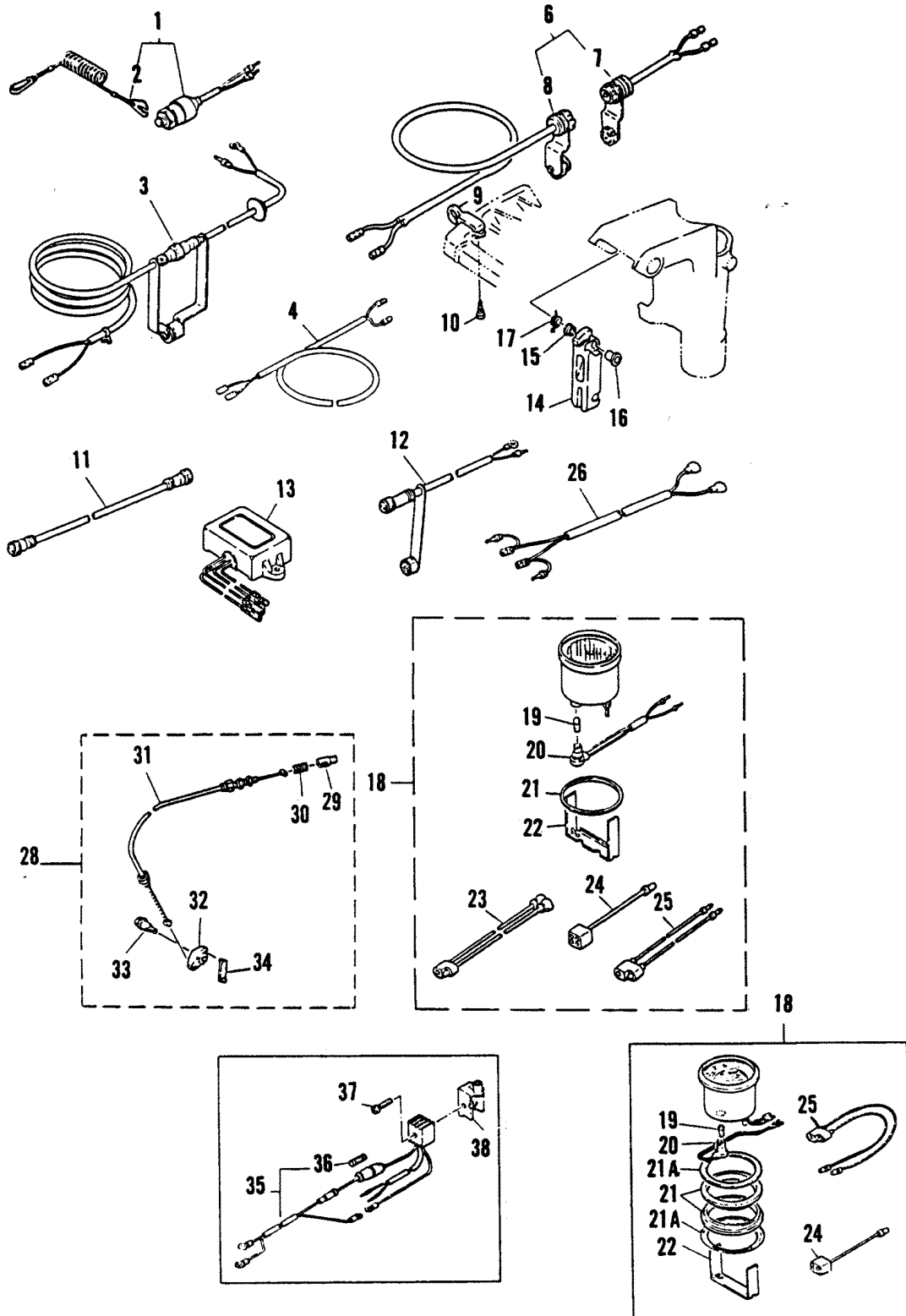


OPTIONAL PARTS

REF. NO.	PART NO.	SYM.	QTY.	DESCRIPTION
1	87-97755M		1	KILL SWITCH (LEAD WIRES ARE 2-3/4"-2 MALE TERMINALS)
	87-97757M		1	KILL SWITCH (1 RING/1 MALE TERMINAL - 24")
	87-97777M		1	KILL SWITCH (LEAD WIRE ARE 3" - 2 MALE TERMINALS)
	87-97776M		1	KILL SWITCH (LEAD WIRES ARE 19" - 2 MALE TERMINALS)
	87-97765M		1	KILL SWITCH (LEAD WIRES ARE 24" - 2 MALE TERMINALS)
2	97756M		1	STOPPER
3	84964M		1	EXTENSION
4	92613M		1	EXTENSION
6	84-84124M		1	CONNECTOR ASSEMBLY
7	84-99051M		1	CONNECTOR
8	84-99052M		1	CONNECTOR
9	84327M		1	HOLDER
10	10-84328M		1	SCREW
11	84959M		1	EXTENSION
12	99053M		1	EXTENSION
13	84125M		1	VOLTAGE REGUALTOR
14	94632M		1	CARRYING HANDLE
15	23-84355M		1	BUSHING
16	23-81947M		1	BUSHING
17	24-84356M		1	SPRING
18	79-43984A1		1	TACHOMETER KIT DESIGN II
19	88-99055M		1	BULB DESIGN II
20	99056M		1	SOCKET DESIGN II
21	99057M		1	DAMPER DESIGN II
22	99058M		1	PLATE DESIGN II
23	84-99059M		1	WIRE DESIGN II
24	84-84353M		2	CONNECTOR DESIGN II
25	84-84352M		1	EXTENSION DESIGN II
26	84-99060M		1	EXTENSION DESIGN II
18	79-84311M		1	TACHOMETER KIT DESIGN I
19	80007M		1	BULB DESIGN I
20	84348M		1	SOCKET DESIGN I
21	84349M		2	DAMPER DESIGN I
21A	12-84350M		2	WASHER DESIGN I
22	84351M		1	PLATE DESIGN I
24	84-84353M		2	CONNECTOR DESIGN I
25	84-84352M		1	EXTENSION DESIGN I
26	84-99060M		1	EXTENSION DESIGN I
28	NLA		1	SAFETY STARTER KIT
29	81106M		1	PLUNGER
30	24-82079M		1	SPRING
31	84117M		1	LOCKOUT WIRE
32	84115M		1	ARM

CONTINUED ON NEXT PAGE ➡

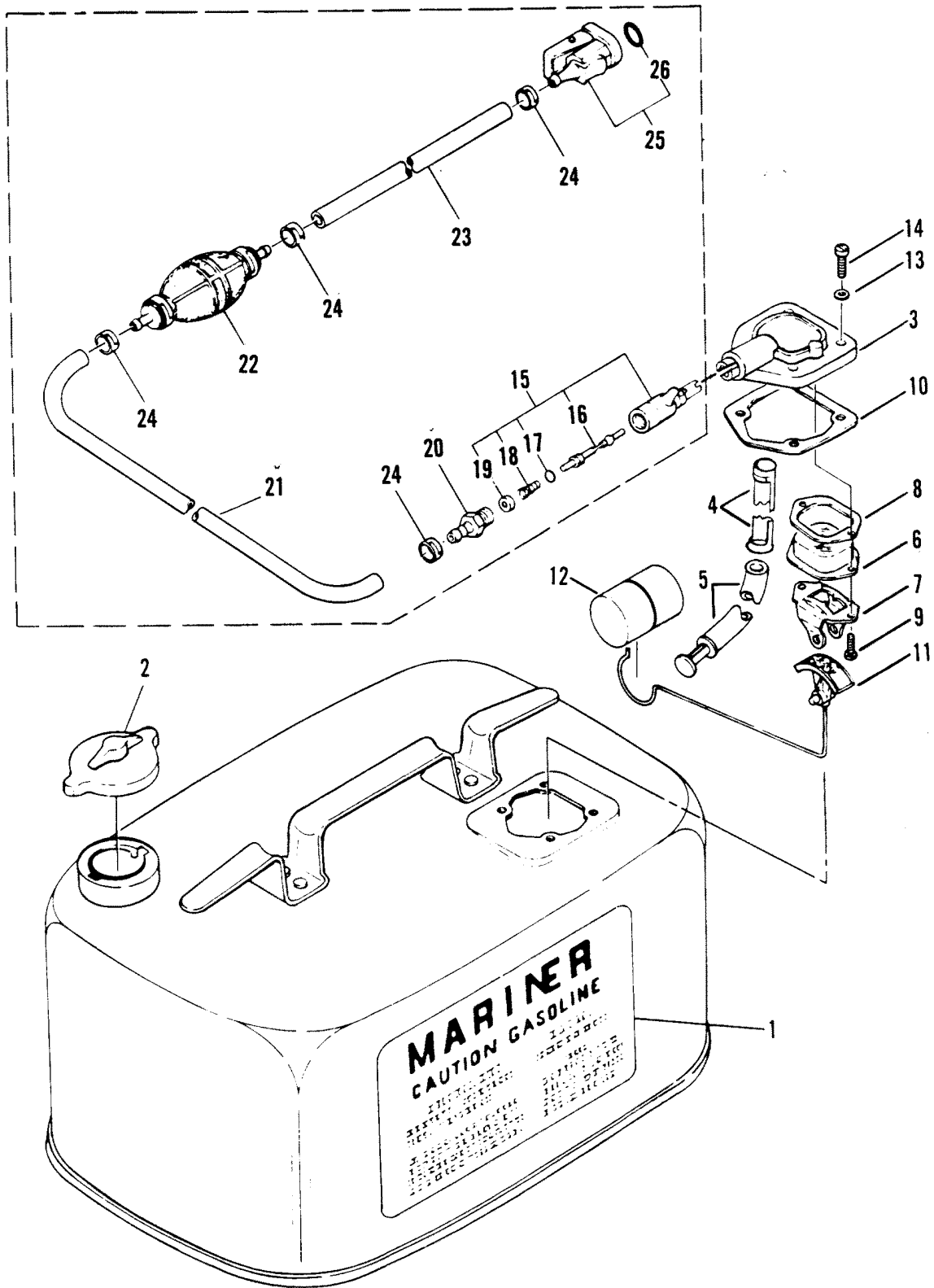
OPTIONAL PARTS



OPTIONAL PARTS

REF. NO.	PART NO.	SYM.	QTY.	DESCRIPTION
33	10-94544M		1	BOLT
34	84116M		1	LINK
35	84329M		1	RECTIFIER
36	88-81522M		1	FUSE
37	10-82521M		1	SCREW
38	84091M		1	BRACKET

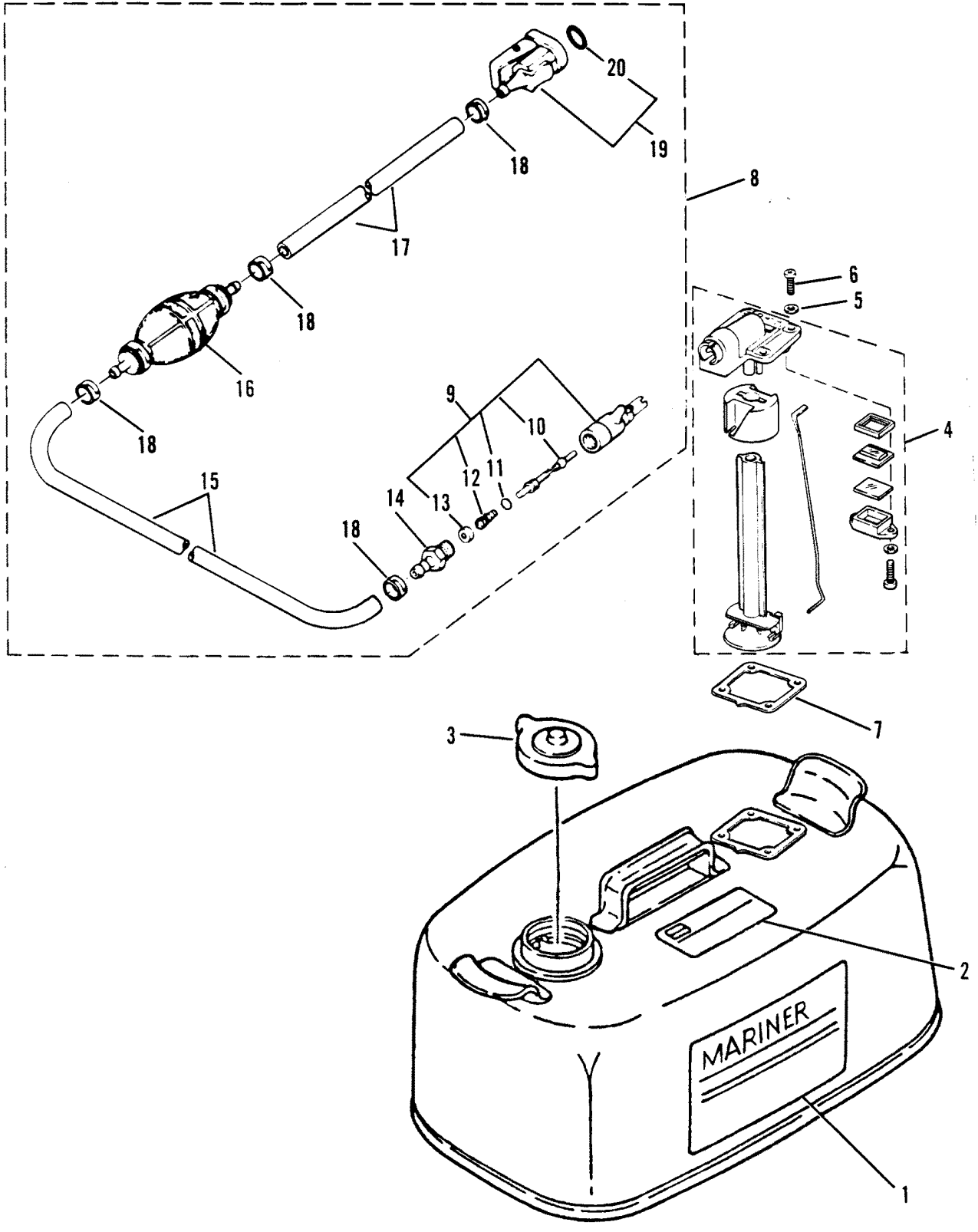
FUEL TANK AND FUEL LINE ASSEMBLY



FUEL TANK AND FUEL LINE ASSEMBLY

REF. NO.	PART NO.	SYM.	QTY.	DESCRIPTION
1	37-82984M		2	DECAL, SIDE
2	36-18962M		1	FUEL TANK CAP
3	83618M		1	FUEL METER ASSEMBLY
4	54-83764M		1	CLAMP
5	32-94727M		1	HOSE
6	NLA		1	LENS (SERVICE BULLETIN 84-1)
7	80268M		1	BRACKET
8	27-17540M		1	GASKET
9	10-83523M		2	SCREW
10	27-81320M		1	GASKET
11	81318M		1	INDICATOR
12	81319M		1	FLOAT
13	12-80271M		4	WASHER
14	10-82496M		4	SCREW
-	32-17146A8		1	FUEL LINE ASSY. (5/16" - 8MM - I.D. HOSE)
15	30185A3		1	BAYONET BODY ASSEMBLY
16	30187		1	STEM
17	25-20415		1	O-RING
18	24-30189		1	SPRING
19	30188		1	CAP WASHER
20	22-89771--1		1	FITTING (5/16" - 8MM - I.D. HOSE)
	22-63187		1	FITTING (1/4" - 6MM - I.D. HOSE)
21	32-16571M		1	HOSE (5/16" - 8MM - I.D. HOSE)
	32-94727M		1	HOSE (1/4" - 6MM - I.D. HOSE)
22	17149M		1	PRIMER BULB (5/16" - 8MM - I.D. HOSE)
	16572M		1	PRIMER BULB (1/4" - 6MM - I.D. HOSE)
23	32-16571M		1	HOSE (5/16" - 8MM - I.D. HOSE)
	32-94727M		1	HOSE (1/4" - 6MM - I.D. HOSE)
24	54-16574M		4	CLAMP (5/16" - 8MM - I.D. HOSE)
	54-80752M		4	CLAMP (1/4" - 6MM - I.D. HOSE)
25	22-13563A3		1	FUEL CONNECTOR (5/16" - 8MM - I.D. HOSE)
	22-14213M		1	FUEL CONNECTOR (1/4" - 6MM - I.D. HOSE)
26	25-82789M		1	O-RING (1/4" - 6MM - I.D. HOSE)

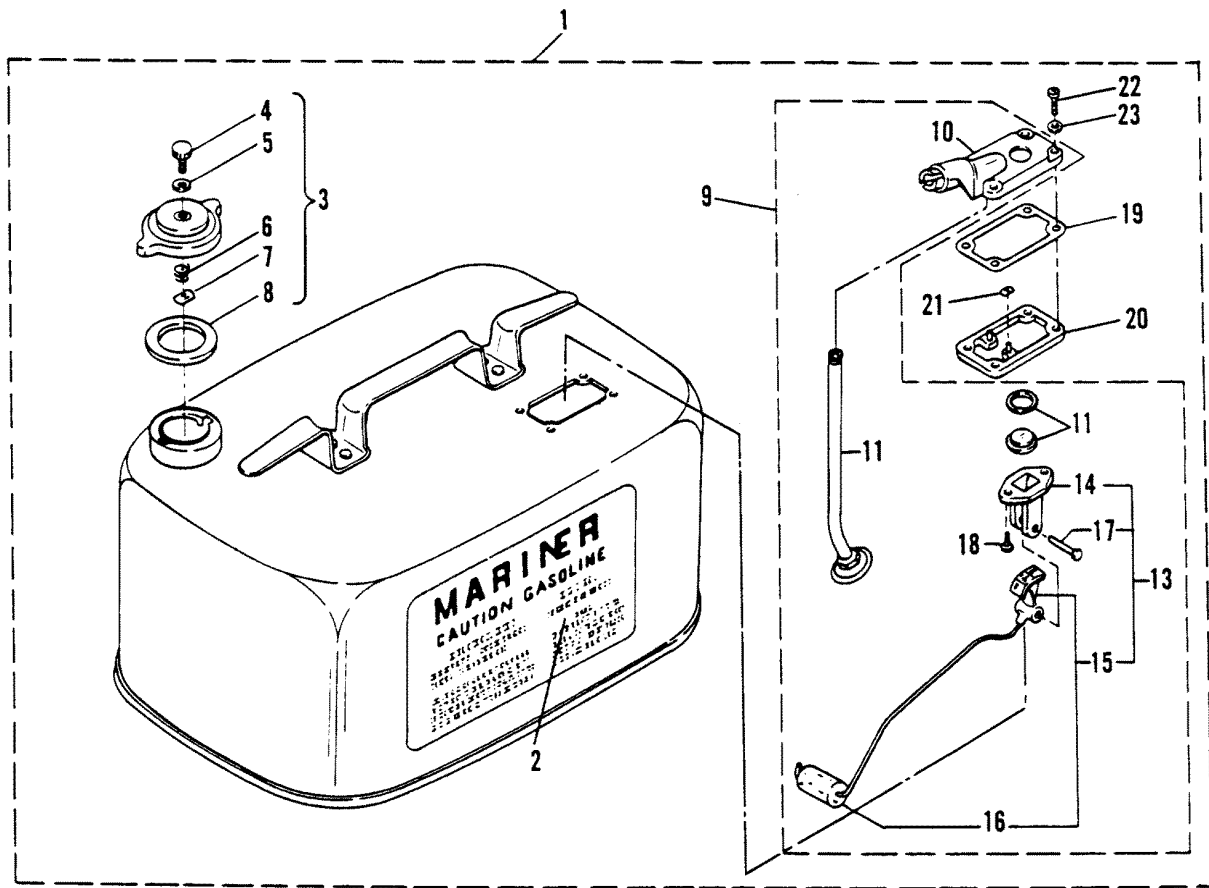
FUEL TANK AND FUEL LINE ASSEMBLY (ORIGINAL EQUIPMENT) 24 L.



FUEL TANK AND FUEL LINE ASSEMBLY (ORIGINAL EQUIPMENT) 24 L.

REF. NO.	PART NO.	SYM.	QTY.	DESCRIPTION
1	37-14617M		1	DECAL, SIDE (ENGLISH)
	37-95504M		1	DECAL, SIDE (FRENCH)
2	37-95489M		1	DECAL, TOP (ENGLISH)
	NLA		1	DECAL, TOP (FRENCH)
3	36-18962M		1	FUEL TANK CAP
4	95499M		1	FUEL METER ASSEMBLY
5	12-95501M		4	SEAL
6	10-95502M		4	SCREW
7	27-95500M		1	GASKET
8	32-17146A8		1	FUEL LINE ASSY. (5/16" - 8MM - I.D. HOSE)
9	30185A3		1	BAYONET BODY ASSEMBLY
10	30187		1	STEM
11	25-20415		1	O-RING
12	24-30189		1	SPRING
13	30188		1	CAP WASHER
14	22-89771--1		1	FITTING (5/15" - 8MM - I.D. HOSE)
	22-63187		1	FITTING (1/4" - 6MM - I.D. HOSE)
15	32-16571M		1	HOSE (5/16" - 8MM - I.D. HOSE)
	32-94727M		1	HOSE (1/4" - 6MM - I.D. HOSE)
16	17149M		1	PRIMER BULB (5/16" - 8MM - I.D. HOSE)
	16572M		1	PRIMER BULB (1/4" - 6MM - I.D. HOSE)
17	32-16571M		1	HOSE (5/16" - 8MM - I.D. HOSE)
	32-94727M		1	HOSE (1/4" - 6MM - I.D. HOSE)
18	54-16574M		4	CLAMP (5/16" - 8MM - I.D. HOSE)
	54-80752M		4	CLAMP (1/4" - 6MM - I.D. HOSE)
19	22-13563A3		1	FUEL CONNECTOR (5/16" - 8MM - I.D. HOSE)
	22-14213M		1	FUEL CONNECTOR (1/4" - 6MM - I.D. HOSE)
20	25-82789M		1	O-RING (1/4" - 6MM - I.D. HOSE)

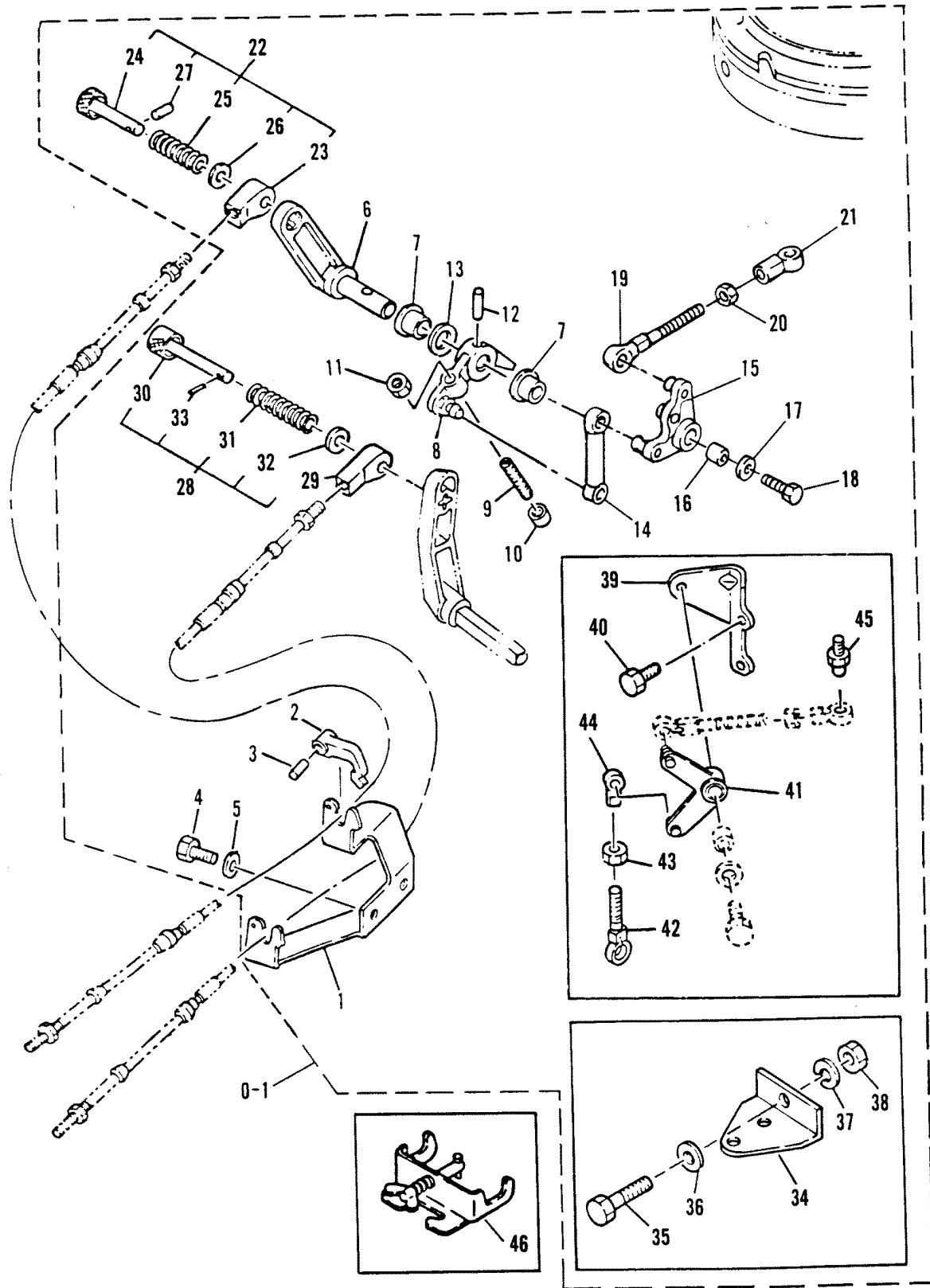
FUEL TANK (NOT ORIGINAL EQUIPMENT TANK - SEE NOTE) (6 GALLON)



FUEL TANK (NOT ORIGINAL EQUIPMENT TANK - SEE NOTE) (6 GALLON)

REF. NO.	PART NO.	SYM.	QTY.	DESCRIPTION
1	1225-1529A26		1	FUEL TANK ASSY., COMPLETE (6 GALLON)
2	37-13921		1	DECAL
3	36-18962M		1	FILLER CAP ASSEMBLY
4	10-25575		1	SCREW
5	12-49221--1		1	WASHER
6	24-22227		1	SPRING
7	11-28587		1	SPEED NUT
8	27-41065		1	GASKET
9	64841A1		1	COVER ASSEMBLY, COMPLETE
10	17792A1		1	COVER ASSEMBLY
11	32-75239		1	TUBE
12	98542A1		1	LENS ASSEMBLY
13	28897A2		1	FUEL GAUGE ASSEMBLY, COMPLETE
14	20430		1	RETAINER
15	28897A1		1	INDICATOR & FLOAT ASSEMBLY
16	99274		1	FLOAT
17	17-20426		1	RIVET
18	10-62568		2	SCREW
19	27-28862		1	GASKET
20	28860		1	FRAME (FUEL TANK COVER)
21	11-28903		2	FASTENER
22	10-20411		4	SCREW
23	12-29070		4	WASHER

REMOTE CONTROL ATTACHMENT KIT

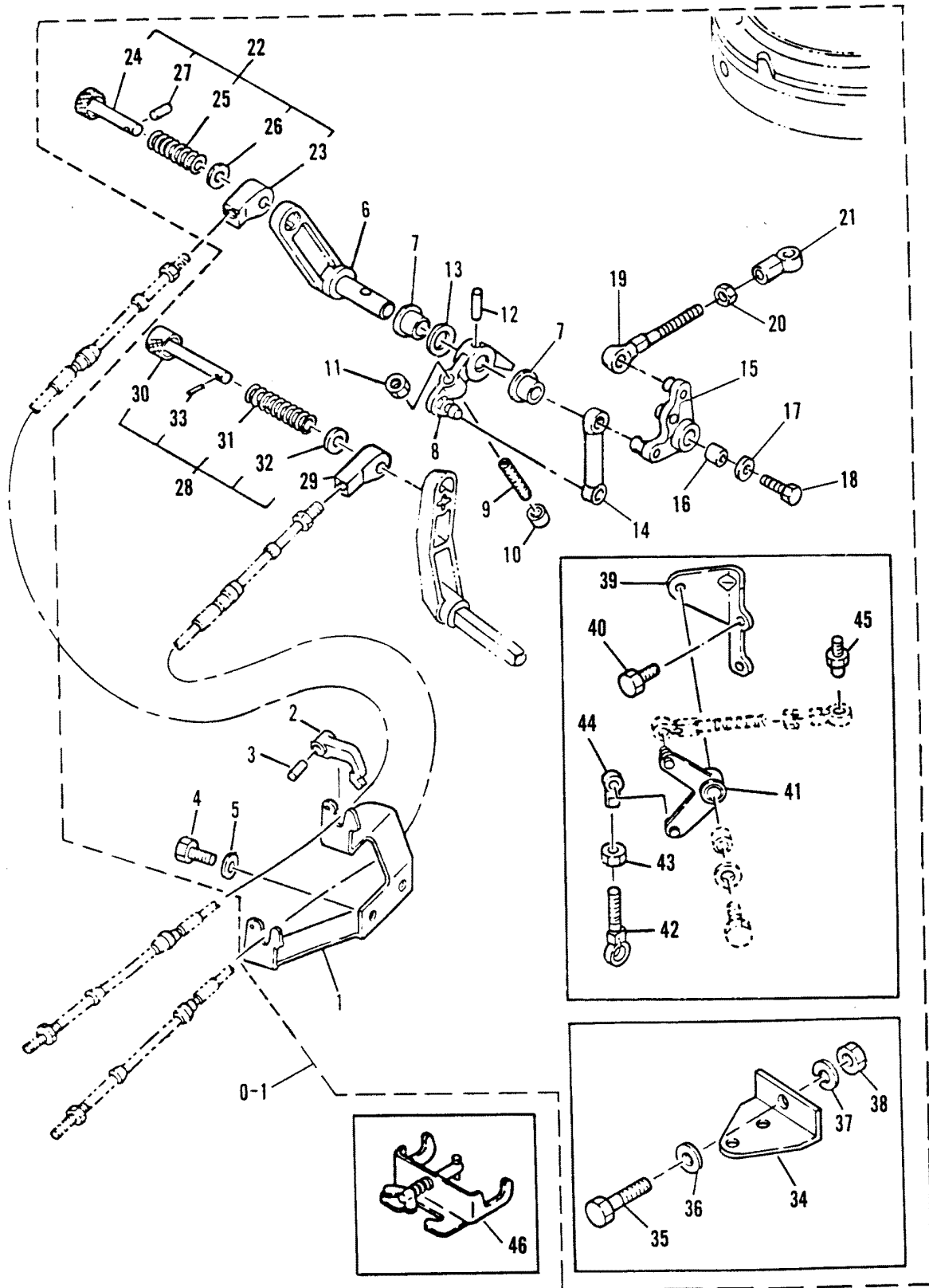


REMOTE CONTROL ATTACHMENT KIT

REF. NO.	PART NO.	SYM.	QTY.	DESCRIPTION
0-1	43989A1		1	R/C ATTACHMENT KIT (SEE NOTE #3)
	43988A1		1	R/C ATTACHMENT KIT (SEE NOTE #4)
1	94629M		1	BRACKET
2	54-84113M		2	CLAMP
3	17-82146M		2	ROLL PIN
4	10-91725M		2	BOLT
5	12-82214M		2	WASHER
6	84103M		1	HANDLE
7	23-81946M		2	BUSHING
8	84104M		1	LEVER
9	16-84347M		1	STUD
10	81415M		1	CAP
11	11-82390M		1	NUT
12	17-82156M		1	ROLL PIN
13	12-81846M		1	WASHER
14	94630M		1	JOINT (SEE NOTE #3)
15	94631M		1	LEVER (SEE NOTE #3)
16	23-83310M		1	COLLAR
17	12-81969M		1	WASHER
18	10-83539M		1	BOLT
19	84101M		1	LINK
20	11-83763M		1	NUT
21	84100M		1	JOINT
22	84109M		1	CABLE END (THROTTLE)
23	84110M		1	CABLE END
24	17-814499M		1	HOOK
25	24-83725M		1	SPRING
26	12-82217M		1	WASHER
27	17-82146M		1	ROLL PIN
28	84106M		1	CABLE END (SHIFT)
29	84107M		1	CABLE END
30	17-814500M		1	HOOK
31	24-83721M		1	SPRING
32	12-82217M		1	WASHER
33	17-82146M		1	ROLL PIN
34	11670M		1	STEERING BRKT. (BALL POST TYPE - SEE NOTE #1)
	83698M		1	STEERING BRKT. (BALL POST TYPE - SEE NOTE #2)
35	10-91636M		1	BOLT
36	13-82218M		1	LOCKWASHER
37	12-82220M		1	WASHER
38	11-81785M		1	NUT
39	84112M		1	BRACKET SEE NOTE #4
40	10-84247M		2	BOLT SEE NOTE #4

CONTINUED ON NEXT PAGE ➡

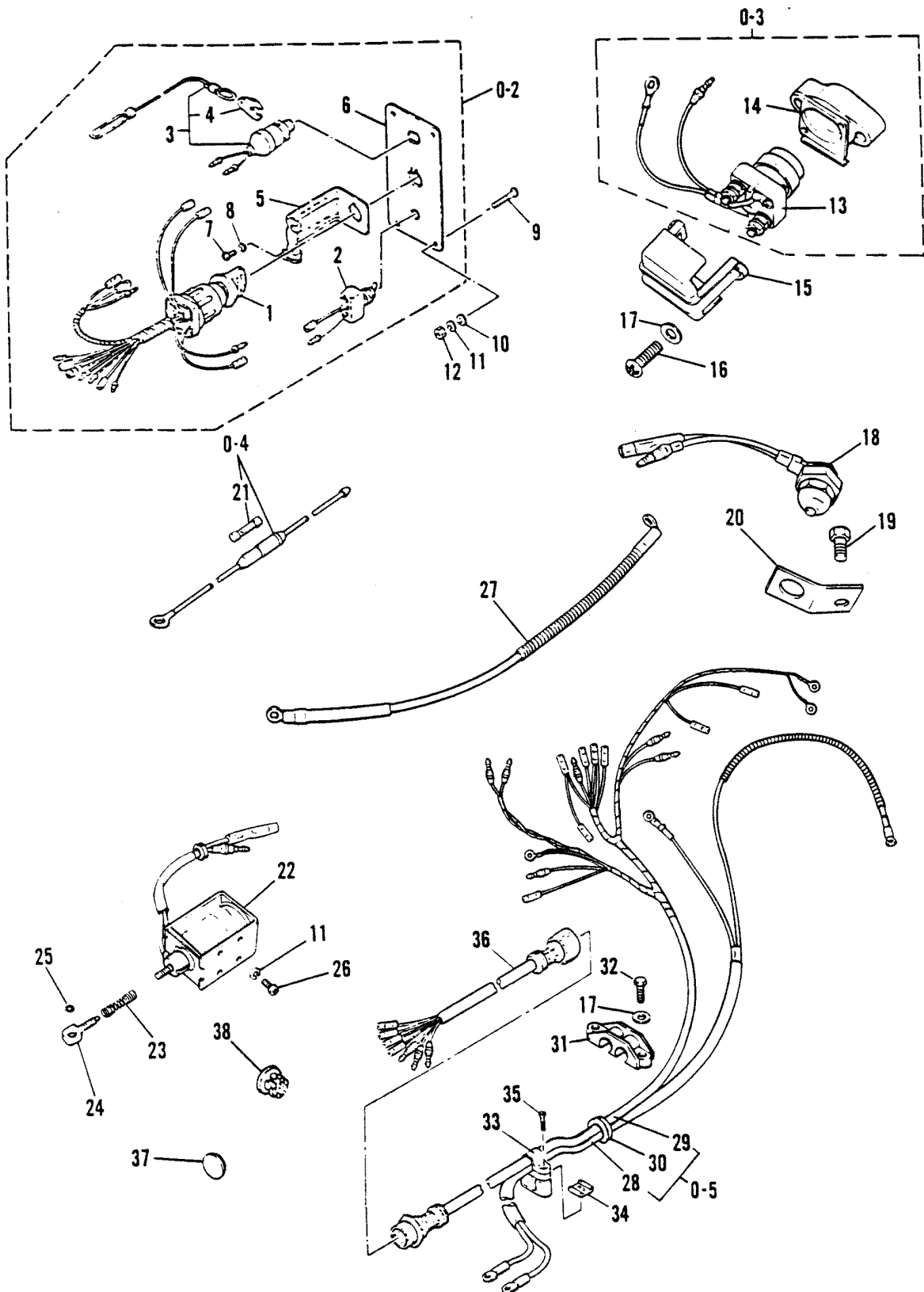
REMOTE CONTROL ATTACHMENT KIT



REMOTE CONTROL ATTACHMENT KIT

REF. NO.	PART NO.	SYM.	QTY.	DESCRIPTION
41	84105M		1	LEVER SEE NOTE #4
42	NLA		1	JOINT SEE NOTE #4
43	11-83763M		2	NUT SEE NOTE #4
44	16715M		1	JOINT SEE NOTE #4
45	84108M		1	JOINT SEE NOTE #4
46	83727M		1	STEERING BRACKET (ROPE TYPE)

CONTROL PANEL KIT - OPTIONAL

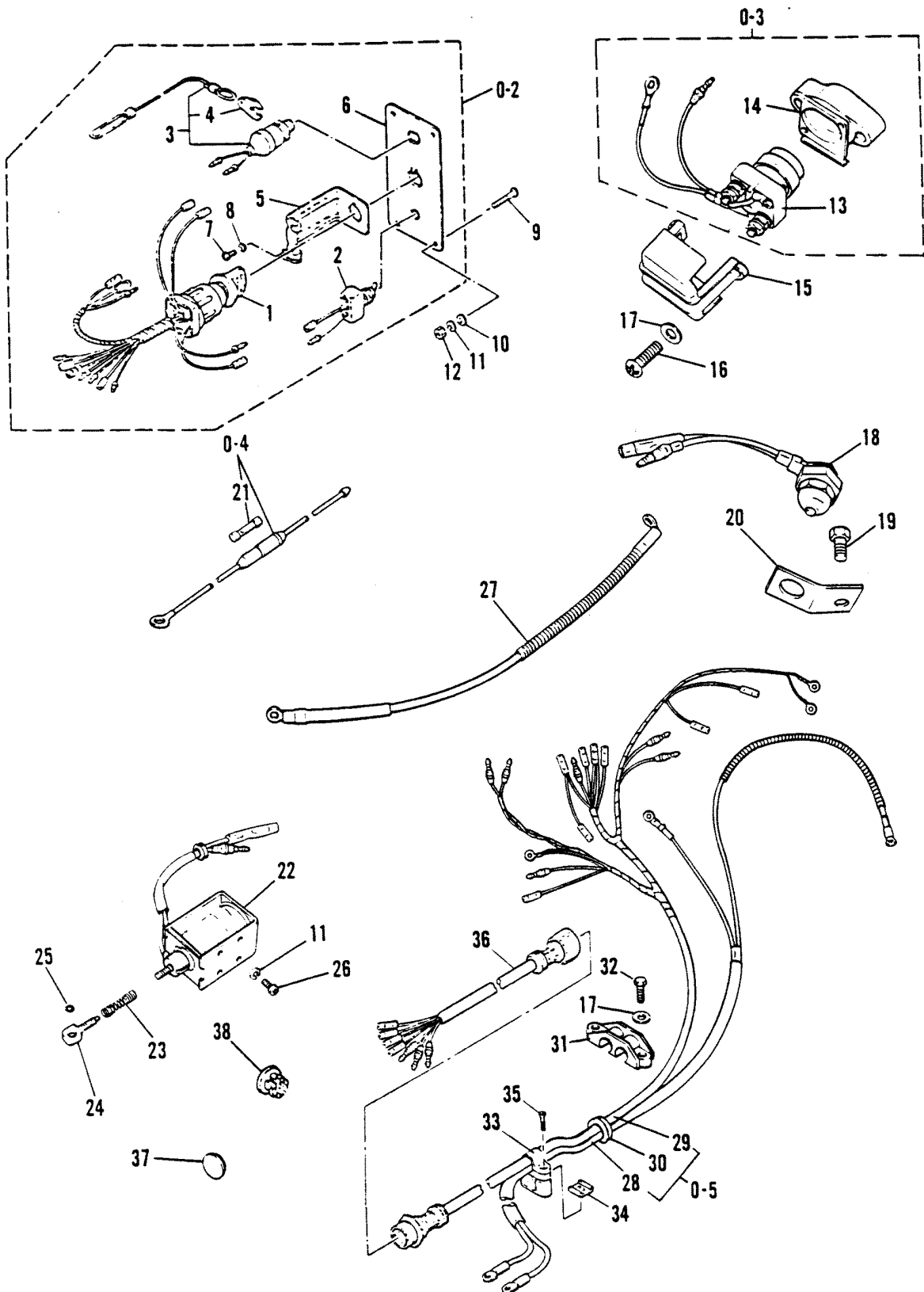


CONTROL PANEL KIT - OPTIONAL

REF. NO.	PART NO.	SYM.	QTY.	DESCRIPTION
-	43985A1		1	CONTROL PANEL KIT
0-2	92604M		1	SWITCH PANEL
1	87-92605M		1	MAIN SWITCH
2	87-84944M		1	CHOKE SWITCH
3	87-97682M		1	KILL SWITCH
4	97756M		1	STOPPER
5	81537M		1	BRACKET
6	92661M		1	SWITCH PANEL
7	10-82487M		1	SCREW
8	13-82184M		1	LOCKWASHER
9	10-84946M		4	SCREW
10	12-82211M		4	WASHER
11	13-82208M		4	LOCKWASHER
12	11-82388M		4	NUT
0-3	83-84694M		1	STARTER SOLENOID
13	89-96357M		1	SOLENOID
14	94789M		1	RUBBER MOUNT
15	84695M		1	COVER
16	10-82176M		2	SCREW
17	12-82214M		4	WASHER
18	87-83633M		1	NEUTRAL START SWITCH
19	10-84303M		1	BOLT
20	94790M		1	BRACKET
0-4	84937M		1	FUSE HOLDER
21	25-84092M		1	FUSE (12V-20A)
22	87-84699M		1	CHOKE SOLENOID
23	84701M		1	WIRE
24	84702M		1	HOOK
25	25-82258M		1	O-RING
26	10-82512M		4	SCREW
27	84-84697M		1	LEAD WIRE
0-5	84-84706M		1	WIRE HARNESS
28	84-94791M		1	BATTERY WIRE
29	84-94792M		1	IGNITION WIRE
30	25-94793M		1	GROMMET
31	54-41876M		1	CLAMP
32	10-84247M		2	BOLT
33	54-97772M		1	CLAMP

CONTINUED ON NEXT PAGE ➡

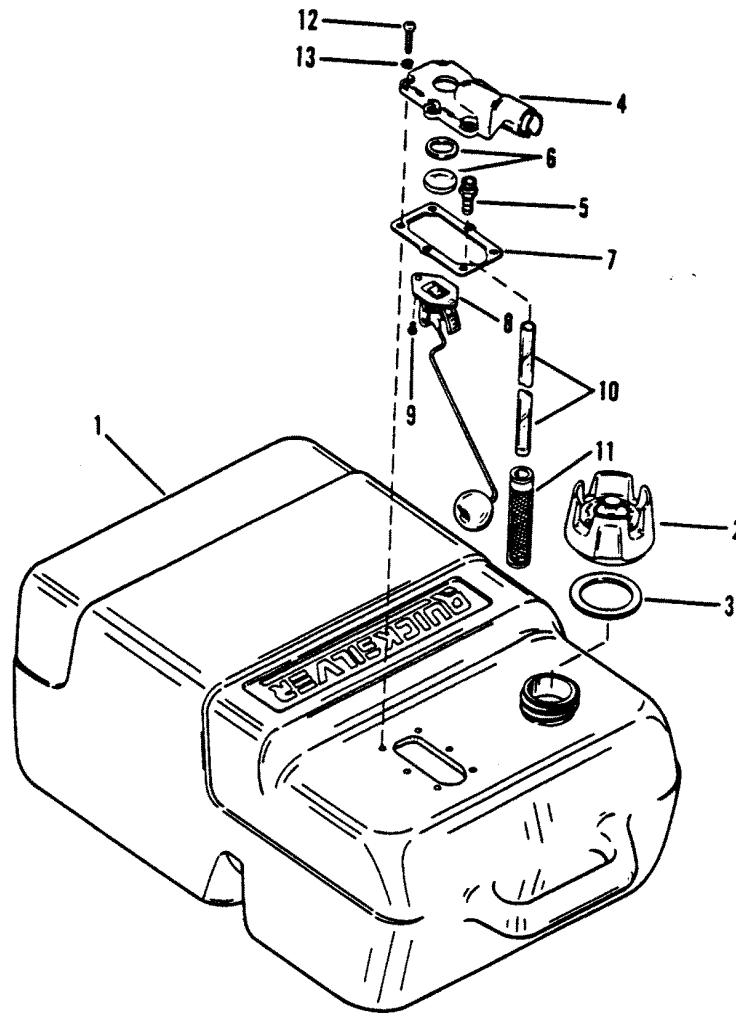
CONTROL PANEL KIT - OPTIONAL



CONTROL PANEL KIT - OPTIONAL

REF. NO.	PART NO.	SYM.	QTY.	DESCRIPTION
34	84708M		1	FRICTION PLATE
35	10-84709M		1	SCREW
36	84-84711M		1	HARNESS EXTENSION
37	82066M		1	GROMMET
38	25-18927M		1	GROMMET

FUEL TANK (NOT ORIGINAL EQUIPMENT TANK - SEE NOTE) (6.6 GAL)



FUEL TANK (NOT ORIGINAL EQUIPMENT TANK - SEE NOTE) (6.6 GAL)

REF. NO.	PART NO.	SYM.	QTY.	DESCRIPTION
1	1259-812410A1		1	FUEL TANK ASSEMBLY (PLASTIC - 6.6 GALLONS)
2	36-816976A1		1	FILLER CAP
3	27-816977		1	GASKET
4	17792A1		1	PICK-UP BODY ASSEMBLY
5	18030		1	ADAPTRO
6	98542A1		1	WINDOW ASSEMBLY
7	27-18026		1	GASKET
8	17971A2		1	FUEL GAUGE ASSEMBLY
9	10-62568		2	SCREW
10	32-18028		1	HOSE
11	35-18029		1	FILTER
12	10-18027		6	SCREW
13	12-29070		6	WASHER

PARTS INDEX

Part Number	Description	Pg.	Ref. No.	Part Number	Description	Pg.	Ref. No.
11670M	STEERING BRKT. (BALL POST TYPE - SEE NOTE #1)	71	34	41869M	PLATE	11	17
11930M	VALVE SEAT (6E7-71)	35	3	41872M	PILOT JET (#56)	35	1
11932M	COVER	49	77	41873M	MAIN NOZZLE	35	2
11933M	PROPELLER RING DUAL THRUST PROP	59	80	41882M	COVER	5	21
11935M	FILTER CUP	39	8	43077M	I. UNIT ASSEMBLY	11	31
14180M	FLAOT (6E7-72)	35	6	43985A1	CONTROL PANEL KIT	75	-
14187M	FUEL CONNECTOR	39	1	43988A1	R/C ATTACHMENT KIT (SEE NOTE #4)	71	0-1
14215M	BRACKET (SEE NOTE #3)	15	15	43989A1	R/C ATTACHMENT KIT (SEE NOTE #3)	71	0-1
14217M	FLOAT BOWL (6E7-72)	35	9	64841A1	COVER ASSEMBLY, COMPLETE	69	9
14219M	TILT STOP LEVER (SEE NOTE #1)	47	55	80007M	BULB DESIGN I	61	19
14281M	TUBE 6E7-72	37	39	80025M	LUBRICATOR	7	10
16333	RETAINER	29	22	80033M	HOLDER (OLD DESIGN)	49	78
16333	RETAINER	31	22	80048M	HANDLE	45	21
16333	RETAINER	35	22	80063M	HANDLE	5	14
16572M	PRIMER BULB (1/4" - 6MM - I.D. HOSE)	65	22	80202M	FLOAT ARM	29	5
16572M	PRIMER BULB (1/4" - 6MM - I.D. HOSE)	67	16	80202M	FLOAT ARM (OLD DESIGN)	31	5
16708M	BASE	11	2	80202M	FLOAT ARM (OLD DESIGN)	35	5
16715M	JOINT SEE NOTE #4	73	44	80230M	MOUNT	45	26
16718M	REED VALVE	27	8	80268M	BRACKET	65	7
17149M	PRIMER BULB (5/16" - 8MM - I.D. HOSE)	65	22	80447M	VALVE SEAT (6E7-70)	35	3
17149M	PRIMER BULB (5/16" - 8MM - I.D. HOSE)	67	16	80447M	VALVE SEAT (6E7-72)	35	3
17662M	COVER	19	20	80447M	VALVE SEAT ASSEMBLY	29	3
17662M	COVER	21	16	80447M	VALVE SEAT ASSEMBLY	31	3
17792A1	COVER ASSEMBLY	69	10	80450M	FLOAT	29	6
17792A1	PICK-UP BODY ASSEMBLY	79	4	80450M	FLOAT	31	6
17971A2	FUEL GAUGE ASSEMBLY	79	8	80450M	FLOAT (6E7-70/71)	35	6
18030	ADAPTRO	79	5	80553M	LIGHTING COIL (MANUAL - SEE NOTE #3)	7	4
20430	RETAINER	69	14	80558M	CONDENSER	7	9
28860	FRAME (FUEL TANK COVER)	69	20	80633M	FRICTION PIECE	45	14
28897A1	INDICATOR & FLOAT ASSEMBLY	69	15	80923M	PLUNGER	57	44
28897A2	FUEL GAUGE ASSEMBLY, COMPLETE	69	13	80930M	BREAKER POINT ASSY.	7	8
30185A3	BAYONET BODY ASSEMBLY	65	15	810454M	EXHAUST MANIFOLD (SEE NOTE #1)	53	10
30185A3	BAYONET BODY ASSEMBLY	67	9	810937M	RECTIFIER	15	30
30187	STEM	65	16	81098M	THERMOSTAT (SEE NOTE #2)	19	18
30187	STEM	67	10	81098M	THERMOSTAT (SEE NOTE #2)	21	14
30188	CAP WASHER	65	19	81106M	PLUNGER	5	27
30188	CAP WASHER	67	13	81106M	PLUNGER	61	29
41256M	SPACER	27	10	811990M	ANODE	59	67
41259M	BRACKET	11	26	81318M	INDICATOR	65	11
41260M	DAMPER	11	27	81319M	FLOAT	65	12
41262M	COVER	11	30	81415M	CAP	71	10
41265M	GUIDE (SEE NOTE #4)	5	15	81439M	CAP	45	13
41266M	BRACKET (SEE NOTE #4)	5	26	814481M	REPAIR KIT (6E7-72)	37	-
41268M	THROTTLE CAM	11	19	814554M	THERMOSTAT (SEE NOTE #1)	21	14
41316M	PULLEY	13	44	814991M	PLUG CAP (NOISE SUPPRESSOR)	9	39
41829M	CHARGE COIL	11	4	814991M	PLUG CAP (NOISE SUPPRESSOR)	11	37
41830M	PULSAR COIL	11	5	815121M	THROTTLE INDICATOR (SEE NOTE #1)	51	13
41863M	MAGNETO BASE	11	3	81537M	BRACKET	75	5
41869M	FRICTION PLATE	7	20	81585M	GRIP (SEE NOTE #3)	51	12

PARTS INDEX

Part Number	Description	Pg.	Ref. No.	Part Number	Description	Pg.	Ref. No.
81586M	THROTTLE INDICATOR (SEE NOTE #2)	51	13	83991M	LEVER	3	28
82038M	CLAMP	9	38	83992M	CLAMP (SEE NOTE #2)	3	31
82066M	GROMMET	77	37	83995M	TILT STOP LEVER (SEE NOTE #10)	47	55
82600M	PILOT JET (#46)	31	1	83997M	TILT LOCK	47	47
82857M	STOPPER	45	34	83998M	BRACKET (SEE NOTE #4)	47	48
82895M	FRICTION PIECE	51	22	83999M	TILT LOCK ROD	47	42
83125M	SIDE SOUND BLANKET DESIGN I	3	4/5	84000M	TILT LOCK ROD	47	46
83251M	SHAFT (SEE NOTE #1 - BRASS)	5	4	84001M	TILT HANDLE	47	40
83252M	DRIVE PAWL	5	10	84002M	TILT LEVER	47	43
83281M	IGNITION COIL	7	3	84005M	GEAR SHIFT HANDLE (MANUAL)	43	1
83282M	THERMOSTAT (SEE NOTE #1)	19	18	84007M	BRACKET	43	6
83300M	RETAINER	29	20	84009M	SHIFT ROD LEVER	43	3
83300M	RETAINER	31	20	84011M	LINK SEE NOTE #2	43	12
83300M	RETAINER	35	20	84012M	SHIFT ROD LEVER (SEE NOTE #4)	43	8
83315M	LIGHTING COIL (ELECTRIC - SEE NOTE #3)	7	4	84015M	SHIFT ROD	43	15
83618M	FUEL METER ASSEMBLY	65	3	84016M	SHIFT CAM (SHORT)	55	6
83698M	STEERING BRKT. (BALL POST TYPE - SEE NOTE #2)	71	34	84017M	SHIFT CAM (LONG)	55	6
83727M	STEERING BRACKET (ROPE TYPE)	73	46	84018M	SHIFT CAM (SUPER LONG)	55	6
83900M	ANODE	19	13	84019M	BOOT	55	7
83900M	ANODE	21	9	84020M	BRACKET	55	8
83942M	REED VALVE (INTERNATIONAL - SEE NOTE #2)	25	9	84023M	COVER	55	11
83945M	HOUSING	23	13	84025M	INSERT	55	15
83949M	BRACKET	39	10	84026M	OUTER PLATE	55	18
83950M	EXHAUST COVER (INNER)	19	24	84032M	MOUNT	47	60
83950M	EXHAUST COVER (INNER)	21	20	84037M	RUBBER MOUNT (LOWER SIDE)	49	76
83952M	EXHAUST COVER (OUTER)	19	26	84038M	RUBBER MOUNT (LOWER FRONT)	49	75
83952M	EXHAUST COVER (OUTER)	21	22	84040M	PLATE	53	6
83953M	SEAL PROTECTOR	53	8	84041M	SEAL	53	7
83954M	EXHAUST MANIFOLD (SEE NOTE #2)	53	10	84042M	EXTENSION SUPER LONG SHAFT	53	14
83957M	LINK	41	12	84043M	BEARING HOUSING (SEE NOTE #4)	57	28
83960M	CHOKE KNOB	25	16	84052M	COVER	7	14
83960M	CHOKE KNOB	27	19	84072M	PLATE	55	22
83962M	RETAINER	7	19	84073M	COVER SEE NOTE #4	59	65
83962M	RETAINER	13	43	84076M	CAP	59	51
83965M	STOPPER	19	30	84091M	BRACKET	63	38
83965M	STOPPER	21	26	84091M	BRACKET (SEE NOTE #2)	15	34
83966M	MAGNETO CONTROL LEVER	41	9	84093M	GEAR SHIFT HANDLE (ELECTRIC)	43	1
83967M	BRACKET	41	10	84095M	BRACKET (SEE NOTE #4)	15	15
83968M	STOPPER SEE NOTE #2	43	10	84100M	JOINT	41	13
83969M	STEERING HANDLE	51	1	84100M	JOINT	71	21
83970M	THROTTLE CONTROL SHAFT	41	1	84100M	LINK	43	28
83979M	STEERING BRACKET	45	1	84101M	LINK	43	30
83980M	SHAFT	45	5	84101M	LINK	71	19
83982M	SEAL	5	20	84103M	HANDLE	71	6
83982M	SEAL (OLD DESIGN COWL)	3	4A	84104M	LEVER	71	8
83983M	SEAL	3	17	84105M	LEVER SEE NOTE #4	73	41
83985M	HOOK	3	11	84106M	CABLE END (SHIFT)	71	28
83987M	SEAL	41	2	84107M	CABLE END	71	29
				84108M	JOINT SEE NOTE #4	73	45
				84109M	CABLE END (THROTTLE)	71	22
				84110M	CABLE END	71	23
				84112M	BRACKET SEE NOTE #4	71	39

PARTS INDEX

Part Number	Description	Pg.	Ref. No.	Part Number	Description	Pg.	Ref. No.
84115M	ARM	5	30	84329M	RECTIFIER	63	35
84115M	ARM	61	32	84330M	ARMATURE	15	1
84116M	LINK	5	32	84332M	PINION STOPPER SET	15	3
84116M	LINK	63	34	84334M	COVER ASSEMBLY	15	5
84117M	LOCKOUT WIRE	61	31	84335M	BRUSH HOLDER	15	6
84117M	LOCKOUT WIRE ASSEMBLY	5	29	84337M	BRUSH (+)	15	8
84119M	INNER PLATE	59	75	84338M	BRUSH (-)	15	9
84120M	INSERT	59	76	84340M	COVER	15	11
84121M	OUTER PLATE	59	77	84348M	SOCKET DESIGN I	61	20
84125M	VOLTAGE REGULATOR	61	13	84349M	DAMPER DESIGN I	61	21
84127M	LEVER SEE NOTE #4	47	50	84351M	PLATE DESIGN I	61	22
84250M	PILOT JET (#46)	29	1	84377M	MAIN JET (#102)	35	10
84251M	MAIN NOZZLE	29	2	84473M	REPAIR KIT	29	-
84252M	FLOAT BOWL	29	9	84473M	REPAIR KIT	33	-
84252M	FLOAT BOWL	31	9	84473M	REPAIR KIT (6E7-70/71)	37	-
84252M	FLOAT BOWL (6E7-70/71)	35	9	84683M	MAIN JET (#94) (SEE NOTE #1)	29	10
84253M	MAIN JET (#86) (SEE NOTE #2)	29	10	84695M	COVER	75	15
84254M	THROTTLE ARM ASSEMBLY	29	17	84701M	WIRE	75	23
84254M	THROTTLE ARM ASSEMBLY	31	17	84702M	HOOK	75	24
84254M	THROTTLE ARM ASSEMBLY	35	17	84708M	FRICTION PLATE	77	34
84255M	COLLAR	29	19	84708M	PLATE	15	25
84255M	COLLAR	31	19	84937M	FUSE HOLDER	75	0-4
84255M	COLLAR	35	19	84959M	EXTENSION	61	11
84256M	THROTTLE ROD	29	21	84964M	EXTENSION	61	3
84256M	THROTTLE ROD	31	21	92604M	SWITCH PANEL	75	0-2
84256M	THROTTLE ROD	35	21	92613M	EXTENSION	61	4
84258M	PLATE	29	23	92661M	SWITCH PANEL	75	6
84258M	PLATE 682-72/73	31	23	94538M	HOOK	3	9
84262M	DIAPHRAGM	29	27	94539M	AIR DUCT MOLDING DESIGN II	3	13
84262M	DIAPHRAGM	31	27	94546M	THROTTLE CAM	7	22
84262M	DIAPHRAGM	35	27	94547M	TIMING PLATE	11	38
84263M	BODY	29	29	94547M	TIMING PLATE (SEE NOTE #6)	7	30
84263M	BODY (682-72/73)	31	29	94548M	TIMING PLATE (SEE NOTE #5)	7	30
84265M	DIAPHRAGM	29	31	94557M	COVER	25	24/25
84265M	DIAPHRAGM	31	31	94559M	CHOKE LEVER	25	18
84265M	DIAPHRAGM	35	31	94559M	CHOKE LEVER	27	21
84266M	COVER	29	32	94565M	SHIFT ROD LEVER (SEE NOTE #2)	43	8
84266M	COVER	33	32	94566M	BRACKET SEE NOTE #2	43	9
84266M	COVER	35	32	94575M	HOUSING (PORT) SEE NOTE #11	47	70
84269M	SPLASH PLATE LONG SHAFT	53	21	94614M	HOUSING (STARBOARD) SEE NOTE #11	47	71
84287M	COLLAR	47	52	94617M	GRIP (SEE NOTE #4)	51	12
84291M	MOUNT (SUL)	47	60	94618M	RUBBER HANDLE (SEE NOTE #4)	51	15
84297M	RUBBER MOUNT (LOWER SIDE - SUL)	49	76	94621M	STOPPER	53	20
84302M	SPRING PLATE	43	5	94622M	GUIDE	55	5
84305M	BALL JOINT	41	8	94624M	PLATE	55	14
84305M	JOINT	7	13	94629M	BRACKET	71	1
84305M	RETAINER	11	10	94630M	JOINT (SEE NOTE #3)	71	14
84308M	MAGNETO BASE	7	2	94631M	LEVER (SEE NOTE #3)	71	15
84316M	STOP	11	24	94632M	CARRYING HANDLE	61	14
84316M	STOPPER	7	27	94654M	FLYWHEEL (ELECTRIC)	7	1
84317M	BRACKET	7	34	94789M	RUBBER MOUNT	75	14
84318M	GUIDE (SEE NOTE #3)	5	15	94790M	BRACKET	75	20
84321M	BACK SOUND BLANKET DESIGN I	3	6				
84323M	FRONT/TOP SOUND BLANKET DESIGN I	3	7/8				
84327M	HOLDER	61	9				

PARTS INDEX

Part Number	Description	Pg.	Ref. No.	Part Number	Description	Pg.	Ref. No.
94794M	REED VALVE (INTERNATIONAL - SEE NOTE #1)	25	9	99062M	RETAINER	15	24
94794M	REED VALVE (USA & AUSTRALIA)	25	9	99274	FLOAT	69	16
94795M	MAIN NOZZLE (682-73/74/75) (SEE NOTE #1)	31	2	NLA	DECAL, TOP (FRENCH)	67	2
94796M	MAIN NOZZLE (682-72) (SEE NOTE #2)	31	2	NLA	FIELD (ALL OTHERS)	15	4
94798M	BRACKET	15	35	NLA	FLYWHEEL (MANUAL START - SEE NOTE #1)	7	0-1
95188M	IGNITION COIL ASSEMBLY . .	11	34	NLA	GEAR HOUSING (LONG) SEE NOTE #4	55	0-1
95463M	CLAMP (SEE NOTE #1)	3	31	NLA	GEAR HOUSING (SHORT) SEE NOTE #4	55	0-1
95492M	PILOT JET (#52)	35	1	NLA	HOUSING (PORT) SEE NOTE #12	49	70
95493M	MAIN JET (#104)	35	10	NLA	HOUSING (STARBOARD) SEE NOTE #12	49	71
95497M	RUBBER HANDLE (SEE NOTE #3)	51	15	NLA	JOINT SEE NOTE #4	73	42
95499M	FUEL METER ASSEMBLY . .	67	4	NLA	LENS (SERVICE BULLETIN 84-1)	65	6
95590M	SHAFT (SEE NOTE #2 - NYLON W/BRASS INSERT) . .	5	4	NLA	LIGHTING COIL ASSEMBLY . .	11	8
96569M	IGNITION COIL (SECONDARY - TOP)	7	32	NLA	MAIN JET (#88) (682- 73/74/75)	31	10
96570M	IGNITION COIL (SECONDARY - BOTTOM)	7	33	NLA	SAFETY STARTER KIT	61	28
96599M	BRACKET (SEE NOTE #3) . .	5	26	NLA	SCREW (6E7-70/71)	35	33
96607M	COVER	25	1	NLA	STARTER (SEE NOTE #3) . .	5	0-1
96607M	COVER	27	1	NLA	TIMING PLATE (SEE NOTE #4)	7	30
96609M	COVER (OUTER)	25	3	10-11837M	SCREW	37	34
96609M	COVER (OUTER)	27	3	10-14232M	SCREW	15	36
96612M	BRACKET SEE NOTE #1	43	9	10-17661M	SCREW	7	21
96613M	STOPPER SEE NOTE #1	43	10	10-17661M	SCREW	11	18
96614M	LINK SEE NOTE #1	43	12	10-18027	SCREW	79	12
96615M	MAGNETO CONTROL LEVER . .	43	23	10-20411	SCREW	69	22
96616M	TILT STOP LEVER (SEE NOTE #9)	47	55	10-25575	SCREW	69	4
96620M	COVER	59	79	10-43106M	BOLT	45	18
97657M	BODY	35	29	10-62568	SCREW	69	18
97657M	BODY (682-74/75)	31	29	10-62568	SCREW	79	9
97756M	STOPPER	3	35	10-80091M	SCREW	29	18
97756M	STOPPER	61	2	10-80091M	SCREW	31	18
97756M	STOPPER	75	4	10-80091M	SCREW	35	18
98542A1	LENS ASSEMBLY	69	12	10-80434M	SCREW	29	16
98542A1	WINDOW ASSEMBLY	79	6	10-80434M	SCREW	31	16
98981M	RETAINER	7	18	10-80434M	SCREW	35	16
98981M	RETAINER	13	41	10-80573M	IDLE MIXTURE SCREW	29	12
98983M	FIELD (682-81800-11/OR -12 ONLY)	15	4	10-80573M	IDLE MIXTURE SCREW	31	12
98987M	RETAINER	15	23	10-80738M	IDLE SPEED SCREW	29	14
98988M	FUSE HOLDER	15	32	10-80738M	IDLE SPEED SCREW 682- 72/73	31	14
98989M	BRACKET (SEE NOTE #1) . .	15	34	10-80954M	SCREW	29	33
98992M	PLATE	35	23	10-80954M	SCREW	33	33
98992M	PLATE 682-74/75	31	23	10-80954M	SCREW (6E7-72)	35	33
98994M	BRACKET (SEE NOTE #3) . .	47	48	10-814463M	IDELE SPEED SCREW	35	14
98995M	LEVER SEE NOTE #3	47	50	10-814463M	IDELE SPEED SCREW 682- 74/75	31	14
99047M	COVER SEE NOTE #3	59	65	10-81756M	SCREW	45	23
99053M	EXTENSION	61	12	10-82176M	SCREW	75	16
99054M	BEARING HOUSING (SEE NOTE #3)	57	28	10-82405M	BOLT	7	36
99056M	SOCKET DESIGN II	61	20	10-82405M	BOLT	19	29
99057M	DAMPER DESIGN II	61	21	10-82405M	BOLT	21	25
99058M	PLATE DESIGN II	61	22	10-82405M	BOLT	45	3
				10-82405M	BOLT	47	61

PARTS INDEX

Part Number	Description	Pg.	Ref. No.	Part Number	Description	Pg.	Ref. No.
10-82405M	BOLT	51	6	10-84247M	BOLT	5	16
10-82405M	BOLT (SEE NOTE #3)	15	18	10-84247M	BOLT	7	28
10-82444M	BOLT	7	31	10-84247M	BOLT	11	28
10-82444M	BOLT	11	25	10-84247M	BOLT	15	28
10-82457M	BOLT	55	19	10-84247M	BOLT	25	12
10-82457M	BOLT LONG SHAFT	53	22	10-84247M	BOLT	27	15
10-82466M	BOLT	59	63	10-84247M	BOLT	41	5
10-82466M	BOLT SUPER LONG SHAFT	53	16	10-84247M	BOLT	75	32
10-82472M	BOLT SEE NOTE #12	49	72	10-84247M	BOLT SEE NOTE #4	71	40
10-82476M	BOLT	53	9	10-84271M	SCREW	55	9
10-82487M	SCREW	75	7	10-84272M	SCREW	55	12
10-82496M	SCREW	65	14	10-84276M	SCREW SEE NOTE #4	59	66
10-82499M	SCREW	11	12	10-84283M	BOLT (SEE NOTE #6)		
10-82500M	SCREW	7	11		SUPER ULTRA LONG	45	36
10-82503M	SCREW	7	5	10-84300M	SCREW	51	16
10-82512M	SCREW	75	26	10-84303M	BOLT	11	13
10-82512M	SCREW 6E7-72	37	37	10-84303M	BOLT	27	12
10-82513M	SCREW	35	25	10-84303M	BOLT	43	7
10-82513M	SCREW 682-74/75	31	25	10-84303M	BOLT	75	19
10-82521M	SCREW	7	6	10-84313M	BOLT	7	23
10-82521M	SCREW	15	31	10-84313M	BOLT	11	20
10-82521M	SCREW	63	37	10-84315M	BOLT	3	33
10-82522M	SCREW	25	27	10-84315M	BOLT	39	11
10-82522M	SCREW	25	6	10-84328M	SCREW	61	10
10-82522M	SCREW	27	6	10-84341M	THRU BOLT	15	12
10-83285M	BOLT	5	22	10-84342M	BOLT	17	40
10-83285M	BOLT	7	35	10-84709M	SCREW	15	26
10-83285M	BOLT	11	32	10-84709M	SCREW	77	35
10-83285M	BOLT	11	35	10-84946M	SCREW	75	9
10-83285M	BOLT	15	17	10-91636M	BOLT	71	35
10-83285M	BOLT	19	11	10-91691M	SCREW	11	7
10-83289M	MAIN JET (#80) (682-72)	31	10	10-91725M	BOLT	23	17
10-83289M	MAIN JET (#80) (682-72)	35	10	10-91725M	BOLT	59	68
10-83356M	SCREW	25	28	10-91725M	BOLT	71	4
10-83509M	SCREW	29	25	10-94540M	SCREW DESIGN II	3	14
10-83509M	SCREW 682-72/73	31	25	10-94544M	BOLT	5	31
10-83523M	SCREW	65	9	10-94544M	BOLT	63	33
10-83539M	BOLT	3	23	10-94544M	BOLT SEE NOTE #2	43	11
10-83539M	BOLT	5	23	10-94567M	BOLT	45	25
10-83539M	BOLT	5	8	10-94570M	BOLT (SEE NOTE #5)		
10-83539M	BOLT	15	16		SUPER ULTRA LONG	45	36
10-83539M	BOLT	19	22	10-94572M	BOLT (SEE NOTE #5)	47	56
10-83539M	BOLT	21	18	10-94573M	BOLT	47	57
10-83539M	BOLT	39	2	10-94573M	BOLT (SEE NOTE #6)	47	56
10-83539M	BOLT	43	26	10-94615M	BOLT SEE NOTE #11	47	72
10-83539M	BOLT	71	18	10-94616M	BOLT	51	2
10-83539M	BOLT (SEE NOTE #4)	15	18	10-94801M	SCREW 682-74/75	33	34
10-83539M	BOLT SEE NOTE #1	43	11	10-95453M	BOLT	21	8
10-84057M	BOLT	49	73	10-95467M	SCREW	19	14
10-84058M	BOLT	51	23	10-95467M	SCREW	21	10
10-84058M	BOLT	53	12	10-95487M	BOLT	21	7
10-84058M	BOLT	59	52	10-95502M	SCREW	67	6
10-84061M	BOLT	47	62	10-96346M	SCREW	11	6
10-84062M	BOLT	45	31	10-96346M	SCREW	11	9
10-84065M	BOLT	19	17	10-96610M	SCREW	25	4
10-84065M	BOLT	21	13	10-96610M	SCREW	27	4
10-84067M	BOLT	51	10	10-96671M	SCREW	7	15
10-84088M	BOLT	55	24	10-96671M	SCREW	13	42
10-84211M	BOLT	11	39	10-96671M	SCREW	41	11
10-84236M	BOLT (WASHER)	19	9	10-97749M	BOLT	53	4

PARTS INDEX

Part Number	Description	Pg.	Ref. No.	Part Number	Description	Pg.	Ref. No.
10-98998M	BOLT	49	79	12-81557M	WASHER	5	7
10-99048M	SCREW SEE NOTE #3	59	66	12-81792M	WASHER	19	12
11-15327M	NUT	27	11	12-81794M	WASHER	3	32
11-28587	SPEED NUT	69	7	12-81798M	WASHER	19	10
11-28903	FASTENER	69	21	12-81810M	WASHER	51	8
11-81763M	NUT	43	17	12-81814M	WASHER	7	17
11-81770M	NUT	7	16	12-81814M	WASHER	11	16
11-81770M	NUT	11	15	12-81823M	WASHER	23	9
11-81785M	NUT	71	38	12-81835M	WASHER	19	19
11-82379M	NUT	41	14	12-81835M	WASHER	21	15
11-82379M	NUT	43	25	12-81846M	WASHER	71	13
11-82379M	NUT	43	29	12-81851M	WASHER	51	3
11-82381M	NUT	25	15	12-81969M	WASHER	71	17
11-82381M	NUT	27	18	12-82211M	WASHER	7	24
11-82381M	NUT	43	27	12-82211M	WASHER	11	21
11-82382M	NUT	39	9	12-82211M	WASHER	17	38
11-82388M	NUT	25	30	12-82211M	WASHER	25	29
11-82388M	NUT	75	12	12-82211M	WASHER	25	5
11-82389M	NUT	5	9	12-82211M	WASHER	27	5
11-82390M	NUT	43	16	12-82211M	WASHER	43	14
11-82390M	NUT	45	32	12-82211M	WASHER	43	19
11-82390M	NUT	71	11	12-82211M	WASHER	75	10
11-82390M	NUT LONG SHAFT	53	24	12-82213M	WASHER	11	33
11-82393M	NUT	49	74	12-82213M	WASHER	41	6
11-82537M	NUT	37	35	12-82214M	WASHER	3	24
11-82537M	NUT 682-74/75	33	35	12-82214M	WASHER	5	17
11-83056M	NUT	51	24	12-82214M	WASHER	5	24
11-83763M	NUT	7	26	12-82214M	WASHER	7	29
11-83763M	NUT	11	23	12-82214M	WASHER	11	14
11-83763M	NUT	71	20	12-82214M	WASHER	11	29
11-83763M	NUT SEE NOTE #4	73	43	12-82214M	WASHER	11	36
11-84087M	PROPELLER NUT	59	60	12-82214M	WASHER	15	19
11-84282M	NUT	45	29	12-82214M	WASHER	15	29
11-84284M	NUT SUPER ULTRA LONG	45	37	12-82214M	WASHER	19	23
11-84295M	NUT	47	66	12-82214M	WASHER	21	19
11-94541M	NUT DESIGN II	3	16	12-82214M	WASHER	21	29
11-99042M	NUT SEE NOTE #3	57	37	12-82214M	WASHER	23	18
12-17658M	WASHER DESIGN II	3	15	12-82214M	WASHER	25	13
12-18948M	THRUST WASHER (0.12 MM)			12-82214M	WASHER	27	13
	SEE NOTE #3	57	35	12-82214M	WASHER	27	16
12-18951M	THRUST WASHER (0.30 MM)			12-82214M	WASHER	39	3
	SEE NOTE #3	57	35	12-82214M	WASHER	45	4
12-18953M	THRUST WASHER (0.50 MM)			12-82214M	WASHER	49	80
	SEE NOTE #3	57	35	12-82214M	WASHER	51	7
12-29070	WASHER	69	23	12-82214M	WASHER	53	13
12-29070	WASHER	79	13	12-82214M	WASHER	55	20
12-49221--1	WASHER	69	5	12-82214M	WASHER	59	53
12-80251M	THRUST WASHER (1.1MM)			12-82214M	WASHER	59	69
	SEE NOTE #4	57	35	12-82214M	WASHER	71	5
12-80252M	THRUST WASHER (1.2MM)			12-82214M	WASHER	75	17
	SEE NOTE #4	57	35	12-82214M	WASHER LONG SHAFT	53	23
12-80253M	THRUST WASHER (1.3MM)			12-82217M	WASHER	17	41
	SEE NOTE #4	57	35	12-82217M	WASHER	45	16
12-80254M	THRUST WASHER (1.4MM)			12-82217M	WASHER	51	11
	SEE NOTE #4	57	35	12-82217M	WASHER	53	5
12-80261M	WASHER	29	4	12-82217M	WASHER	59	64
12-80261M	WASHER	31	4	12-82217M	WASHER	71	26
12-80261M	WASHER	35	4	12-82217M	WASHER	71	32
12-80271M	WASHER	65	13	12-82217M	WASHER SUPER LONG		
12-80638M	PAD	45	24		SHAFT	53	17

PARTS INDEX

Part Number	Description	Pg.	Ref. No.	Part Number	Description	Pg.	Ref. No.
12-82217M	WASHER SUPER ULTRA LONG	45	38	17-80201M	PIN	31	7
12-82220M	WASHER	45	28	17-80201M	PIN (6-E7-70/71)	35	7
12-82220M	WASHER	51	17	17-80451M	PIN (6E7-72)	35	7
12-82220M	WASHER	71	37	17-814489M	RIVET	3	12
12-84084M	THRUST HUB	59	58	17-814499M	HOOK	71	24
12-84273M	WASHER SEE NOTE #6	55	23A	17-814500M	HOOK	71	30
12-84275M	WASHER	59	59	17-81888M	PIN	45	22
12-84278M	WASHER	45	6	17-81894M	PIN	47	44
12-84292M	WASHER	47	63	17-81899M	PIN	57	42
12-84293M	WASHER	47	64	17-81907M	RIVET	51	14
12-84294M	WASHER	47	65	17-82144M	ROLL PIN	45	35
12-84331M	WASHER KIT	15	2	17-82146M	ROLL PIN	71	27
12-84350M	WASHER DESIGN I	61	21A	17-82146M	ROLL PIN	71	3
12-84974M	WASHER DUAL THRUST PROP	59	81	17-82146M	ROLL PIN	71	33
12-94524M	WASHER	43	22	17-82155M	PIN	5	19
12-94627M	WASHER	57	47	17-82156M	ROLL PIN	71	12
12-95501M	SEAL	67	5	17-82157M	ROLL PIN	5	6
12-98997M	WASHER	47	59	17-82354M	DOWEL PIN	57	33
12-99036M	THRUST WASHER (0.05MM) SEE NOTE #3	57	35	17-82364M	DOWEL PIN	3	27
12-99037M	THRUST WASHER (0.08MM) SEE NOTE #3	57	35	17-82364M	DOWEL PIN	19	8
13-14220M	WAVE WASHER (SEE NOTE #1)	47	58	17-82364M	DOWEL PIN	21	6
13-81868M	WAVE WASHER (SEE NOTE #2)	47	58	17-82364M	DOWEL PIN	45	2
13-81869M	WAVE WASHER	3	30	17-82364M	DOWEL PIN	53	3
13-82184M	LOCKWASHER	37	36	17-82364M	DOWEL PIN	57	30
13-82184M	LOCKWASHER	75	8	17-82364M	DOWEL PIN	59	62
13-82186M	WASHER	7	7	17-82364M	DOWEL PIN SUPER LONG SHAFT	53	15
13-82208M	LOCKWASHER	75	11	17-83140M	RIVET	3	10
13-82212M	WASHER	9	37	17-83996M	SHAFT	47	49
13-82218M	LOCKWASHER	71	36	17-84003M	REVERSE LOCK SHAFT	47	53
13-84299M	WAVE WASHER	51	4	17-84248M	CLEVIS PIN (SEE NOTE #4)	25	20
15-18955M	SHIM (0.12MM) SEE NOTE #3	59	56	17-84304M	CLEVIS PIN	43	18
15-18958M	SHIM (0.30MM) SEE NOTE #3	59	56	17-94560M	CLEVIS PIN	27	23
15-18960M	SHIM (0.50MM) SEE NOTE #3	59	56	17-94560M	CLEVIS PIN (SEE NOTE #3)	25	20
15-80258M	SHIM (0.1MM)	57	39	17-94569M	TILT ROD ADDSEMBLY	45	33
15-80259M	SHIM (0.3MM)	57	39	18-82051M	COTTER PIN	25	21
15-80260M	SHIM (0.5MM)	57	39	18-82051M	COTTER PIN	27	24
15-81626M	SHIM (0.05MM) SEE NOTE #3	59	56	18-82125M	COTTER PIN	43	20
15-81627M	SHIM (0.08MM) SEE NOTE #3	59	56	18-82127M	COTTER PIN	43	13
16-41883M	STUD	7	25	18-82128M	COTTER PIN SUPER ULTRA LONG	45	39
16-41883M	STUD	11	22	18-82132M	COTTER PIN (SEE NOTE #4)	59	61
16-81731M	STUD	25	23	18-84301M	COTTER PIN	43	4
16-81731M	STUD	27	26	18-99046M	COTTER PIN (SEE NOTE #3)	59	61
16-84249M	STUD	25	22	19-80604M	PLUG	5	18
16-84249M	STUD	27	25	21-41888M	CHECK VALVE	29	28
16-84347M	STUD	71	9	21-41888M	CHECK VALVE	31	28
16-91649M	STUD	43	24	21-41888M	CHECK VALVE	35	28
17-14214M	DOWEL PIN	5	25	21-80107M	CHECK VALVE	21	3
17-20426	RIVET	69	17	21-80727M	CHECK VALVE	19	2
17-80201M	PIN	29	7	21-80727M	CHECK VALVE	21	1
				21-82692M	CHECK VALVE	19	4
				22-13563A3	FUEL CONNECTOR (5/16" - 8MM - I.D. HOSE)	65	25
				22-13563A3	FUEL CONNECTOR (5/16" - 8MM - I.D. HOSE)	67	19
				22-14213M	FUEL CONNECTOR (1/4" - 6MM - I.D. HOSE)	65	25
				22-14213M	FUEL CONNECTOR (1/4" - 6MM - I.D. HOSE)	67	19

PARTS INDEX

Part Number	Description	Pg.	Ref. No.	Part Number	Description	Pg.	Ref. No.
22-63187	FITTING (1/4" - 6MM - I.D. HOSE)	65	20	24-82095M	SPRING	51	18
22-63187	FITTING (1/4" - 6MM - I.D. HOSE)	67	14	24-82101M	SPRING	45	27
22-80122M	DRAIN FITTING	19	1	24-82115M	SPRING (SEE NOTE #1)	5	2
22-80218M	FLUSH PLUG (SEE NOTE #2)	59	73	24-83488M	SPRING	45	15
22-80743M	DRAIN FITTING	19	3	24-83721M	SPRING	71	31
22-80743M	DRAIN FITTING	21	2	24-83725M	SPRING	71	25
22-80756M	FITTING	3	19	24-83947M	SPRING (SEE NOTE #1)	5	12
22-81924M	SCREW	55	3	24-84064M	SPRING	57	45
22-82369M	GREASE FITTING	45	12	24-84285M	SPRING	47	41
22-83326M	FITTING	19	27	24-84286M	SPRING SEE NOTE #4	47	51A
22-83326M	FITTING	21	23	24-84288M	SPRING	47	54
22-89771--1	FITTING (5/15" - 8MM - I.D. HOSE)	67	14	24-84336M	SPRING	15	7
22-89771--1	FITTING (5/16" - 8MM - I.D. HOSE)	65	20	24-84356M	SPRING	61	17
22-95633M	FLUSH PLUG (SEE NOTE #1)	59	73	24-95588M	SPRING (SEE NOTE #2)	5	2
23-810455M	BUSHING SEE NOTE #4	55	2A	24-95589M	SPRING (SEE NOTE #2)	5	12
23-81945M	BUSHING	51	20	24-98996M	SPRING SEE NOTE #3	47	51
23-81946M	BUSHING	71	7	25-14258M	O-RING NEW DESIGN	15	13
23-81947M	BUSHING	61	16	25-18927M	GROMMET	77	38
23-81949M	BUSHING	3	29	25-18927M	GROMMET (MANUAL)	3	21
23-82590M	BUSHING	57	29	25-20415	O-RING	65	17
23-82687M	BUSHING	5	5	25-20415	O-RING	67	11
23-83310M	COLLAR	43	21	25-82060M	STA-STRAP	15	37
23-83310M	COLLAR	71	16	25-82069M	GROMMET	13	40
23-83310M	COLLAR SEE NOTE #1	43	10A	25-82258M	O-RING	75	25
23-83959M	BUSHING	25	19	25-82789M	O-RING (1/4" - 6MM - I.D. HOSE)	65	26
23-83959M	BUSHING	27	22	25-82789M	O-RING (1/4" - 6MM - I.D. HOSE)	67	20
23-83981M	BUSHING	45	7	25-83930M	O-RING	23	14
23-84013M	BUSHING	43	2	25-83961M	GROMMET	25	17
23-84055M	COLLAR SEE NOTE #2	43	10A	25-83961M	GROMMET	27	20
23-84059M	BUSHING	51	5	25-83988M	GROMMET (MANUAL)	3	20
23-84060M	BUSHING	51	9	25-83990M	GROMMET	3	22
23-84063M	SLEEVE (SEE NOTE #4)	57	34	25-84054M	O-RING	45	9
23-84066M	COLLAR (SEE NOTE #6)	45	30	25-84089M	O-RING	59	50
23-84243M	SPACER	23	12	25-84092M	FUSE (12V-20A)	75	21
23-84268M	BUSHING SUPER LONG SHAFT	53	18	25-84092M	GROMMET	17	39
23-84279M	BUSHING	45	8	25-84957M	O-RING	39	7
23-84280M	BUSHING	45	10	25-94542M	SEAL	3	26
23-84355M	BUSHING	61	15	25-94793M	GROMMET	75	30
23-94563M	COLLAR	41	4	25-96595M	SEAL	3	25
23-94568M	COLLAR (SEE NOTE #5)	45	30	25-96596M	GROMMET	3	36
23-99035M	SLEEVE (SEE NOTE #3)	57	34	26-80239M	SEAL	59	71
24-11936M	SPRING (FOR DUAL THRUST PROP)	47	54	26-81607M	SEAL SEE NOTE #4	55	25
24-22227	SPRING	69	6	26-82227M	OIL SEAL	59	55
24-30189	SPRING	65	18	26-82229M	OIL SEAL	57	31
24-30189	SPRING	67	12	26-83490M	SEAL	45	17
24-80966M	SPRING	29	15	26-83936M	OIL SEAL (UPPER)	23	11
24-80966M	SPRING 682-72/73	31	15	26-84022M	SEAL	55	13
24-814460M	SPRING	29	13	26-84033M	SEAL SEE NOTE #12	47	69
24-814460M	SPRING	31	13	26-84034M	CAP	47	67
24-814460M	SPRING	35	13	26-84071M	SEAL SEE NOTE #6	55	23
24-814460M	SPRING	35	15	26-84244M	SEAL	23	4
24-814460M	SPRING 682-74/75	31	15	26-94574M	SEAL SEE NOTE #11	47	69
24-82079M	SPRING	5	28	26-94626M	SEAL (SEE NOTE #5)	55	23
24-82079M	SPRING	61	30	26-94628M	RUBBER SEAL	59	72
				26-96605M	OIL SEAL (LOWER)	23	15
				26-96606M	OIL SEAL (LOWER)	23	16
				26-99031M	SEAL SEE NOTE #3	55	25
				27-14218M	GASKET 6E7-72	37	38

PARTS INDEX

Part Number	Description	Pg.	Ref. No.	Part Number	Description	Pg.	Ref. No.
27-17540M	GASKET	65	8	32-16571M	HOSE (5/16" - 8MM - I.D. HOSE)	65	23
27-18026	GASKET	79	7	32-16571M	HOSE (5/16" - 8MM - I.D. HOSE)	67	15
27-18937M	GASKET	19	16	32-16571M	HOSE (5/16" - 8MM - I.D. HOSE)	67	17
27-18937M	GASKET	21	12	32-17146A8	FUEL LINE ASSY. (5/16" - 8MM - I.D. HOSE)	65	-
27-28862	GASKET	69	19	32-17146A8	FUEL LINE ASSY. (5/16" - 8MM - I.D. HOSE)	67	8
27-41065	GASKET	69	8	32-18028	HOSE	79	10
27-43115M	GASKET	29	8	32-75239	TUBE	69	11
27-43115M	GASKET	31	8	32-811045M	HOSE	19	5/6
27-43115M	GASKET	35	8	32-811045M	HOSE	21	4
27-80267M	GASKET	29	11	32-82012M	HOSE	19	28
27-80267M	GASKET	31	11	32-82012M	HOSE	21	24
27-80267M	GASKET	35	11	32-82012M	HOSE	39	12/13
27-81320M	GASKET	65	10	32-84028M	WATER TUBE (SHORT)	59	70
27-816977	GASKET	79	3	32-84029M	WATER TUBE (LONG)	59	70
27-81987M	GASKET	55	4	32-84030M	WATER TUBE (SUPER LONG)	59	70
27-82790M	GASKET (OLD DESIGN)	39	5	32-94625M	WATER PICK-UP TUBE	55	21
27-83245M	GASKET	25	14	32-94727M	HOSE	65	5
27-83245M	GASKET	27	17	32-94727M	HOSE (1/4" - 6MM - I.D. HOSE)	65	21
27-83940M	GASKET	19	21	32-94727M	HOSE (1/4" - 6MM - I.D. HOSE)	65	23
27-83940M	GASKET	21	17	32-94727M	HOSE (1/4" - 6MM - I.D. HOSE)	67	15
27-83941M	GASKET	25	11	32-94727M	HOSE (1/4" - 6MM - I.D. HOSE)	67	17
27-83941M	GASKET	27	14	33-41263M	SPARK PLUG (NGK#B7HS-10)	21	27
27-83951M	GASKET	19	25	33-82371M	SPARK PLUG (NGK#B-7HS)	19	31
27-83951M	GASKET	21	21	34-84246M	REED SET (REED STOPS NOT INCLUDED)	25	10
27-83955M	GASKET	53	11	34-95471M	REED SET (REED STOPS NOT INCLUDED)	27	9
27-84024M	GASKET	55	17	35-11931M	FUEL FILTER ASSEMBLY	39	4
27-84075M	GASKET	57	32	35-11934M	FILTER	39	6
27-84259M	GASKET	29	24	35-18029	FILTER	79	11
27-84259M	GASKET 682-72/73	31	24	36-18962M	FILLER CAP ASSEMBLY	69	3
27-84261M	GASKET	29	26	36-18962M	FUEL TANK CAP	65	2
27-84261M	GASKET	31	26	36-18962M	FUEL TANK CAP	67	3
27-84261M	GASKET	35	26	36-816976A1	FILLER CAP	79	2
27-84264M	GASKET	29	30	37-11926M	SIDE DECAL SET	3	1
27-84264M	GASKET	31	30	37-11928M	FRONT EMBLEM	3	2
27-84264M	GASKET	35	30	37-13921	DECAL	69	2
27-95500M	GASKET	67	7	37-14617M	DECAL, SIDE (ENGLISH)	67	1
27-96602M	GASKET	19	32	37-81202M	SHIFT DECAL	3	3
27-96602M	GASKET	21	28	37-82984M	DECAL, SIDE	65	1
27-96608M	GASKET	25	2	37-95489M	DECAL, TOP (ENGLISH)	67	2
27-96608M	GASKET	27	2	37-95504M	DECAL, SIDE (FRENCH)	67	1
27-96611M	GASKET	25	8	39-15320M	PISTON RING SET (STANDARD)	23	6
27-96611M	GASKET	27	7	39-15322M	PISTON RING SET (2ND. O.S. 56.50MM)	23	6
27-96618M	GASKET	53	2	39-18939M	PISTON RING SET (1ST. O.S. 56.25MM)	23	6
27-98993M	GASKET	35	24	41-80272M	PISTON PIN	23	7
27-98993M	GASKET 682-74/75	31	24				
28-81912M	KEY	55	27				
28-81914M	KEY	23	19				
29-82349M	NEEDLE BEARING	23	8				
30-82294M	ROLLER BEARING	57	49				
30-82303M	BEARING (UPPER)	23	1				
30-82321M	ROLLER BEARING SEE NOTE #3	57	38				
30-83938M	BEARING (LOWER)	23	2				
30-84086M	NEEDLE BEARING	59	54				
31-14273M	ROLLER BEARING SEE NOTE #4	57	38				
31-99030M	BEARING SEE NOTE #3	55	2				
31-99045M	NEEDLE BEARING SEE NOTE #3	59	57				

PARTS INDEX

Part Number	Description	Pg.	Ref. No.	Part Number	Description	Pg.	Ref. No.
43-80256M	PINION GEAR SEE NOTE #4	57	36	54-83764M	CLAMP	65	4
43-80257M	FORWARD GEAR (SEE NOTE #4)	57	40	54-84113M	CLAMP	71	2
43-84077M	REVERSE GEAR (SEE NOTE #4)	57	48	54-84296M	CLAMP	47	68
43-84339M	PINION GEAR	15	10	54-97772M	CLAMP	75	33
43-94562M	GEAR	41	3	79-43984A1	TACHOMETER KIT DESIGN II	61	18
43-94564M	GEAR	41	7	79-84311M	TACHOMETER KIT DESIGN I	61	18
43-94619M	GEAR	51	21	83-84694M	STARTER SOLENOID	75	0-3
43-94620M	GEAR	51	19	84-84124M	CONNECTOR ASSEMBLY	61	6
43-99041M	PINON GEAR SEE NOTE #3	57	36	84-84352M	EXTENSION DESIGN I	61	25
43-99043M	FORWARD GEAR (SEE NOTE #3)	57	40	84-84352M	EXTENSION DESIGN II	61	25
43-99044M	REVERSE GEAR (SEE NOTE #3)	57	48	84-84353M	CONNECTOR DESIGN I	61	24
44-84078M	PROPELLER SHAFT	57	46	84-84353M	CONNECTOR DESIGN II	61	24
45-84048M	DRIVESHAFT (SHORT) SEE NOTE #4	55	26	84-84697M	LEAD WIRE	75	27
45-84049M	DRIVESHAFT (LONG) SEE NOTE #4	55	26	84-84706M	WIRE HARNESS	75	0-5
45-84050M	DRIVESHAFT (SUPER LONG) SEE NOTE #4	55	26	84-84711M	HARNESS EXTENSION	77	36
45-99032M	DRIVESHAFT (SHORT) SEE NOTE #3	55	26	84-94545M	LEAD WIRE	7	12
45-99033M	DRIVESHAFT (LONG) SEE NOTE #3	55	26	84-94550M	HARNESS (SEE NOTE #2)	15	22
45-99034M	DRIVESHAFT (SUPER LONG) SEE NOTE #3	55	26	84-94791M	BATTERY WIRE	75	28
46-84118M	CHROME WATER PUMP KIT	59	74	84-94792M	IGNITION WIRE	75	29
46-94623M	WATER PUMP HOUSING	55	10	84-98985M	LEAD WIRE	15	21
47-84027M	IMPELLER	55	16	84-98986M	HARNESS (SEE NOTE #1)	15	22
47-84027M	IMPELLER	59	78	84-99051M	CONNECTOR	61	7
50-12066A9	STARTER ROPE	5	13	84-99051M	EXTENSION	3	37
50-83250M	STARTER SHEAVE	5	3	84-99052M	CONNECTOR	61	8
50-98982M	STARTER MOTOR	15	0-1	84-99059M	WIRE DESIGN II	61	23
52-84274M	CLUTCH	57	41	84-99060M	EXTENSION DESIGN I	61	26
53-14752M	SNAP RING NEW DESIGN	15	14	84-99060M	EXTENSION DESIGN II	61	26
53-80678M	RING	57	43	85-63709A1	PLUG CAP	9	39
53-82330M	SNAP RING	47	45	85-63709A1	PLUG CAP	11	37
53-82332M	SNAP RING SEE NOTE #4	57	37A	87-14222M	LANYARD IGNITION SWITCH (DESIGN II)	3	34
53-82343M	CLIP	23	10	87-83633M	NEUTRAL START SWITCH	75	18
53-83758M	SNAP RING SUPER LONG SHAFT	53	19	87-84096M	STARTER SWITCH	15	20
53-84895M	SNAP RING	5	11	87-84699M	CHOKE SOLENOID	75	22
53-94555M	SNAP RING	23	3	87-84944M	CHOKE SWITCH	75	2
54-16574M	CLAMP (5/16" - 8MM - I.D. HOSE)	65	24	87-91622M	STOP SWITCH (2 MALE TERMINALS) (SEE NOTE #3)	3	34A
54-16574M	CLAMP (5/16" - 8MM - I.D. HOSE)	67	18	87-92605M	MAIN SWITCH	75	1
54-41867M	CLAMP	11	11	87-93102M	STOP SWITCH (1 RING/1 MALE TERMINAL)	3	34A
54-41876M	CLAMP	15	27	87-97682M	KILL SWITCH	75	3
54-41876M	CLAMP	75	31	87-97755M	KILL SWITCH (LEAD WIRES ARE 2-3/4"-2 MALE TERMINALS)	61	1
54-80752M	CLAMP (1/4" - 6MM - I.D. HOSE)	65	24	87-97757M	KILL SWITCH (1 RING/1 MALE TERMINAL - 24")	61	1
54-80752M	CLAMP (1/4" - 6MM - I.D. HOSE)	67	18	87-97765M	KILL SWITCH (LEAD WIRES ARE 24" - 2 MALE TERMINALS)	61	1
54-82041M	CLAMP	9	40	87-97776M	KILL SWITCH (LEAD WIRES ARE 19" - 2 MALE TERMINALS)	61	1
54-82046M	CLAMP	19	7	87-97777M	KILL SWITCH (LEAD WIRE ARE 3" - 2 MALE TERMINALS)	61	1
54-82046M	CLAMP	21	5	88-81522M	FUSE	63	36
54-82047M	CLIP	39	14	88-81522M	FUSE (12V-20A)	15	33
				88-99055M	BULB DESIGN II	61	19

PARTS INDEX

Part Number	Description	Pg.	Ref. No.	Part Number	Description	Pg.	Ref. No.
89-96357M	SOLENOID	75	13	1651-8625M	GEAR HOUSING SEE NOTE #3	55	1
91-81669M	TOOL KIT	3	38	2168-9344M	TOP COWLING ASSEMBLY	3	0-1
253-8408M	FLYWHEEL (MANUAL START - SEE NOTE #2)	7	0-1	2168-9346M	BOTTOM COWL	3	18
253-8409M	FLYWHEEL (ELECTRIC START)	7	0-1	2169-8398M	STARTER HOUSING	5	1
253-8920M	FLYWHEEL ASSEMBLY (W/RING GEAR)	11	1	2169-9348M	STARTER (SEE NOTE #4)	5	0-1
253-8921M	FLYWHEEL ASSEMBLY (W/O RING GEAR)	11	1	NLA1-	GEAR HOUSING (LONG) SEE NOTE #4	57	0-1
463-9854M	CRANKSHAFT ASSEMBLY	23	0-1	NLA1-	GEAR HOUSING (SHORT) SEE NOTE #4	57	0-1
761-7982M	PISTON (STANDARD)	23	5	NLA4-	CLAMP BRACKET (STARBOARD) (SEE NOTE #8)	45	20
761-8022M	PISTON (1ST. O.S. 56.25MM)	23	5				
761-8023M	PISTON (2ND. O.S. 56.50MM)	23	5				
870-8410M	CRANKCASE ASSEMBLY	19	0-1				
870-8799M	CRANKCASE ASSEMBLY	21	0-1				
968-7129M	CYLINDER HEAD	19	15				
968-8800M	CYLINDER HEAD	21	11				
NLA-	FLYWHEEL (MANUAL)	7	1				
1225-1529A26	FUEL TANK ASSY., COMPLETE (6 GALLON)	69	1				
1259-812410A1	FUEL TANK ASSEMBLY (PLASTIC - 6.6 GALLONS)	79	1				
1383-7137M	CARBURETOR (682-50) (SEE NOTE #2)	29	0-1				
1383-8234M	CARBURETOR (682-54) (SEE NOTE #1)	29	0-1				
1383-8236M	CARB (682-72) (USA/AUSTRALIA ONLY - SEENOTE #2)	31	0-1				
1383-8515M	CARBURETOR (682-75) (ALL - SEE NOTE #1)	31	0-1				
1383-9510M	CARBURETOR (6E7-72)	35	0-1				
1484-7141M	CLAMP BRACKET (PORT)	45	19				
1484-8026M	CLAMP BRACKET (STARBOARD) (SEE NOTE #7)	45	20				
1485-7143M	SWIVEL BRACKET (SEE NOTE #6)	45	11				
1485-811019M	SWIVEL BRACKET (SEE NOTE #5)	45	11				
1587-7144M	DRIVE SHAFT HOUSING (SHORT) (SEE NOTE #6)	53	1				
1587-8027M	DRIVE SHAFT HOUSING (SHORT) (SEE NOTE #5)	53	1				
1587-8028M	DRIVE SHAFT HOUSING (LONG) (SEE NOTE #4)	53	1				
1587-811277M	DRIVE SHAFT HOUSING (LONG) SEE NOTE #3	53	1				
1587-9512M	DRIVE SHAFT HOUSING (SHORT) SEE NOTE #3	53	1				
1651-7146M	GEAR HOUSING SEE NOTE #4	55	1				
1651-811992M	GEAR HOUSING (LONG) SEE NOTE #3	55	0-1				
1651-811992M	GEAR HOUSING (LONG) SEE NOTE #3	57	0-1				
1651-811993M	GEAR HOUSING (SHORT) SEE NOTE #3	55	0-1				